



## FIM CEV REPSOL 2021

### Autódromo Internacional do Algarve

**Moto 3**

1 - 4 July 2021

Laps and Sector Times - Warm Up

Autodromo Internacional Algarve - 4592 mtr.

7 FILIPPO FARIOLI (ITA)										HUSQVARNA									
lap	Sect-1	Speed	Sect-2	Speed	Sect-3	Speed	TopSpeed	laptime	pit	lap	Sect-1	Speed	Sect-2	Speed	Sect-3	Speed	Topspeed	laptime	pit
1	Pit Out	91.8	33.607	99.4	47.350			2:04.111		5	36.881	<u>154.3</u>	37.132	115.8	46.093		229.3	2:00.106	
2	37.238	95.7	31.290	<u>117.6</u>	41.989		234.3	1:50.517		6	<u>36.397</u>	103.2	<u>31.014</u>	<u>117.6</u>	<u>41.548</u>		233.8	<u>1:48.959</u>	
3	36.985	97.4	31.103	116.0	42.008		231.3	1:50.096		7	36.620	103.7	31.536	109.5	42.784		237.4	1:50.940 D	
4	36.880	97.2	31.065	117.1	41.993		228.3	1:49.938		8	36.711	100.4	33.259	<u>117.6</u>	42.655		<u>237.9</u>	1:52.625 D	

9 COLLI N VEIJER (NED)										HUSQVARNA									
lap	Sect-1	Speed	Sect-2	Speed	Sect-3	Speed	TopSpeed	laptime	pit	lap	Sect-1	Speed	Sect-2	Speed	Sect-3	Speed	Topspeed	laptime	pit
1	Pit Out	78.9	33.352	112.7	43.687			2:02.696		5	37.858	<u>97.9</u>	31.301	110.3	Pit In		225.9	2:01.308	
2	37.581	93.8	31.499	118.0	42.138		231.3	1:51.218		6	Pit Out	96.6	31.339	113.4	42.785			2:19.888	
3	37.177	93.0	31.431	115.3	<u>41.720</u>		232.8	1:50.328		7	36.699	97.0	<u>31.037</u>	116.8	41.760		<u>238.4</u>	<u>1:49.496</u>	
4	36.933	97.4	31.320	<u>118.2</u>	42.208		229.8	1:50.461		8	<u>36.551</u>	96.8	31.171	117.1	42.024		<u>238.4</u>	1:49.746	

10 NICOLA FABIO CARRARO (ITA)										TM RACING									
lap	Sect-1	Speed	Sect-2	Speed	Sect-3	Speed	TopSpeed	laptime	pit	lap	Sect-1	Speed	Sect-2	Speed	Sect-3	Speed	Topspeed	laptime	pit
1	Pit Out	89.3	33.876	113.8	44.426			2:02.512		5	37.020	96.3	<u>31.277</u>	114.4	42.035		233.8	1:50.332	
2	37.294	95.1	31.773	110.9	42.717		231.8	1:51.784 D		6	37.353	96.0	31.610	111.2	44.058		233.3	1:53.021	
3	<u>36.868</u>	96.3	31.552	114.8	42.324		236.3	1:50.744 D		7	36.914	<u>97.3</u>	31.627	112.1	42.069		236.3	1:50.610	
4	40.076	97.0	32.953	115.1	47.012		230.3	2:00.041 D		8	36.976	96.8	31.281	<u>116.9</u>	<u>41.899</u>		235.8	<u>1:50.156</u>	

13 MARCO TAPIA (ES)										HONDA									
lap	Sect-1	Speed	Sect-2	Speed	Sect-3	Speed	TopSpeed	laptime	pit	lap	Sect-1	Speed	Sect-2	Speed	Sect-3	Speed	Topspeed	laptime	pit
1	Pit Out	93.1	32.185	112.6	42.453			1:57.648		5	42.191	93.1	32.033	114.9	42.278		227.8	1:56.502 D	
2	37.101	97.9	31.469	118.9	42.069		231.8	1:50.639		6	39.173	97.8	31.391	118.2	41.794		229.8	1:52.358 D	
3	36.904	98.2	31.393	120.4	42.138		230.3	1:50.435		7	36.702	99.5	31.132	119.7	<u>41.667</u>		<u>235.3</u>	1:49.501 D	
4	36.953	101.5	31.308	115.9	42.070		227.8	1:50.331		8	<u>36.531</u>	101.6	<u>31.095</u>	<u>123.6</u>	41.968		232.8	1:49.594	

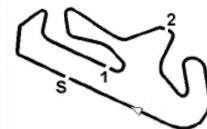
16 MARIO SURYO AJI (INA)										HONDA									
lap	Sect-1	Speed	Sect-2	Speed	Sect-3	Speed	TopSpeed	laptime	pit	lap	Sect-1	Speed	Sect-2	Speed	Sect-3	Speed	Topspeed	laptime	pit
1	Pit Out	94.5	33.924	112.7	44.215			2:01.415		5	36.905	100.2	31.506	111.8	42.337		229.3	1:50.748	
2	36.909	95.0	31.514	104.7	51.632		<u>240.0</u>	2:00.055		6	36.549	101.0	31.304	118.3	42.154		236.3	1:50.007	
3	<u>36.455</u>	101.0	<u>31.085</u>	<u>120.3</u>	<u>41.601</u>		235.8	<u>1:49.141</u>		7	43.220	97.7	31.598	117.1	42.629		230.8	1:57.447 D	
4	36.794	<u>102.1</u>	31.337	116.1	42.296		237.9	1:50.427		8	37.481	101.9	31.500	114.4	42.136		232.8	1:51.117	

17 DANIEL MUÑOZ (ES)										KTM									
lap	Sect-1	Speed	Sect-2	Speed	Sect-3	Speed	TopSpeed	laptime	pit	lap	Sect-1	Speed	Sect-2	Speed	Sect-3	Speed	Topspeed	laptime	pit
1	Pit Out	85.3	32.342		44.923			2:01.409		5	36.594	97.4	30.897		41.790		234.8	1:49.281	
2	37.011	97.7	31.069		41.932		<u>238.9</u>	1:50.012		6	<u>36.367</u>	99.0	<u>30.845</u>		<u>41.613</u>		233.3	<u>1:48.825</u>	
3	36.925	98.3	31.228	<u>121.9</u>	41.874		226.9	1:50.027		7	37.607	92.3	31.601		42.767		231.8	1:51.975	
4	38.749	93.7	33.321		41.700		225.9	1:53.770		8	36.703	100.7	30.914		41.737		227.4	1:49.354	

19 ALESSANDRO MOROSI (ITA)										HUSQVARNA									
lap	Sect-1	Speed	Sect-2	Speed	Sect-3	Speed	TopSpeed	laptime	pit	lap	Sect-1	Speed	Sect-2	Speed	Sect-3	Speed	Topspeed	laptime	pit
1	Pit Out	89.3	31.942		44.209			1:59.772		5	<u>36.778</u>	98.7	31.619		44.197		231.8	1:52.594	
2	37.432	91.8	31.770		42.242		234.3	1:51.444		6	37.469	95.4	<u>31.189</u>		41.930		227.4	1:50.588	
3	36.979	94.3	31.210		42.585		<u>239.5</u>	1:50.774		7	36.945	98.1	31.413		42.239		233.8	1:50.597	
4	36.970	98.9	31.386		42.183		233.3	<u>1:50.539</u>		8	38.884	93.7	33.833		<u>41.883</u>		228.8	1:54.600	

20 JOSÉ JULIÁN GARCÍA (ES)										HONDA									
lap	Sect-1	Speed	Sect-2	Speed	Sect-3	Speed	TopSpeed	laptime	pit	lap	Sect-1	Speed	Sect-2	Speed	Sect-3	Speed	Topspeed	laptime	pit
1	Pit Out	87.1	33.469	112.7	49.373			2:10.012		5	38.291	98.7	32.642	115.1	41.644		236.8	1:52.577 D	
2	36.902	94.9	31.249	<u>118.2</u>	41.734		236.3	1:49.885		6	36.523	99.0	<u>30.934</u>	117.6	<u>41.212</u>		<u>237.4</u>	<u>1:48.669</u>	
3	36.767	98.5	32.443	115.8	41.548		236.3	1:50.758		7	37.027	98.3	32.068	112.7	45.148		235.8	1:54.243	
4	36.375	101.8	31.198	116.8	41.537		236.3	1:49.110		8	<u>36.282</u>	<u>102.0</u>	31.199	117.5	41.711		235.3	1:49.192	

21 HARRISON VOIGHT (AUS)										HONDA									
lap	Sect-1	Speed	Sect-2	Speed	Sect-3	Speed	TopSpeed	laptime	pit	lap	Sect-1	Speed	Sect-2	Speed	Sect-3	Speed	Topspeed	laptime	pit
1	Pit Out	81.9	34.784	105.6	43.221			2:03.525		5	36.966	96.1	<u>31.245</u>	<u>114.5</u>	<u>41.576</u>		234.8	<u>1:49.787</u>	



## FIM CEV REPSOL 2021

### Autódromo Internacional do Algarve

**Moto 3**

1 - 4 July 2021

**Laps and Sector Times - Warm Up**
**Autodromo Internacional Algarve - 4592 mtr.**

2	37.437	91.9	33.103	108.7	42.496	234.8	1:53.036	6	<u>36.814</u>	97.8	31.435	113.3	41.771	<u>237.4</u>	1:50.020
3	36.930	94.0	31.887	111.7	41.902	236.8	1:50.719	7	37.734	90.4	38.295	110.3	42.300	232.8	1:58.329
4	37.122	<u>97.9</u>	31.301	112.9	41.879	233.3	1:50.302	8	37.105	95.9	31.405	111.0	41.625	233.8	1:50.135

23 DAVID REAL (ES)									KTM										
lap	Sect-1	Speed	Sect-2	Speed	Sect-3	Speed	TopSpeed	laptime	pit	lap	Sect-1	Speed	Sect-2	Speed	Sect-3	Speed	Topspeed	laptime	pit
1	Pit Out	77.7	34.409	108.1	51.644			2:13.502		5	39.049	96.0	31.573	112.6	43.096		228.3	1:53.718	
2	37.713	92.2	31.438	118.2	41.881		234.8	1:51.032	D	6	36.839	<u>101.7</u>	31.169	<u>126.5</u>	41.850		234.8	<u>1:49.858</u>	
3	37.108	96.6	31.009	122.3	42.144		<u>238.9</u>	1:50.261		7	40.353	98.1	31.825	112.6	43.481		233.8	1:55.659	
4	36.859	95.2	31.086	121.1	42.082		230.8	1:50.027		8	<u>36.572</u>	100.2	<u>30.874</u>	125.0	<u>41.436</u>		235.8	1:48.882	D

24 IVAN ORTOLÁ (ES)									KTM										
lap	Sect-1	Speed	Sect-2	Speed	Sect-3	Speed	TopSpeed	laptime	pit	lap	Sect-1	Speed	Sect-2	Speed	Sect-3	Speed	Topspeed	laptime	pit
1	Pit Out	84.2	35.742	107.1	47.723			2:10.583		5	42.003	89.3	31.494	115.1	43.447		229.8	1:56.944	D
2	37.042	96.6	31.368	118.9	41.833		<u>234.3</u>	1:50.243		6	36.621	98.4	31.208	<u>122.2</u>	42.026		231.8	1:49.855	
3	36.771	99.4	31.139	117.9	41.874		231.3	1:49.784		7	39.835	92.9	31.611	108.2	43.769		229.3	1:55.215	D
4	36.696	98.6	30.990	118.8	41.948		229.3	1:49.634		8	<u>36.568</u>	<u>100.6</u>	<u>30.966</u>	119.5	<u>41.440</u>		<u>234.3</u>	<u>1:48.974</u>	

26 SCOTT JAMES OGDEN (GBR)									GASGAS										
lap	Sect-1	Speed	Sect-2	Speed	Sect-3	Speed	TopSpeed	laptime	pit	lap	Sect-1	Speed	Sect-2	Speed	Sect-3	Speed	Topspeed	laptime	pit
1	Pit Out	91.8	33.028	110.3	48.532			2:06.908		5	37.206	93.2	33.840	114.4	41.781		238.9	1:52.827	
2	37.453	91.8	31.536	115.9	42.064		233.8	1:51.053		6	<u>36.309</u>	99.9	<u>30.919</u>	115.4	<u>41.227</u>		<u>240.0</u>	<u>1:48.455</u>	
3	36.934	97.2	31.246	119.3	41.658		231.3	1:49.838		7	37.018	95.8	31.352	<u>122.9</u>	42.399		<u>240.0</u>	1:50.769	
4	36.761	98.5	31.237	119.2	41.351		232.8	1:49.349		8	36.407	<u>100.3</u>	31.431	120.0	42.320		234.8	1:50.158	D

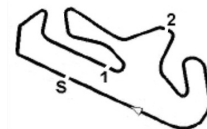
31 EDWARD ANDREW O'SHEA (GBR)									HONDA										
lap	Sect-1	Speed	Sect-2	Speed	Sect-3	Speed	TopSpeed	laptime	pit	lap	Sect-1	Speed	Sect-2	Speed	Sect-3	Speed	Topspeed	laptime	pit
1	Pit Out	87.8	33.616	104.7	43.794			2:01.637		5	37.241	97.4	31.699	107.0	42.624		229.8	1:51.564	
2	37.583	92.5	31.885	104.2	42.209		<u>240.0</u>	1:51.677		6	37.208	96.4	31.942	106.8	43.894		237.9	1:53.044	
3	38.660	90.1	31.603	111.3	42.051		<u>235.8</u>	1:52.314	D	7	37.960	86.4	34.447	108.5	<u>41.973</u>		228.8	1:54.380	
4	37.272	96.9	31.556	110.5	43.860		226.9	1:52.688		8	<u>36.783</u>	<u>98.4</u>	<u>31.396</u>	<u>112.6</u>	42.146		237.9	<u>1:50.325</u>	

32 TAKUMA MATSUYAMA (JPN)									HONDA										
lap	Sect-1	Speed	Sect-2	Speed	Sect-3	Speed	TopSpeed	laptime	pit	lap	Sect-1	Speed	Sect-2	Speed	Sect-3	Speed	Topspeed	laptime	pit
1	Pit Out	91.4	32.971	104.3	43.507			2:00.243		5	36.559	97.0	<u>31.028</u>	118.0	41.743		236.3	<u>1:49.330</u>	
2	37.510	98.4	32.484	109.9	50.289		<u>237.9</u>	2:00.283		6	38.583	<u>101.2</u>	31.659	106.8	44.270		237.4	1:54.512	
3	36.741	99.8	31.050	113.6	41.787		235.3	1:49.578		7	<u>36.412</u>	99.4	31.426	115.5	46.228		233.8	1:54.066	
4	37.978	98.6	31.312	111.2	42.174		233.3	1:51.464		8	36.591	99.8	31.104	<u>119.1</u>	<u>41.635</u>		235.8	1:49.330	

33 TATCHAKORN BUASRI (THA)									HONDA										
lap	Sect-1	Speed	Sect-2	Speed	Sect-3	Speed	TopSpeed	laptime	pit	lap	Sect-1	Speed	Sect-2	Speed	Sect-3	Speed	Topspeed	laptime	pit
1	Pit Out	89.9	33.376	106.8	44.334			2:02.673		5	36.696	99.4	<u>30.918</u>	121.5	41.670		230.8	1:49.284	
2	37.117	97.6	31.492	117.9	41.932		<u>236.8</u>	1:50.541		6	<u>36.326</u>	97.4	30.951	<u>121.6</u>	<u>41.358</u>		232.8	<u>1:48.635</u>	
3	36.850	98.3	31.104	120.3	41.711		232.3	1:49.665		7	36.607	102.3	31.276	117.6	41.828		235.8	1:49.711	
4	36.627	95.9	31.519	119.1	41.887		234.3	1:50.033		8	36.633	<u>102.7</u>	32.776	115.1	43.580		230.3	1:52.989	

38 DAVID SALVADOR (ES)									TM RACING										
lap	Sect-1	Speed	Sect-2	Speed	Sect-3	Speed	TopSpeed	laptime	pit	lap	Sect-1	Speed	Sect-2	Speed	Sect-3	Speed	Topspeed	laptime	pit
1	Pit Out	90.0	32.888	111.8	43.403			2:01.151		5	36.668	98.4	<u>30.968</u>	120.0	<u>41.471</u>		227.4	<u>1:49.107</u>	
2	36.952	97.6	31.177	117.1	41.868		<u>232.3</u>	1:49.997		6	<u>36.262</u>	<u>106.3</u>	31.531	119.7	41.538		230.8	1:49.331	
3	36.576	100.0	31.040		41.589		229.3	1:49.205		7	36.540	101.3	31.274	109.5	47.842		230.3	1:55.656	
4	36.562	104.0	31.331	<u>120.3</u>	41.938		228.3	1:49.831		8	36.548	101.5	31.174	118.2	41.753		227.8	1:49.475	

45 CLÉMENT ROUGÉ (FRA)									HUSQVARNA										
lap	Sect-1	Speed	Sect-2	Speed	Sect-3	Speed	TopSpeed	laptime	pit	lap	Sect-1	Speed	Sect-2	Speed	Sect-3	Speed	Topspeed	laptime	pit
1	Pit Out	93.8	34.391	114.0	50.218			2:08.326		5	36.725	99.2	31.455	108.7	41.925		234.3	1:50.105	
2	37.094	97.1	31.641	<u>120.1</u>	42.042		<u>237.9</u>	1:50.777		6	37.351	99.9	35.423	100.7	43.757		232.8	1:56.531	
3	36.954	97.7	<u>31.354</u>	115.5	<u>41.766</u>		234.8	1:50.074		7	36.807	100.4	31.967	110.5	42.069		237.4	1:50.843	
4	37.614	100.4	33.915	97.3	45.564		234.8	1:57.093		8	<u>36.449</u>	<u>100.9</u>	31.441	115.4	41.841		236.8	<u>1:49.731</u>	



## FIM CEV REPSOL 2021

### Autódromo Internacional do Algarve

Moto 3

1 - 4 July 2021

Laps and Sector Times - Warm Up

Autodromo Internacional Algarve - 4592 mtr.

55 NOAH DETTWILER (ch)										KTM									
lap	Sect-1	Speed	Sect-2	Speed	Sect-3	Speed	TopSpeed	laptime	pit	lap	Sect-1	Speed	Sect-2	Speed	Sect-3	Speed	Topspeed	laptime	pit
1	Pit Out	84.3	35.731	100.7	47.914			2:09.867		5	37.066	104.9	33.168	119.5	43.452		232.3	1:53.686	
2		37.439	97.6	31.636	119.6	42.070	233.8	1:51.145		6	36.865	98.9	31.333	118.6	<u>41.812</u>		233.8	1:50.010	
3		37.147	96.5	31.436	114.2	42.424	235.3	1:51.007		7	41.178	101.8	31.449	118.4	43.008		<u>236.3</u>	1:55.635	
4		37.015	103.3	31.345	116.6	42.207	230.8	1:50.567		8	<u>36.613</u>	102.7	<u>31.100</u>	118.8	41.813		232.3	<u>1:49.526</u>	

57 SHO NISHIMURA (JPN)										KTM									
lap	Sect-1	Speed	Sect-2	Speed	Sect-3	Speed	TopSpeed	laptime	pit	lap	Sect-1	Speed	Sect-2	Speed	Sect-3	Speed	Topspeed	laptime	pit
1	Pit Out	74.6	<u>44.128</u>	80.9	Pit In			2:36.419		2	Pit Out	<u>78.8</u>	46.365	<u>83.7</u>	Pit In			9:13.132	

58 LUCA LUNETTA (ITA)										HUSQVARNA									
lap	Sect-1	Speed	Sect-2	Speed	Sect-3	Speed	TopSpeed	laptime	pit	lap	Sect-1	Speed	Sect-2	Speed	Sect-3	Speed	Topspeed	laptime	pit
1	Pit Out	85.4	32.968	111.0	42.968			2:00.408		5	37.239	<u>102.8</u>	31.766	111.1	Pit In		227.8	2:00.594	
2		37.618	94.3	31.815	113.8	42.290	228.8	1:51.723		6	Pit Out	100.0	31.650	115.9	41.834			2:19.463	
3		37.228	96.1	31.536	109.3	41.903	229.8	1:50.667		7	36.529	98.6	31.539	111.0	41.730		<u>241.1</u>	1:49.798	
4		37.235	94.4	31.398	<u>116.3</u>	41.918	226.9	1:50.551		8	<u>36.475</u>	102.0	<u>31.254</u>	116.1	<u>41.371</u>		240.0	<u>1:49.100</u>	

63 SYARIFUDDIN AZMAN (MY)										HONDA									
lap	Sect-1	Speed	Sect-2	Speed	Sect-3	Speed	TopSpeed	laptime	pit	lap	Sect-1	Speed	Sect-2	Speed	Sect-3	Speed	Topspeed	laptime	pit
1	Pit Out	85.4	33.358	111.1	49.333			2:07.674		5	37.036	103.8	32.405	121.5	43.159		226.9	1:52.600	
2		36.907	93.6	31.180	118.3	41.531	230.3	1:49.618		6	36.460	99.7	31.054	118.0	<u>41.296</u>		234.8	1:48.810	
3		37.019	95.2	31.653	<u>121.9</u>	41.544	231.8	1:50.216 D		7	36.507	<u>103.9</u>	32.143	108.0	44.177		234.3	1:52.827	
4		36.635	97.7	<u>31.029</u>	116.3	41.797	226.9	1:49.461		8	<u>36.338</u>	101.1	31.145	117.9	41.319		<u>236.3</u>	<u>1:48.802</u>	

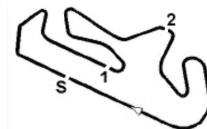
64 DAVID MUÑOZ (ES)										KTM									
lap	Sect-1	Speed	Sect-2	Speed	Sect-3	Speed	TopSpeed	laptime	pit	lap	Sect-1	Speed	Sect-2	Speed	Sect-3	Speed	Topspeed	laptime	pit
1	Pit Out	87.8	32.725		42.354			1:59.895		5	36.611	100.9	31.084		42.361		226.9	1:50.056	
2		36.683	96.7	31.354	41.648		<u>231.8</u>	1:49.685		6	<u>36.452</u>	100.2	<u>30.889</u>		41.455		<u>231.8</u>	<u>1:48.796</u>	
3		36.721	98.6	31.048	<u>41.357</u>		229.3	1:49.126		7	37.283	96.8	31.544		43.355		<u>231.8</u>	1:52.182	
4		36.636	100.3	30.951	41.653		227.4	1:49.240		8	36.628	98.3	30.950		41.485		231.3	1:49.063	

66 JOEL KELSO (AUS)										KTM									
lap	Sect-1	Speed	Sect-2	Speed	Sect-3	Speed	TopSpeed	laptime	pit	lap	Sect-1	Speed	Sect-2	Speed	Sect-3	Speed	Topspeed	laptime	pit
1	Pit Out	93.2	31.588	113.4	49.978			2:04.716		5	36.339	<u>101.4</u>	30.898	115.6	<u>41.283</u>		236.3	1:48.520	
2		36.770	97.6	32.198	88.2	51.491	229.8	2:00.459		6	<u>36.171</u>	99.5	40.291	118.9	41.947		<u>238.4</u>	1:58.409	
3		36.573	97.6	30.760	119.7	41.526	233.8	1:48.859		7	36.328	96.9	30.791	116.0	41.727		234.8	1:48.846	
4		36.529	97.6	<u>30.632</u>	<u>121.9</u>	41.293	230.3	<u>1:48.454</u>		8	36.427	99.3	30.795	119.1	41.362		229.8	1:48.584	

67 GERARD RIU (ES)										KTM									
lap	Sect-1	Speed	Sect-2	Speed	Sect-3	Speed	TopSpeed	laptime	pit	lap	Sect-1	Speed	Sect-2	Speed	Sect-3	Speed	Topspeed	laptime	pit
1	Pit Out	92.8	32.163	111.6	48.407			2:04.559		5	<u>36.680</u>	100.7	31.147	<u>119.9</u>	42.079		234.8	1:49.906	
2		37.232	96.2	31.354	117.3	42.076	<u>239.5</u>	1:50.662		6	37.043	100.8	31.370	117.6	42.079		232.8	1:50.492	
3		36.753	98.2	31.255	114.5	41.815	233.3	1:49.823		7	37.053	101.7	31.389	116.6	50.067		227.4	1:58.509	
4		36.853	<u>101.9</u>	31.407	115.9	48.877	236.8	1:57.137		8	36.723	100.9	<u>31.127</u>	119.1	<u>41.502</u>		233.3	<u>1:49.352</u>	

69 RAFFAELE FUSCO (ITA)										TM RACING									
lap	Sect-1	Speed	Sect-2	Speed	Sect-3	Speed	TopSpeed	laptime	pit	lap	Sect-1	Speed	Sect-2	Speed	Sect-3	Speed	Topspeed	laptime	pit
1	Pit Out	82.9	33.312	114.5	42.236			2:00.449		5	36.579	97.4	31.115	115.0	41.505		235.8	1:49.199	
2		37.147	97.9	33.099	<u>117.3</u>	41.741	229.8	1:51.987 D		6	<u>36.503</u>	97.8	32.845	115.1	44.878		<u>237.9</u>	1:54.226	
3		36.672	98.7	<u>31.009</u>	115.9	<u>41.473</u>	231.3	<u>1:49.154</u>		7	36.622	<u>99.0</u>	31.534	111.2	41.796		235.8	1:49.952	
4		38.484	94.8	31.573	116.5	45.072	232.3	1:55.129 D		8	38.655	95.0	31.391		41.668		234.8	1:51.714	

70 JOSHUA WHATLEY (GBR)										KTM									
lap	Sect-1	Speed	Sect-2	Speed	Sect-3	Speed	TopSpeed	laptime	pit	lap	Sect-1	Speed	Sect-2	Speed	Sect-3	Speed	Topspeed	laptime	pit
1	Pit Out	87.6	35.555	101.2	48.705			2:11.603		5	36.981	100.8	31.375	121.9	47.095		228.8	1:55.451 D	
2		37.459	93.2	31.540	120.3	41.980	234.3	1:50.979		6	37.650	103.3	39.821	<u>122.7</u>	41.843		227.8	1:59.314	
3		37.060	94.0	31.464	118.3	44.778	234.8	1:53.302		7	<u>36.444</u>	<u>106.7</u>	31.651	118.6	41.985		<u>235.8</u>	1:50.080	
4		37.258	99.5	<u>31.355</u>	119.3	42.378	229.3	1:50.991		8	36.509	105.4	31.522	118.3	<u>41.820</u>		234.8	<u>1:49.851</u>	



## FIM CEV REPSOL 2021

### Autódromo Internacional do Algarve

Moto 3

Laps and Sector Times - Warm Up

1 - 4 July 2021

Autodromo Internacional Algarve - 4592 mtr.

77 MATTIA VOLPI (ITA)										KTM									
lap	Sect-1	Speed	Sect-2	Speed	Sect-3	Speed	TopSpeed	laptime	pit	lap	Sect-1	Speed	Sect-2	Speed	Sect-3	Speed	Topspeed	laptime	pit
1	Pit Out	93.3	35.017	98.9	47.191			2:06.475		5	37.107	<u>99.2</u>	33.070	89.3	43.221		234.8	1:53.398	
2	37.522	95.8	31.681	113.3	42.547		229.3	1:51.750		6	36.788	98.6	31.315	<u>118.7</u>	42.044		232.3	1:50.147	
3	37.307	94.8	31.426	113.4	42.036		232.8	1:50.769		7	40.468	96.0	31.826	108.9	42.712		234.8	1:55.006	
4	37.294	95.1	31.252	112.5	42.284		228.3	1:50.830		8	<u>36.706</u>	97.8	<u>31.228</u>	114.6	<u>41.979</u>		233.3	<u>1:49.913</u>	

80 DAVID ALONSO (COL)										GASGAS									
lap	Sect-1	Speed	Sect-2	Speed	Sect-3	Speed	TopSpeed	laptime	pit	lap	Sect-1	Speed	Sect-2	Speed	Sect-3	Speed	Topspeed	laptime	pit
1	Pit Out	90.7	32.873	105.9	43.269			2:01.369		5	<u>36.597</u>	97.2	31.307	114.8	41.678		233.8	1:49.582	
2	37.217	95.6	31.526	108.7	42.019		<u>238.9</u>	1:50.762		6	36.700	<u>97.7</u>	31.108	111.2	41.767		233.3	<u>1:49.575</u>	
3	36.838	93.2	31.440	110.0	42.042		238.4	1:50.320		7	36.863	93.6	31.670	108.5	43.126		<u>238.9</u>	1:51.659	
4	36.899	95.7	31.207	114.0	41.915		235.3	1:50.021		8	36.855	94.9	<u>31.057</u>	<u>115.0</u>	<u>41.671</u>		237.9	1:49.583	

81 SENNA AGI US (AUS)										HONDA									
lap	Sect-1	Speed	Sect-2	Speed	Sect-3	Speed	TopSpeed	laptime	pit	lap	Sect-1	Speed	Sect-2	Speed	Sect-3	Speed	Topspeed	laptime	pit
1	Pit Out	86.4	33.588	108.5	44.944			2:02.529		5	<u>36.735</u>	96.5	31.816	110.8	<u>41.771</u>		<u>238.4</u>	<u>1:50.322</u>	
2	37.234	94.3	31.699	109.0	42.253		235.3	1:51.186		6	36.905	98.7	31.768	111.9	42.020		236.8	1:50.693	
3	37.298	94.9	<u>31.368</u>	113.0	41.945		232.8	1:50.611		7	37.119	88.0	33.861	110.3	42.139		237.4	1:53.119	
4	37.970	93.3	31.488	108.7	42.106		236.3	1:51.564		8	36.767	<u>98.8</u>	31.378	<u>114.2</u>	42.180		<u>238.4</u>	1:50.325	

84 ZONTA VAN DEN GOORBERGH (NED)										HONDA									
lap	Sect-1	Speed	Sect-2	Speed	Sect-3	Speed	TopSpeed	laptime	pit	lap	Sect-1	Speed	Sect-2	Speed	Sect-3	Speed	Topspeed	laptime	pit
1	Pit Out	93.6	32.241	108.7	42.451			1:57.861		5	36.535	<u>103.7</u>	31.219	<u>118.9</u>	41.672		232.8	1:49.426	
2	37.188	96.8	31.380	113.2	41.968		233.3	1:50.536		6	36.655	98.6	30.965	117.8	41.698		236.3	1:49.318 D	
3	36.866	97.3	31.097	114.8	<u>41.628</u>		234.3	1:49.591		7	36.573	103.4	31.411	115.9	41.736		236.8	1:49.720	
4	36.970	97.3	31.110	114.2	41.909		232.3	1:49.989 D		8	<u>36.231</u>	100.2	<u>30.870</u>	116.4	41.940		<u>238.9</u>	<u>1:49.041</u>	

89 MARCOS URIARTE (ES)										HUSQVARNA									
lap	Sect-1	Speed	Sect-2	Speed	Sect-3	Speed	TopSpeed	laptime	pit	lap	Sect-1	Speed	Sect-2	Speed	Sect-3	Speed	Topspeed	laptime	pit
1	Pit Out	85.2	33.916		48.953			2:08.719		5	36.646	96.2	31.018		41.739		234.3	1:49.403	
2	36.872	96.0	31.052		53.362		<u>238.9</u>	2:01.286		6	<u>36.327</u>	96.9	<u>30.943</u>		41.578		236.3	<u>1:48.848</u>	
3	36.809	95.7	31.030		<u>41.308</u>		235.3	1:49.147		7	36.384	<u>98.9</u>	31.661		46.833		237.4	1:54.878	
4	37.402	98.8	31.417		42.112		233.3	1:50.931		8	36.716	<u>97.6</u>	30.959		41.717		235.8	1:49.392	

92 DIOGO MOREIRA (BRA)										HONDA									
lap	Sect-1	Speed	Sect-2	Speed	Sect-3	Speed	TopSpeed	laptime	pit	lap	Sect-1	Speed	Sect-2	Speed	Sect-3	Speed	Topspeed	laptime	pit
1	Pit Out	87.2	32.484	115.5	47.054			2:02.994		5	36.612	98.9	31.056	121.6	44.067		231.3	1:51.735	
2	37.227	97.4	31.322	118.8	41.849		230.8	1:50.398		6	<u>36.300</u>	99.8	<u>30.938</u>	<u>122.0</u>	41.560		233.3	1:48.798	
3	40.613	95.2	31.458	114.0	42.108		231.3	1:54.179 D		7	36.465	<u>105.6</u>	33.368	119.2	41.941		232.8	1:51.774	
4	36.460	100.7	30.940	118.4	<u>41.334</u>		233.3	<u>1:48.734</u>		8	36.466	98.6	31.047	117.8	41.932		<u>234.8</u>	1:49.445	

95 JOSE ANTONIO RUEDA (ES)										HONDA									
lap	Sect-1	Speed	Sect-2	Speed	Sect-3	Speed	TopSpeed	laptime	pit	lap	Sect-1	Speed	Sect-2	Speed	Sect-3	Speed	Topspeed	laptime	pit
1	Pit Out	87.0	32.683	108.8	48.625			2:05.444		5	<u>36.440</u>	98.2	30.878	114.9	41.798		234.3	1:49.116	
2	37.226	95.1	31.240	115.6	41.587		232.8	1:50.053		6	36.838	99.4	31.110	116.3	44.391		229.8	1:52.339	
3	37.372	96.8	31.364	112.6	45.455		234.3	1:54.191 D		7	36.475	99.4	31.082	117.5	42.117		234.3	1:49.674	
4	36.689	98.1	<u>30.755</u>	<u>118.7</u>	<u>41.235</u>		234.8	<u>1:48.679</u>		8	37.846	<u>102.5</u>	31.149	113.0	41.495		<u>235.3</u>	1:50.490	

96 DANIEL HOLGADO (ES)										GASGAS									
lap	Sect-1	Speed	Sect-2	Speed	Sect-3	Speed	TopSpeed	laptime	pit	lap	Sect-1	Speed	Sect-2	Speed	Sect-3	Speed	Topspeed	laptime	pit
1	Pit Out	87.8	32.663	118.0	48.481			2:06.209		5	<u>36.121</u>	103.5	30.947	116.8	41.694		232.3	1:48.762	
2	36.842	96.5	31.133	116.9	41.786		232.8	1:49.761		6	36.220	101.6	<u>30.748</u>	<u>123.3</u>	41.755		231.3	<u>1:48.723</u>	
3	36.494	100.5	31.040	120.4	41.741		234.3	1:49.275		7	39.988	96.9	31.821	115.8	43.889		232.3	1:55.698 D	
4	36.546	100.9	33.912	111.1	42.550		229.3	1:53.008		8	36.176	100.1	30.772	119.6	<u>41.517</u>		235.3	1:48.465 D	