

## FIM CEV REPSOL 2021

### Autódromo Internacional do Algarve

**Moto 3**

1 - 4 July 2021

Laps and Sector Times - Race

Autodromo Internacional Algarve - 4592 mtr.

7 FILIPPO FARIOLI (ITA)										HUSQVARNA									
lap	Sect-1	Speed	Sect-2	Speed	Sect-3	Speed	TopSpeed	laptime	pit	lap	Sect-1	Speed	Sect-2	Speed	Sect-3	Speed	Topspeed	laptime	pit
1		95.2	31.359	117.3	42.217		146.5	1:52.705		6	37.590	95.6	31.179	116.0	<u>41.672</u>		236.8	1:50.441	
2	37.601	95.6	31.474	118.9	41.687		<u>237.9</u>	1:50.762		7	37.186	97.2	31.003	117.1	41.769		229.8	<u>1:49.958</u>	
3	37.827	93.7	31.384	<u>124.0</u>	41.680		235.3	1:50.891		8	37.057	91.6	31.131	118.7	42.763		235.3	1:50.951	
4	37.333	95.1	31.397	123.1	41.724		229.8	1:50.454		9	37.215	<u>101.2</u>	31.104	116.0	42.340		225.0	1:50.659	
5	37.189	96.2	30.932	120.0	41.966		230.8	1:50.087		10	<u>36.981</u>	100.4	<u>30.929</u>	122.9	54.113		236.3	2:02.023	

9 COLLIN VEIJER (NED)										HUSQVARNA									
lap	Sect-1	Speed	Sect-2	Speed	Sect-3	Speed	TopSpeed	laptime	pit	lap	Sect-1	Speed	Sect-2	Speed	Sect-3	Speed	Topspeed	laptime	pit
1		95.2	31.749	115.9	<u>42.111</u>		162.9	1:54.385		6	37.075	97.5	31.330	115.0	42.244		233.3	1:50.649	
2	37.204	95.1	31.312	116.1	42.340		<u>238.4</u>	1:50.856		7	36.998	98.6	31.195	118.9	42.271		225.9	1:50.464	
3	37.219	90.5	31.729	<u>119.2</u>	42.149		233.8	1:51.097		8	<u>36.916</u>	<u>99.5</u>	<u>31.121</u>	116.0	42.271		223.1	<u>1:50.308</u>	
4	37.419	95.2	31.225	116.5	42.555		227.4	1:51.199		9	36.933	97.8	31.306	115.3	42.562		222.7	1:50.801	
5	37.401	94.8	31.155	114.0	42.325		227.4	1:50.881		10	37.277	95.5	31.302	118.0	42.700		222.7	1:51.279	

10 NICOLA FABIO CARRARO (ITA)										TM RACING									
lap	Sect-1	Speed	Sect-2	Speed	Sect-3	Speed	TopSpeed	laptime	pit	lap	Sect-1	Speed	Sect-2	Speed	Sect-3	Speed	Topspeed	laptime	pit
1		93.9	32.127	<u>119.9</u>	42.605		164.9	1:55.724		6	37.104	<u>100.1</u>	31.399	115.4	<u>42.057</u>		<u>230.3</u>	<u>1:50.560</u>	
2	37.429	99.8	31.726	115.4	42.558		226.9	1:51.713		7	<u>36.828</u>	<u>99.7</u>	31.768	112.9	42.327		228.8	1:50.923	
3	37.289	97.0	31.793	115.5	42.306		227.8	1:51.388		8	37.272	96.7	<u>31.339</u>	116.1	42.388		<u>230.3</u>	1:50.999	
4	37.586	97.0	31.443	116.9	42.415		228.8	1:51.444		9	37.144	93.7	31.491	115.8	42.294		229.3	1:50.929	
5	37.390	98.7	31.590	115.5	42.240		228.3	1:51.220		10	37.302	99.5	31.762	115.8	42.210		226.9	1:51.274	

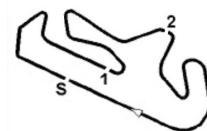
13 MARCO TAPIA (ES)										HONDA									
lap	Sect-1	Speed	Sect-2	Speed	Sect-3	Speed	TopSpeed	laptime	pit	lap	Sect-1	Speed	Sect-2	Speed	Sect-3	Speed	Topspeed	laptime	pit
1		92.6	31.713	<u>126.5</u>	44.181		163.6	1:56.755		6	<u>36.608</u>	100.0	31.063	121.1	42.082		232.8	1:49.753	
2	37.166	94.8	31.424	119.2	42.127		232.8	1:50.717		7	36.721	98.9	31.099	120.4	41.690		233.3	<u>1:49.510</u>	
3	37.037	98.1	31.404	120.9	41.791		231.3	1:50.232		8	36.702	99.0	<u>31.003</u>	118.2	41.904		232.8	1:49.609	
4	36.863	98.7	31.095	118.4	42.098		230.8	1:50.056		9	36.861	98.1	31.183	120.3	41.739		<u>234.8</u>	1:49.783	
5	37.320	95.0	31.228	115.3	42.073		232.3	1:50.621		10	37.107	<u>105.2</u>	31.529	121.2	<u>41.654</u>		<u>234.8</u>	1:50.290	

17 DANIEL MUÑOZ (ES)										KTM									
lap	Sect-1	Speed	Sect-2	Speed	Sect-3	Speed	TopSpeed	laptime	pit	lap	Sect-1	Speed	Sect-2	Speed	Sect-3	Speed	Topspeed	laptime	pit
1		95.7	31.286		41.855		146.3	1:52.430		6	37.407	100.0	<u>30.764</u>		41.647		<u>237.4</u>	<u>1:49.818</u>	
2	<u>36.840</u>	103.3	31.088		42.459		235.8	1:50.387		7	37.537	96.3	31.160		41.670		223.6	1:50.367	
3	38.046	100.3	31.003		41.966		219.5	1:51.015		8	36.942	95.7	31.427		42.376		226.9	1:50.745	
4	37.491	96.6	31.277		<u>41.567</u>		232.3	1:50.335		9	37.085	<u>104.1</u>	31.154		42.370		229.8	1:50.609	
5	37.324	97.9	31.046		41.854		230.3	1:50.224		10	37.393	101.1	30.772		41.743		220.0	1:49.908	

19 ALESSANDRO MOROSI (ITA)										HUSQVARNA									
lap	Sect-1	Speed	Sect-2	Speed	Sect-3	Speed	TopSpeed	laptime	pit	lap	Sect-1	Speed	Sect-2	Speed	Sect-3	Speed	Topspeed	laptime	pit
1		95.7	32.535		42.611		166.2	1:56.757		6	37.050	98.2	<u>31.079</u>		42.312		225.0	1:50.441	
2	37.522	94.7	31.426		42.386		229.8	1:51.334		7	37.086	99.3	31.545		42.358		229.8	1:50.989	
3	37.315	98.5	31.717		<u>41.965</u>		230.3	1:50.997		8	37.266	97.9	31.079		42.587		222.2	1:50.932	
4	37.098	96.8	31.395		42.621		<u>233.8</u>	1:51.114		9	37.169	98.5	31.254		42.585		222.2	1:51.008	
5	<u>37.003</u>	<u>99.8</u>	31.425		42.592		232.8	1:51.020		10	37.605	97.4	31.324		42.613		219.5	1:51.542	

20 JOSÉ JULIÁN GARCÍA (ES)										HONDA									
lap	Sect-1	Speed	Sect-2	Speed	Sect-3	Speed	TopSpeed	laptime	pit	lap	Sect-1	Speed	Sect-2	Speed	Sect-3	Speed	Topspeed	laptime	pit
1		101.8	31.515	121.2	41.894		139.7	1:51.574		6	36.907	<u>108.2</u>	31.614	120.9	44.254		234.8	1:52.775	
2	36.953	98.4	31.300	119.3	42.959		224.5	1:51.212		7	36.745	100.5	<u>31.046</u>	118.8	41.673		226.4	1:49.464	
3	38.526	100.7	31.263	121.3	41.877		218.2	1:51.666		8	<u>36.498</u>	99.6	31.053	120.0	41.717		227.8	<u>1:49.268</u>	
4	37.056	97.5	31.331	118.3	41.623		<u>237.4</u>	1:50.010		9	37.096	100.7	31.352	116.5	42.227		235.3	1:50.675	
5	37.191	95.9	31.151	119.7	<u>41.600</u>		235.8	1:49.942		10	37.528	98.7	31.074	<u>122.9</u>	41.671		225.0	1:50.273	

24 IVAN ORTOLÁ (ES)										KTM									
lap	Sect-1	Speed	Sect-2	Speed	Sect-3	Speed	TopSpeed	laptime	pit	lap	Sect-1	Speed	Sect-2	Speed	Sect-3	Speed	Topspeed	laptime	pit
1		<u>104.5</u>	31.654	120.1	42.275		141.5	1:51.519		6	36.986	98.2	30.989	118.6	42.089		228.3	1:50.064	
2	37.203	97.5	31.339	111.6	42.684		220.4	1:51.226		7	37.147	98.5	<u>30.938</u>	118.0	41.900		232.3	1:49.985	



## FIM CEV REPSOL 2021

### Autódromo Internacional do Algarve

**Moto 3**

1 - 4 July 2021

**Laps and Sector Times - Race**
**Autodromo Internacional Algarve - 4592 mtr.**

3	37.020	101.5	31.127	119.9	42.158	222.7	1:50.305	8	36.934	99.4	31.334	116.5	42.688	230.8	1:50.956
4	37.476	97.6	30.973	116.3	42.020	221.3	1:50.469	9	37.613	100.9	33.199	118.4	<u>41.465</u>	216.9	1:52.277
5	36.960	99.9	31.499	117.8	41.934	226.9	1:50.393	10	<u>36.835</u>	100.0	31.002	<u>121.2</u>	41.838	<u>233.8</u>	<u>1:49.675</u>

26 SCOTT JAMES OGDEN (GBR)									GASGAS										
lap	Sect-1	Speed	Sect-2	Speed	Sect-3	Speed	TopSpeed	laptime	pit	lap	Sect-1	Speed	Sect-2	Speed	Sect-3	Speed	Topspeed	laptime	pit
1		97.9	31.442	118.4	41.708		160.2	1:53.421		6	37.713	93.4	31.141	119.2	<u>41.578</u>		236.8	1:50.432	
2	37.029	95.1	31.450	117.1	41.670		237.4	1:50.149		7	<u>36.894</u>	95.6	31.099	120.4	41.660		230.3	<u>1:49.653</u>	
3	38.358	90.5	31.348	118.8	41.602		<u>237.9</u>	1:51.308		8	36.932	98.1	31.430	120.3	42.200		<u>237.9</u>	1:50.562	
4	37.038	91.4	31.423	114.9	41.689		235.3	1:50.150		9	37.373	96.3	31.283	117.5	42.319		233.8	1:50.975	
5	37.163	96.3	<u>31.077</u>	118.0	41.692		232.8	1:49.932		10	37.374	<u>101.7</u>	31.197	<u>120.5</u>	41.688		225.9	1:50.259	

31 EDWARD ANDREW O'SHEA (GBR)									HONDA										
lap	Sect-1	Speed	Sect-2	Speed	Sect-3	Speed	TopSpeed	laptime	pit	lap	Sect-1	Speed	Sect-2	Speed	Sect-3	Speed	Topspeed	laptime	pit
1		91.7	32.143	<u>116.9</u>	42.448		169.8	1:56.276		6	37.144	98.5	31.316	115.5	<u>41.983</u>		227.4	<u>1:50.443</u>	
2	37.323	96.5	31.795	112.7	42.325		<u>237.4</u>	1:51.443		7	<u>36.859</u>	<u>102.1</u>	31.830	112.0	42.267		231.3	1:50.956	
3	37.704	95.2	31.604	114.6	41.987		232.8	1:51.295		8	37.459	95.4	<u>31.264</u>	116.8	42.271		220.4	1:50.994	
4	36.944	98.4	31.641	114.2	42.456		233.3	1:51.041		9	37.399	93.3	31.436	114.4	42.145		220.4	1:50.980	
5	37.398	97.6	31.546	114.4	42.249		227.8	1:51.193		10	37.712	90.8	31.493	115.4	42.216		223.1	1:51.421	

32 TAKUMA MATSUYAMA (JPN)									HONDA										
lap	Sect-1	Speed	Sect-2	Speed	Sect-3	Speed	TopSpeed	laptime	pit	lap	Sect-1	Speed	Sect-2	Speed	Sect-3	Speed	Topspeed	laptime	pit
1		96.3	31.647	113.3	42.277		162.4	1:54.025		2	<u>36.792</u>	<u>100.6</u>	<u>31.309</u>	<u>116.9</u>	<u>42.073</u>		233.8	<u>1:50.174</u>	

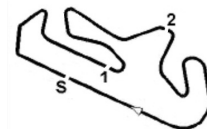
33 TATCHAKORN BUASRI (THA)									HONDA										
lap	Sect-1	Speed	Sect-2	Speed	Sect-3	Speed	TopSpeed	laptime	pit	lap	Sect-1	Speed	Sect-2	Speed	Sect-3	Speed	Topspeed	laptime	pit
1		97.5	<u>31.405</u>	<u>124.0</u>	<u>41.819</u>		157.0	1:53.025		4	38.930	94.1	33.537	110.3	44.274		213.9	1:56.741	
2	<u>36.900</u>	<u>100.9</u>	1:00.511	116.6	47.574		<u>233.8</u>	2:24.985		5	38.686	94.5	33.093	113.7	43.983		212.2	<u>1:55.762</u>	
3	39.099	95.7	32.982	109.4	45.898		216.4	1:57.979		6	40.060	96.8	36.455	103.1	Pit In		211.4	2:19.462	

38 DAVID SALVADOR (ES)									TM RACING										
lap	Sect-1	Speed	Sect-2	Speed	Sect-3	Speed	TopSpeed	laptime	pit	lap	Sect-1	Speed	Sect-2	Speed	Sect-3	Speed	Topspeed	laptime	pit
1		<u>107.7</u>	31.901	117.6	41.793		147.7	1:52.560		6	37.298	100.5	31.131	119.9	<u>41.769</u>		229.8	1:50.198	
2	36.947	97.0	31.405	114.9	42.083		<u>233.8</u>	1:50.435		7	37.396	96.6	31.346		41.863		224.1	1:50.605	
3	37.575	96.1	31.002		41.819		226.9	1:50.396		8	<u>36.915</u>	96.5	31.540	117.0	42.188		232.8	1:50.643	
4	37.550	99.5	31.023	115.5	41.845		223.6	1:50.418		9	36.984	107.0	31.344		42.394		231.8	1:50.722	
5	37.119	97.6	31.195	116.6	41.862		220.4	1:50.176		10	36.993	101.1	<u>30.908</u>	<u>125.1</u>	42.101		226.4	<u>1:50.002</u>	

45 CLÉMENT ROUGÉ (FRA)									HUSQVARNA										
lap	Sect-1	Speed	Sect-2	Speed	Sect-3	Speed	TopSpeed	laptime	pit	lap	Sect-1	Speed	Sect-2	Speed	Sect-3	Speed	Topspeed	laptime	pit
1		97.6	32.651	<u>117.8</u>	42.358		163.1	1:56.369		6	36.878	<u>103.1</u>	31.479	114.9	42.423		227.8	1:50.780	
2	37.364	94.6	31.849	113.9	<u>42.095</u>		<u>236.3</u>	1:51.308		7	37.038	101.5	31.365	116.1	42.674		223.6	1:51.077	
3	37.250	96.8	31.751	116.5	42.135		232.8	1:51.136		8	37.271	98.3	<u>31.293</u>	113.7	42.476		220.0	1:51.040	
4	36.846	101.2	31.303	116.0	42.331		229.8	<u>1:50.480</u>		9	<u>36.824</u>	101.1	31.389	114.5	42.526		226.9	1:50.739	
5	36.942	102.4	31.462	114.3	42.378		226.9	1:50.782		10	36.908	101.6	31.485	114.9	42.776		227.4	1:51.169	

55 NOAH DETTWILER (ch)									KTM										
lap	Sect-1	Speed	Sect-2	Speed	Sect-3	Speed	TopSpeed	laptime	pit	lap	Sect-1	Speed	Sect-2	Speed	Sect-3	Speed	Topspeed	laptime	pit
1		95.4	32.075	117.5	42.505		160.2	1:56.106		6	36.853	101.7	31.301	<u>118.9</u>	42.255		229.3	<u>1:50.409</u>	
2	37.293	100.2	31.653	117.6	42.597		232.3	1:51.543		7	<u>36.765</u>	<u>106.2</u>	31.748	116.5	<u>42.205</u>		227.8	1:50.718	
3	37.459	97.6	31.698	113.9	42.212		232.8	1:51.369		8	37.333	96.7	<u>31.262</u>	115.3	42.582		<u>233.3</u>	1:51.177	
4	37.558	99.5	31.463	116.0	42.267		232.3	1:51.288		9	37.038	99.3	31.429	116.9	42.308		225.9	1:50.775	
5	37.619	97.8	31.454	115.9	42.575		228.3	1:51.648		10	37.356	97.6	31.695	117.3	42.286		230.8	1:51.337	

57 SHO NISHIMURA (JPN)									KTM										
lap	Sect-1	Speed	Sect-2	Speed	Sect-3	Speed	TopSpeed	laptime	pit	lap	Sect-1	Speed	Sect-2	Speed	Sect-3	Speed	Topspeed	laptime	pit
1		97.6	32.186	122.2	42.383		168.8	1:55.736		6	36.909	96.3	31.139	<u>125.1</u>	42.584		233.8	1:50.632	
2	36.963	97.0	31.083	124.1	42.019		231.3	1:50.065		7	36.796	99.5	<u>30.877</u>	122.9	<u>41.795</u>		230.8	<u>1:49.468</u>	
3	36.956	96.1	31.581	119.3	42.175		<u>234.3</u>	1:50.712		8	<u>36.702</u>	<u>100.0</u>	30.993	118.6	42.406		232.3	1:50.101	
4	36.831	99.0	31.020	122.0	42.070		<u>234.3</u>	1:49.921		9	37.418	97.7	56.492	118.6	43.000		229.3	2:16.910	



## FIM CEV REPSOL 2021

### Autódromo Internacional do Algarve

**Moto 3**

1 - 4 July 2021

**Laps and Sector Times - Race**

Autodromo Internacional Algarve - 4592 mtr.

5	36.847	99.5	30.897	<u>125.1</u>	41.869	230.3	1:49.613	10	38.434	95.8	33.070	119.6	43.700	214.3	1:55.204
---	--------	------	--------	--------------	--------	-------	----------	----	--------	------	--------	-------	--------	-------	----------

58 LUCA LUNETTA (ITA)									HUSQVARNA								
lap	Sect-1	Speed	Sect-2	Speed	Sect-3	Speed	TopSpeed	laptime pit	lap	Sect-1	Speed	Sect-2	Speed	Sect-3	Speed	Topspeed	laptime pit
1		96.0	31.800	118.2	42.002		158.8	1:54.129	6	36.775	98.6	31.143	119.2	41.919		228.3	1:49.837
2	37.031	98.5	31.563	117.1	42.215		<u>236.3</u>	1:50.809	7	36.864	99.4	<u>31.059</u>	117.9	41.793		226.9	1:49.716
3	36.941	<u>107.4</u>	32.859	117.0	41.976		232.3	1:51.776	8	<u>36.758</u>	98.1	31.068	118.6	41.711		226.9	<u>1:49.537</u>
4	37.188	92.5	31.506	109.5	42.040		234.8	1:50.734	9	36.880	99.4	31.262	<u>122.4</u>	41.876		231.8	1:50.018
5	37.272	96.5	31.214	116.0	41.885		225.5	1:50.371	10	37.658	99.9	31.408	117.9	<u>41.517</u>		232.8	1:50.583

63 SYARIFUDDIN AZMAN (MY)									HONDA								
lap	Sect-1	Speed	Sect-2	Speed	Sect-3	Speed	TopSpeed	laptime pit	lap	Sect-1	Speed	Sect-2	Speed	Sect-3	Speed	Topspeed	laptime pit
1		<u>102.8</u>	31.424	118.7	42.116		145.7	1:51.483	6	38.017	95.3	31.072	121.9	41.946		228.8	1:51.035
2	37.787	98.2	32.065	118.8	41.837		216.0	1:51.689	7	36.919	98.0	31.090	122.6	41.636		227.8	1:49.645
3	37.897	95.1	31.114	122.0	<u>41.556</u>		227.8	1:50.567	8	37.096	96.9	31.454	115.3	42.051		234.3	1:50.601
4	37.305	95.7	31.348	116.4	41.815		232.8	1:50.468	9	37.765	96.5	31.363	117.0	42.157		228.3	1:51.285
5	36.916	97.2	31.123	116.5	41.820		232.8	1:49.859	10	<u>36.891</u>	96.5	<u>30.911</u>	<u>125.0</u>	41.642		<u>235.8</u>	<u>1:49.444</u>

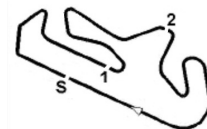
64 DAVID MUÑOZ (ES)									KTM								
lap	Sect-1	Speed	Sect-2	Speed	Sect-3	Speed	TopSpeed	laptime pit	lap	Sect-1	Speed	Sect-2	Speed	Sect-3	Speed	Topspeed	laptime pit
1		99.7	31.413		41.582		146.1	1:51.680	6	37.159	100.7	30.916		41.953		228.3	1:50.028
2	37.050	96.7	31.268		42.859		226.4	1:51.177	7	37.280	100.3	30.974		<u>41.569</u>		222.7	1:49.823
3	37.405	98.8	31.038		42.035		224.5	1:50.478	8	37.395	94.9	31.298		42.390		225.5	1:51.083
4	37.017	<u>101.1</u>	31.825		41.598		<u>228.8</u>	1:50.440	9	37.737	99.2	31.127		42.111		222.2	1:50.975
5	37.542	99.0	30.999		41.821		204.5	1:50.362	10	<u>36.896</u>	99.9	<u>30.716</u>		41.710		222.7	<u>1:49.322</u>

66 JOEL KELSO (AUS)									KTM								
lap	Sect-1	Speed	Sect-2	Speed	Sect-3	Speed	TopSpeed	laptime pit	lap	Sect-1	Speed	Sect-2	Speed	Sect-3	Speed	Topspeed	laptime pit
1		106.5	32.558	116.0	41.802		140.1	1:52.075	6	37.609	97.8	30.977	<u>125.4</u>	<u>41.346</u>		233.3	1:49.932
2	37.560	93.4	31.118	120.5	42.188		224.1	1:50.866	7	37.229	95.9	31.103	119.6	41.457		232.3	1:49.789
3	38.215	99.2	31.229	119.3	41.463		226.4	1:50.907	8	37.165	95.0	31.621	116.0	42.354		225.0	1:51.140
4	37.317	94.2	31.557	117.8	41.739		230.3	1:50.613	9	<u>36.262</u>	102.6	<u>30.786</u>	123.7	41.923		228.8	<u>1:48.971</u>
5	37.145	97.6	30.993	116.5	41.699		<u>234.8</u>	1:49.837	10	37.153	100.4	30.930	118.9	41.918		216.9	1:50.001

67 GERARD RIU (ES)									KTM								
lap	Sect-1	Speed	Sect-2	Speed	Sect-3	Speed	TopSpeed	laptime pit	lap	Sect-1	Speed	Sect-2	Speed	Sect-3	Speed	Topspeed	laptime pit
1		98.7	31.816	118.8	41.983		157.7	1:53.403	6	37.104	99.7	<u>31.151</u>	118.3	42.144		225.9	1:50.399
2	<u>36.973</u>	<u>103.8</u>	32.028	<u>120.3</u>	<u>41.931</u>		<u>234.8</u>	1:50.932	7	36.973	101.9	31.187	113.7	42.267		225.0	1:50.427
3	37.560	96.3	36.115	114.5	42.009		233.3	1:55.684	8	37.175	100.8	31.180	115.3	42.129		218.2	1:50.484
4	37.125	100.0	31.236	117.0	41.970		226.9	<u>1:50.331</u>	9	37.025	101.4	31.216	115.3	42.338		223.6	1:50.579
5	37.104	99.6	31.361	116.4	42.160		230.3	1:50.625	10	37.097	99.7	31.234	119.1	42.426		224.1	1:50.757

69 RAFFAELE FUSCO (ITA)									TM RACING								
lap	Sect-1	Speed	Sect-2	Speed	Sect-3	Speed	TopSpeed	laptime pit	lap	Sect-1	Speed	Sect-2	Speed	Sect-3	Speed	Topspeed	laptime pit
1		100.8	31.309		41.782		150.8	1:52.103	6	37.147	99.7	31.200	120.0	42.340		225.5	1:50.687
2	36.925	102.2	31.101		42.683		228.8	1:50.709	7	36.785	102.5	31.128	116.9	41.835		231.3	1:49.748
3	37.781	99.7	31.103	120.8	41.771		220.9	1:50.655	8	36.882	102.9	<u>31.014</u>		41.781		229.3	<u>1:49.677</u>
4	<u>36.785</u>	100.6	31.558	116.6	44.591		<u>232.8</u>	1:52.934	9	36.915	102.3	31.244	117.0	<u>41.678</u>		231.8	1:49.837
5	37.110	102.0	31.058		42.627		228.8	1:50.795	10	37.347	<u>103.3</u>	31.333	<u>122.4</u>	41.838		232.3	1:50.518

70 JOSHUA WHATLEY (GBR)									KTM								
lap	Sect-1	Speed	Sect-2	Speed	Sect-3	Speed	TopSpeed	laptime pit	lap	Sect-1	Speed	Sect-2	Speed	Sect-3	Speed	Topspeed	laptime pit
1		99.4	32.002	116.8	42.184		154.1	1:54.079	6	37.133	100.7	31.460	117.8	42.434		227.4	1:51.027
2	37.092	97.8	<u>31.443</u>	119.9	44.572		<u>231.3</u>	1:53.107	7	37.378	102.4	31.591	118.6	42.585		221.8	1:51.554
3	37.031	103.5	31.969	118.6	<u>41.913</u>		228.3	<u>1:50.913</u>	8	37.207	<u>106.1</u>	32.044	113.9	42.534		221.3	1:51.785
4	<u>36.980</u>	99.0	31.656	<u>120.3</u>	44.916		228.8	1:53.552	9	37.385	103.5	31.963	115.4	42.825		220.4	1:52.173
5	37.207	102.2	31.547	117.4	42.483		225.9	1:51.237	10	37.718	100.8	31.704	116.3	42.823		219.5	1:52.245



## FIM CEV REPSOL 2021

### Autódromo Internacional do Algarve

Moto 3

1 - 4 July 2021

Laps and Sector Times - Race

Autodromo Internacional Algarve - 4592 mtr.

77 MATTIA VOLPI (ITA)										KTM									
lap	Sect-1	Speed	Sect-2	Speed	Sect-3	Speed	TopSpeed	laptime	pit	lap	Sect-1	Speed	Sect-2	Speed	Sect-3	Speed	Topspeed	laptime	pit
1		93.3	31.956	113.4	42.323		159.3	1:54.983		5	37.010	98.6	31.325	119.6	41.749		231.3	1:50.084	
2	36.906	96.4	31.260	119.3	42.168		231.8	1:50.334		6	37.299	93.4	31.384	117.3	41.955		232.8	1:50.638	
3	37.041	96.3	31.368	120.4	41.817		233.3	1:50.226		7	36.964	99.3	31.085	121.5	41.882		227.4	1:49.931	
4	36.974	100.5	31.181	113.3	41.761		229.8	1:49.916		8	36.918	100.3	31.431	118.7	41.888		229.3	1:50.237	

80 DAVID ALONSO (COL)										GASGAS									
lap	Sect-1	Speed	Sect-2	Speed	Sect-3	Speed	TopSpeed	laptime	pit	lap	Sect-1	Speed	Sect-2	Speed	Sect-3	Speed	Topspeed	laptime	pit
1		93.1	31.689	113.8	41.688		165.6	1:54.172		6	37.643	93.3	31.128	116.3	41.711		238.9	1:50.482	
2	36.817	96.8	31.184	121.9	41.859		239.5	1:49.860		7	36.900	94.9	31.089	118.8	41.591		230.3	1:49.580	
3	37.817	93.6	31.301	117.3	41.672		236.3	1:50.790		8	37.428	94.7	31.311	114.4	41.924		230.8	1:50.663	
4	37.230	91.1	31.400	116.8	41.510		234.8	1:50.140		9	37.449	96.0	31.212	117.0	42.382		230.8	1:51.043	
5	37.163	93.7	31.031	116.6	41.648		238.9	1:49.842		10	36.849	96.1	30.846	120.3	41.495		234.8	1:49.190	

81 SENNA AGIUS (AUS)										HONDA									
lap	Sect-1	Speed	Sect-2	Speed	Sect-3	Speed	TopSpeed	laptime	pit	lap	Sect-1	Speed	Sect-2	Speed	Sect-3	Speed	Topspeed	laptime	pit
1		92.5	32.226	111.8	42.439		161.9	1:55.774		6	37.016	97.6	31.385	113.4	42.338		229.8	1:50.739	
2	37.130	96.9	31.483	113.8	42.170		228.3	1:50.783		7	37.216	98.3	31.397	114.2	42.282		227.8	1:50.895	
3	37.014	97.8	31.564	113.2	41.822		228.3	1:50.400		8	37.173	99.5	31.447	110.5	42.602		225.9	1:51.222	
4	37.193	94.7	31.434	109.1	42.021		232.8	1:50.648		9	37.192	100.4	31.780	111.8	42.699		221.3	1:51.671	
5	36.865	96.6	31.526	108.9	42.333		230.8	1:50.724		10	37.323	97.8	31.249	113.8	42.538		225.5	1:51.110	

84 ZONTA VAN DEN GOORBERGH (NED)										HONDA									
lap	Sect-1	Speed	Sect-2	Speed	Sect-3	Speed	TopSpeed	laptime	pit	lap	Sect-1	Speed	Sect-2	Speed	Sect-3	Speed	Topspeed	laptime	pit
1		95.6	31.574	117.4	41.668		155.4	1:53.235		6	37.281	97.7	30.963	120.5	41.966		240.5	1:50.210	
2	37.073	98.0	31.300	119.3	41.856		241.1	1:50.229		7	37.504	97.0	30.872	116.3	41.821		229.3	1:50.197	
3	38.079	96.3	31.142	118.8	41.741		233.8	1:50.962		8	37.151	96.1	31.085	117.0	42.032		236.3	1:50.268	
4	37.375	94.9	31.465	121.3	41.541		235.8	1:50.381		9	37.543	104.5	31.414	116.8	42.194		239.5	1:51.151	
5	37.541	95.7	31.049	117.8	41.688		232.3	1:50.278		10	37.593	97.2	30.838	121.2	41.562		231.8	1:49.993	

89 MARCOS URIARTE (ES)										HUSQVARNA									
lap	Sect-1	Speed	Sect-2	Speed	Sect-3	Speed	TopSpeed	laptime	pit	lap	Sect-1	Speed	Sect-2	Speed	Sect-3	Speed	Topspeed	laptime	pit
1		97.6	31.405		42.136		150.8	1:53.031		6	37.035	98.9	30.819		41.978		226.9	1:49.832	
2	37.124	95.6	31.263		41.913		238.9	1:50.300		7	37.424	100.2	30.814		42.062		216.0	1:50.300	
3	37.541	94.9	31.119		41.672		235.3	1:50.332		8	37.089	95.7	31.359		42.598		229.8	1:51.046	
4	37.040	104.3	31.572		41.823		237.9	1:50.435		9	37.071	99.0	30.822		42.031		222.2	1:49.924	
5	36.629	98.4	30.929		42.083		234.8	1:49.641		10	36.585	98.8	30.950		41.950		230.8	1:49.485	

92 DIOGO MOREIRA (BRA)										HONDA									
lap	Sect-1	Speed	Sect-2	Speed	Sect-3	Speed	TopSpeed	laptime	pit	lap	Sect-1	Speed	Sect-2	Speed	Sect-3	Speed	Topspeed	laptime	pit
1		96.9	31.492	118.4	41.770		141.4	1:51.607		2	36.800	100.2	31.309	120.9	43.215		224.1	1:51.324	

95 JOSE ANTONIO RUEDA (ES)										HONDA									
lap	Sect-1	Speed	Sect-2	Speed	Sect-3	Speed	TopSpeed	laptime	pit	lap	Sect-1	Speed	Sect-2	Speed	Sect-3	Speed	Topspeed	laptime	pit
1		95.3	31.354	116.4	41.599		154.5	1:52.608		6	37.351	98.1	30.901	117.4	41.821		223.1	1:50.073	
2	37.318	95.4	31.218	116.9	41.940		233.3	1:50.476		7	36.671	101.5	30.913	118.0	42.294		228.8	1:49.878	
3	37.325	96.6	30.820	120.0	41.991		226.9	1:50.136		8	37.473	97.7	31.822	114.5	42.221		220.9	1:51.516	
4	36.600	100.9	31.000	115.9	42.551		227.4	1:50.151		9	37.480	97.8	31.368	119.1	42.203		226.4	1:51.051	
5	37.188	100.2	30.869	119.2	42.307		220.9	1:50.364		10	36.375	101.5	30.848	120.4	41.823		231.3	1:49.046	

96 DANIEL HOLGADO (ES)										GASGAS									
lap	Sect-1	Speed	Sect-2	Speed	Sect-3	Speed	TopSpeed	laptime	pit	lap	Sect-1	Speed	Sect-2	Speed	Sect-3	Speed	Topspeed	laptime	pit
1		105.7	31.660	116.6	41.924		150.2	1:52.075		6	36.700	100.6	30.820	120.0	42.357		223.1	1:49.877	
2	37.684	99.6	31.258	117.0	41.891		224.5	1:50.833		7	37.236	102.4	30.914	118.9	42.149		219.1	1:50.299	
3	37.140	101.7	30.982	117.9	42.158		225.0	1:50.280		8	36.875	103.3	31.830	115.9	42.563		225.5	1:51.268	
4	36.456	103.2	31.003	121.1	42.698		225.9	1:50.157		9	36.609	103.6	30.935	123.7	42.025		222.7	1:49.569	
5	36.926	103.0	31.009	121.8	42.369		220.9	1:50.304		10	36.320	105.8	31.071	119.7	42.083		225.5	1:49.474	