

FIM CEV REPSOL 2021

Autódromo Internacional do Algarve

Moto 3

1 - 4 July 2021

Laps and Sector Times - Qualifying 2
Autodromo Internacional Algarve - 4592 mtr.

7 FILIPPO FARIOLI (ITA)										HUSQVARNA									
lap	Sect-1	Speed	Sect-2	Speed	Sect-3	Speed	TopSpeed	laptime	pit	lap	Sect-1	Speed	Sect-2	Speed	Sect-3	Speed	Topspeed	laptime	pit
1	Pit Out	96.6	32.697	108.3	53.213			2:09.101		8	37.292	106.1	32.072	111.3	Pit In		220.0	2:00.898	
2	37.230	<u>151.0</u>	36.769	119.1	42.792		221.3	1:56.791		9	Pit Out	96.6	31.519	116.8	Pit In			15:24.447	
3	37.297	97.4	31.292	121.2	46.007		219.1	1:54.596 D		10	Pit Out	97.8	30.935	123.4	42.160			2:27.731 D	
4	37.470	103.3	32.280	117.6	45.843		216.4	1:55.593 D		11	36.671	100.0	30.858	121.6	<u>41.493</u>		223.6	<u>1:49.022</u>	
5	37.009	98.6	31.069	119.3	42.002		225.0	1:50.080		12	36.653	100.2	<u>30.775</u>	120.0	41.682		228.3	1:49.110 D	
6	36.792	99.6	31.738	115.3	43.561		228.8	1:52.091		13	<u>36.561</u>	106.7	32.351	109.1	46.636		<u>230.3</u>	1:55.548	
7	36.811	103.8	31.321	<u>125.0</u>	42.461		223.1	1:50.593		14	36.764	98.3	31.521	119.1	42.639		224.5	1:50.924	

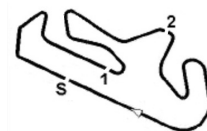
9 COLLIN VEIJER (NED)										HUSQVARNA									
lap	Sect-1	Speed	Sect-2	Speed	Sect-3	Speed	TopSpeed	laptime	pit	lap	Sect-1	Speed	Sect-2	Speed	Sect-3	Speed	Topspeed	laptime	pit
1	Pit Out	96.2	31.904	113.9	45.248			2:00.540		10	36.935	96.9	31.426	119.6	42.350		224.5	1:50.711	
2	37.429	93.5	31.502	113.4	42.119		228.8	1:51.050		11	39.422	92.3	31.667	113.8	Pit In		225.0	2:07.388	
3	38.818	94.2	33.427	118.4	42.453		<u>232.8</u>	1:54.698 D		12	Pit Out	88.9	34.141	114.6	45.321			4:19.623	
4	37.313	96.2	31.276	117.6	42.070		226.4	1:50.659		13	37.084	97.1	31.074	<u>120.8</u>	42.181		<u>232.8</u>	1:50.339	
5	36.939	96.1	31.291	114.6	Pit In		230.8	2:02.360		14	<u>36.705</u>	99.0	31.118	118.6	<u>41.759</u>		229.8	<u>1:49.582</u>	
6	Pit Out	96.9	31.584	115.9	47.225			7:21.131		15	43.563	93.7	32.749	100.2	46.373		225.5	2:02.685	
7	36.976	<u>101.5</u>	31.308	120.3	41.805		225.5	1:50.089		16	37.361	97.1	31.523	118.2	42.393		224.5	1:51.277	
8	36.954	99.8	<u>30.984</u>	117.9	42.328		226.9	1:50.266		17	36.733	100.7	31.107	118.6	42.173		229.3	1:50.013	
9	37.042	99.1	31.453	115.3	42.131		232.3	1:50.626		18									

10 NICOLA FABIO CARRARO (ITA)										TM RACING									
lap	Sect-1	Speed	Sect-2	Speed	Sect-3	Speed	TopSpeed	laptime	pit	lap	Sect-1	Speed	Sect-2	Speed	Sect-3	Speed	Topspeed	laptime	pit
1	Pit Out	94.2	33.882	108.5	51.179			2:09.664		9	37.121	99.5	31.472	121.9	42.399		221.8	1:50.992	
2	37.762	97.8	31.468	113.4	42.710		225.0	1:51.940		10	39.894	98.5	32.188	114.8	Pit In		219.5	2:07.601	
3	38.546	99.9	31.598	114.5	43.276		217.3	1:53.420		11	Pit Out	99.0	34.025	119.7	47.363			6:57.626	
4	37.302	<u>102.1</u>	32.213	116.3	44.001		225.5	1:53.516		12	37.118	98.5	<u>31.265</u>	120.5	42.523		227.4	1:50.906 D	
5	37.442	98.0	31.470	116.8	42.785		227.4	1:51.697		13	<u>36.983</u>	99.5	31.406	116.1	<u>42.378</u>		<u>228.3</u>	<u>1:50.767</u>	
6	41.462	92.7	33.694	112.5	Pit In		221.3	2:10.240		14	38.059	95.2	32.007	<u>124.9</u>	48.522		217.7	1:58.588	
7	Pit Out	98.1	31.933	115.9	44.644			6:21.395		15	37.322	100.4	32.715	114.4	44.679		218.2	1:54.716	
8	38.112	97.8	31.381	119.9	42.710		214.7	1:52.203		16	40.583	93.2	33.131	123.9	46.849		224.5	2:00.563	

13 MARCO TAPIA (ES)										HONDA									
lap	Sect-1	Speed	Sect-2	Speed	Sect-3	Speed	TopSpeed	laptime	pit	lap	Sect-1	Speed	Sect-2	Speed	Sect-3	Speed	Topspeed	laptime	pit
1	Pit Out	96.9	33.004	114.2	Pit In			2:24.376		10	37.724	102.5	31.833	122.0	Pit In		221.3	2:01.852	
2	Pit Out	98.7	31.652	120.0	49.087			2:34.519		11	Pit Out	98.4	31.394	120.1	Pit In			5:13.601	
3	37.160	99.7	31.358	118.6	42.871		227.8	1:51.389		12	Pit Out	94.4	31.708	119.5	45.610			2:23.066 D	
4	37.032	98.4	<u>31.114</u>	120.5	<u>41.750</u>		226.4	1:49.896 D		13	40.776	101.8	36.077	119.9	42.343		220.4	1:59.196 D	
5	36.811	99.6	32.660	116.0	44.862		<u>229.8</u>	1:54.333		14	36.991	99.4	31.404	121.2	43.603		229.3	1:51.998	
6	36.998	98.5	31.270	124.1	Pit In		225.5	2:00.301		15	37.041	101.6	31.141	121.5	42.200		220.4	1:50.382 D	
7	Pit Out	100.1	32.036	118.4	44.886			4:44.021		16	39.179	100.7	31.703	115.0	42.325		223.6	1:53.207 D	
8	36.877	100.4	31.201	<u>127.2</u>	42.123		228.8	1:50.201		17	36.985	101.5	31.452	118.7	42.443		220.4	1:50.880	
9	<u>36.616</u>	101.8	31.137	124.1	42.249		227.8	<u>1:50.002</u>		18									

16 MARIO SURYO AJI (INA)										HONDA									
lap	Sect-1	Speed	Sect-2	Speed	Sect-3	Speed	TopSpeed	laptime	pit	lap	Sect-1	Speed	Sect-2	Speed	Sect-3	Speed	Topspeed	laptime	pit
1	Pit Out	100.7	31.712	108.0	43.279			1:57.356		10	36.866	104.1	31.048	118.7	42.011		217.7	1:49.925	
2	37.400	102.1	31.412	118.4	42.360		218.2	1:51.172		11	40.185	101.9	31.775	117.3	42.532		214.7	1:54.492	
3	37.142	<u>106.2</u>	31.419	121.1	42.461		218.2	1:51.022		12	37.166	103.5	31.192	121.6	42.359		218.2	1:50.717	
4	37.352	100.5	31.250	118.6	42.517		220.9	1:51.119		13	36.995	102.9	31.071	120.0	42.352		218.6	1:50.418	
5	38.426	97.6	32.085	118.7	Pit In		216.4	2:06.084		14	37.354	105.1	31.811	121.5	Pit In		218.6	2:03.515	
6	Pit Out	97.9	31.874	108.1	42.918			6:51.677		15	Pit Out	101.2	33.116	105.5	52.958			4:14.644	
7	36.783	105.1	30.944	<u>123.9</u>	<u>41.872</u>		228.3	1:49.599		16	37.448	101.2	32.400	113.1	51.717		<u>228.8</u>	2:01.565	
8	<u>36.544</u>	102.5	30.983	120.3	41.929		225.9	<u>1:49.456</u>		17	36.827	102.9	31.043	120.0	41.990		227.4	1:49.860	
9	36.772	103.8	<u>30.911</u>	120.3	42.025		219.5	1:49.708		18									

17 DANIEL MUÑOZ (ES)										KTM									
lap	Sect-1	Speed	Sect-2	Speed	Sect-3	Speed	TopSpeed	laptime	pit	lap	Sect-1	Speed	Sect-2	Speed	Sect-3	Speed	Topspeed	laptime	pit
1	Pit Out	93.3	32.251		43.112			2:04.159		10	36.984	103.0	31.025		42.252		216.4	1:50.261 D	
2	37.184	102.3	31.247	119.7	42.418		215.1	1:50.849		11	38.681	101.4	31.369		Pit In		217.3	2:01.233	



FIM CEV REPSOL 2021

Autódromo Internacional do Algarve

Moto 3

1 - 4 July 2021

Laps and Sector Times - Qualifying 2
Autodromo Internacional Algarve - 4592 mtr.

3	37.210	<u>103.3</u>	31.127	42.297	214.3	1:50.634	D	12	Pit Out	96.2	32.050	45.700	7:39.967			
4	37.013	103.1	31.096	42.296	216.0	1:50.405		13	36.760	102.8	<u>30.869</u>	121.8	<u>41.808</u>	<u>225.9</u>	<u>1:49.437</u>	
5	37.044	98.2	31.018	<u>124.9</u>	42.250	217.7	1:50.312	14	36.813	102.4	30.980		42.120	219.1	1:49.913	
6	36.854	<u>103.3</u>	31.086	41.934	220.0	1:49.874		15	39.807	94.1	31.358		Pit In	219.5	2:05.154	
7	36.873	100.9	31.071	42.297	216.0	1:50.241		16	Pit Out	97.6	31.743		43.887		2:20.768	
8	37.025	102.4	31.041	42.215	216.0	1:50.281		17	37.444	100.3	32.510		46.642	224.5	1:56.596	
9	37.025	102.1	30.986	42.274	215.1	1:50.285		18	<u>36.699</u>	103.2	31.051		42.596	224.1	1:50.346	D

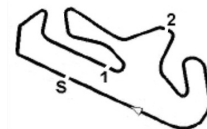
19 ALESSANDRO MOROSI (ITA)										HUSQVARNA									
lap	Sect-1	Speed	Sect-2	Speed	Sect-3	Speed	TopSpeed	laptime	pit	lap	Sect-1	Speed	Sect-2	Speed	Sect-3	Speed	Topspeed	laptime	pit
1	Pit Out	84.8	33.907		46.351			2:06.458		8	38.836	95.8	32.818		Pit In		218.2	2:11.903	
2	38.282	98.5	32.783		43.180		214.3	1:54.245		9	Pit Out	93.8	32.948		Pit In			15:16.786	
3	38.014	98.9	31.938		43.206		220.0	1:53.158		10	Pit Out	96.6	31.437		42.477			2:24.441	
4	37.977	95.1	31.990		43.205		216.4	1:53.172		11	37.383	98.5	31.194		<u>41.953</u>		225.5	1:50.530	
5	37.671	96.1	31.660		42.906		219.1	1:52.237		12	36.899	97.7	<u>31.106</u>		42.327		227.8	1:50.332	
6	37.364	98.1	31.713		42.956		220.9	1:52.033		13	37.067	97.1	31.669		50.420		225.5	1:59.156	
7	39.893	96.8	33.109		44.001		219.5	1:57.003		14	<u>36.877</u>	<u>106.6</u>	32.328		42.680		223.1	1:51.885	D

20 JOSÉ JULIÁN GARCÍA (ES)										HONDA									
lap	Sect-1	Speed	Sect-2	Speed	Sect-3	Speed	TopSpeed	laptime	pit	lap	Sect-1	Speed	Sect-2	Speed	Sect-3	Speed	Topspeed	laptime	pit
1	Pit Out	91.2	32.974	110.0	43.512			2:00.654		8	37.029	<u>103.5</u>	31.354	118.3	42.153		221.8	1:50.536	
2	37.155	100.3	31.287	<u>123.0</u>	42.510		220.0	1:50.952		9	36.980	100.9	31.376	119.1	42.389		223.1	1:50.745	
3	37.274	101.4	31.390	117.4	42.447		217.7	1:51.111		10	39.250	101.9	32.077	111.9	Pit In		218.2	2:06.628	
4	41.687	95.0	32.089	112.6	42.487		219.1	1:56.263		11	Pit Out	92.2	34.110	105.8	45.501			8:19.838	
5	36.989	99.3	31.100	116.5	42.165		224.1	1:50.254		12	36.610	100.1	<u>30.801</u>	120.4	<u>41.283</u>		230.3	<u>1:48.694</u>	
6	40.325	94.2	32.782	112.1	Pit In		221.8	2:09.621		13	<u>36.454</u>	100.4	32.426	117.1	46.181		<u>233.8</u>	1:55.061	
7	Pit Out	95.2	31.781	118.3	42.294		7:32.743			14	36.621	103.4	31.462	118.8	42.026		232.3	1:50.109	

21 HARRISON VOIGHT (AUS)										HONDA									
lap	Sect-1	Speed	Sect-2	Speed	Sect-3	Speed	TopSpeed	laptime	pit	lap	Sect-1	Speed	Sect-2	Speed	Sect-3	Speed	Topspeed	laptime	pit
1	Pit Out	86.6	33.175	109.1	44.495		216.4	2:02.126		8	38.088	94.7	31.852	113.8	42.904		217.7	1:52.844	D
2	38.524	92.5	32.608	110.4	43.338		219.5	1:54.470		9	37.731	96.2	31.339	114.6	42.696		216.4	1:51.766	
3	37.818	94.2	31.436	113.8	42.845		219.5	1:52.099		10	39.829	92.9	33.045	108.9	Pit In		218.6	2:05.332	
4	37.493	97.8	31.498	114.4	42.293		221.3	1:51.284		11	Pit Out	96.5	32.073	<u>117.5</u>	42.914			8:31.803	
5	39.486	95.1	31.548	115.8	42.561		219.5	1:53.595	D	12	37.166	95.9	31.263	115.6	42.529		220.0	1:50.958	
6	38.169	92.4	35.778	109.1	Pit In		222.2	2:09.323		13	<u>36.944</u>	97.7	<u>31.007</u>	116.5	42.095		<u>226.4</u>	<u>1:50.046</u>	
7	Pit Out	<u>113.2</u>	37.956	111.3	43.904		7:07.538			14	37.237	97.1	31.275	117.4	<u>42.084</u>		220.9	1:50.596	

23 DAVID REAL (ES)										KTM									
lap	Sect-1	Speed	Sect-2	Speed	Sect-3	Speed	TopSpeed	laptime	pit	lap	Sect-1	Speed	Sect-2	Speed	Sect-3	Speed	Topspeed	laptime	pit
1	Pit Out	93.6	35.022	105.9	48.723		224.1	2:09.010		9	36.986	102.4	31.263	112.9	42.319		227.4	1:50.568	
2	37.774	95.2	31.284	111.5	47.560		224.1	1:56.618		10	36.995	97.6	31.461	121.6	42.521		<u>230.8</u>	1:50.977	
3	36.954	101.9	31.153	118.0	42.492		<u>230.8</u>	1:50.599		11	36.974	100.1	31.570	115.4	Pit In		226.4	2:02.120	
4	37.181	100.3	31.147	118.7	42.359		218.2	1:50.687		12	Pit Out	76.9	38.195	102.9	45.723			5:46.441	
5	36.949	102.6	31.381	115.1	42.600		227.8	1:50.930		13	38.746	94.1	32.059	119.9	44.838		227.8	1:55.643	
6	42.191	96.3	34.820	102.6	Pit In		221.8	2:12.525		14	39.379	99.4	<u>30.956</u>	119.6	46.506		218.6	1:56.841	
7	Pit Out	101.7	32.034	117.5	42.267		220.4	1:57.006		15	37.058	<u>103.1</u>	31.627	112.7	49.641		218.6	1:58.326	
8	37.824	96.9	31.189	<u>124.7</u>	47.993		220.4	1:57.006		16	<u>36.877</u>	100.5	31.075	117.1	<u>41.989</u>		227.4	<u>1:49.941</u>	

24 IVAN ORTOLÁ (ES)										KTM									
lap	Sect-1	Speed	Sect-2	Speed	Sect-3	Speed	TopSpeed	laptime	pit	lap	Sect-1	Speed	Sect-2	Speed	Sect-3	Speed	Topspeed	laptime	pit
1	Pit Out	90.8	35.466	108.9	Pit In			2:28.803		9	37.033	102.3	31.332	121.5	42.212		218.6	1:50.577	
2	Pit Out	98.5	31.539	115.4	43.405			2:22.800		10	38.103	100.2	31.883	119.6	Pit In		215.1	2:04.337	
3	36.870	102.0	31.077	120.9	42.347		224.1	1:50.294		11	Pit Out	91.9	33.278	117.1	46.225			7:02.423	
4	36.922	100.7	31.088	120.1	42.192		222.7	1:50.202		12	36.713	102.1	<u>30.876</u>	119.3	41.789		230.3	1:49.378	
5	36.715	98.8	31.002	119.2	41.852		225.9	1:49.569		13	<u>36.334</u>	<u>103.6</u>	30.905	121.1	<u>41.682</u>		228.3	<u>1:48.921</u>	
6	37.289	97.7	31.657	117.6	Pit In		225.5	2:02.667		14	38.416	98.2	31.238	118.8	44.280		220.0	1:53.934	
7	Pit Out	95.8	32.577	115.4	46.957			5:49.841		15	36.704	103.5	30.976	121.6	42.097		222.7	1:49.777	
8	36.922	101.8	31.061	<u>121.9</u>	42.296		<u>230.8</u>	1:50.279		16	36.962	99.4	31.691	110.8	45.359		219.5	1:54.012	



FIM CEV REPSOL 2021

Autódromo Internacional do Algarve

Moto 3

1 - 4 July 2021

Laps and Sector Times - Qualifying 2
Autodromo Internacional Algarve - 4592 mtr.

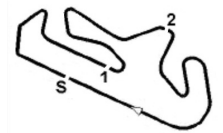
26 SCOTT JAMES OGDEN (GBR)										GASGAS									
lap	Sect-1	Speed	Sect-2	Speed	Sect-3	Speed	TopSpeed	laptime	pit	lap	Sect-1	Speed	Sect-2	Speed	Sect-3	Speed	Topspeed	laptime	pit
1	Pit Out	95.7	32.087	116.9	43.628			1:59.289		11	Pit Out	100.2	31.238	121.5	42.091			2:24.070	
2	37.990	95.9	31.694	117.1	43.750		216.0	1:53.434		12	37.018	100.9	30.962	<u>122.6</u>	42.164		218.2	1:50.144	
3	37.356	98.1	31.588	113.2	42.512		222.2	1:51.456		13	36.806	102.2	31.107	116.1	43.425		217.7	1:51.338	
4	37.395	96.9	31.078	115.4	42.174		222.7	1:50.647		14	37.146	101.8	31.139	121.5	43.500		217.7	1:51.785	
5	37.465	97.2	31.384	118.4	Pit In		<u>225.5</u>	2:03.015		15	36.831	104.9	31.153	119.1	42.016		222.2	1:50.000	D
6	Pit Out	94.9	31.388	120.1	42.193			4:43.505		16	<u>36.694</u>	99.7	31.234	121.5	44.629		224.5	1:52.557	
7	37.257	101.0	31.096	119.1	42.359		216.0	1:50.712		17	36.761	103.4	31.131	122.4	42.230		221.8	1:50.122	
8	37.027	<u>106.0</u>	31.611	119.5	41.866		219.1	1:50.504		18	37.104	101.1	31.609	119.7	42.875		218.6	1:51.588	
9	36.790	101.4	<u>30.900</u>	117.9	<u>41.804</u>		223.6	<u>1:49.494</u>		19	36.916	99.0	31.032	120.0	42.116		223.1	1:50.064	
10	37.963	95.4	32.348	119.6	Pit In		<u>225.5</u>	2:07.352		20									

31 EDWARD ANDREW O'SHEA (GBR)										HONDA									
lap	Sect-1	Speed	Sect-2	Speed	Sect-3	Speed	TopSpeed	laptime	pit	lap	Sect-1	Speed	Sect-2	Speed	Sect-3	Speed	Topspeed	laptime	pit
1	Pit Out	91.6	35.261	103.1	47.231			2:06.649		9	<u>37.163</u>	98.9	31.464	111.8	42.084		221.3	1:50.711	
2	37.487	96.8	31.733	107.0	43.709		228.8	1:52.929		10	37.285	99.4	31.632	110.5	42.494		223.1	1:51.411	
3	37.563	100.1	31.608	112.7	42.502		223.1	1:51.673		11	39.493	<u>101.3</u>	33.114	106.2	Pit In		219.1	2:05.397	
4	37.826	100.3	33.064	111.3	43.140		223.1	1:54.030		12	Pit Out	95.0	34.411	101.1	45.532			9:40.946	
5	37.196	97.5	31.483	111.7	42.341		228.8	1:51.020		13	37.360	95.3	<u>31.424</u>	<u>115.0</u>	<u>41.807</u>		218.2	<u>1:50.591</u>	
6	39.773	99.4	33.383	104.1	Pit In		225.0	2:06.314		14	37.233	99.4	33.105	105.9	45.512		<u>229.3</u>	1:55.850	
7	Pit Out	100.8	32.761	113.0	42.684			5:51.550		15	37.342	100.7	31.436	113.8	42.110		226.9	1:50.888	
8	37.381	101.2	31.618	111.3	42.478		221.8	1:51.477		16									

32 TAKUMA MATSUYAMA (JPN)										HONDA									
lap	Sect-1	Speed	Sect-2	Speed	Sect-3	Speed	TopSpeed	laptime	pit	lap	Sect-1	Speed	Sect-2	Speed	Sect-3	Speed	Topspeed	laptime	pit
1	Pit Out	95.1	34.154	100.1	46.881			2:04.989		10	36.760	99.7	<u>30.937</u>	117.9	<u>41.822</u>		225.9	<u>1:49.519</u>	
2	37.002	98.6	31.322	116.0	47.955		231.3	1:56.279		11	36.986	103.0	32.291	112.9	44.120		225.5	1:53.397	
3	36.904	101.7	31.274	117.3	42.605		226.9	1:50.783		12	37.011	99.8	31.131	<u>120.7</u>	43.807		223.1	1:51.949	
4	36.907	102.7	31.290	119.3	42.372		224.1	1:50.569		13	37.194	100.6	31.091	120.3	42.713		220.4	1:50.998	
5	40.029	100.9	31.652	119.3	Pit In		226.9	2:05.454		14	38.122	97.4	32.748	113.0	Pit In		226.4	2:03.023	
6	Pit Out	98.1	31.698	112.6	42.718			7:44.578		15	Pit Out	101.7	33.633	106.0	52.458			4:13.196	
7	36.799	100.5	31.416	111.8	42.520		228.3	1:50.735		16	36.885	101.3	33.880	97.8	51.284		<u>232.3</u>	2:02.049	
8	36.704	99.2	31.101	116.9	41.962		228.8	1:49.767		17	36.972	100.6	31.312	117.6	42.098		223.1	1:50.382	
9	<u>36.689</u>	<u>103.4</u>	30.959	119.1	41.973		220.9	1:49.621		18									

33 TATCHAKORN BUASRI (THA)										HONDA									
lap	Sect-1	Speed	Sect-2	Speed	Sect-3	Speed	TopSpeed	laptime	pit	lap	Sect-1	Speed	Sect-2	Speed	Sect-3	Speed	Topspeed	laptime	pit
1	Pit Out	93.9	31.964	115.5	43.064			1:58.505		10	36.664	100.7	<u>30.921</u>	118.6	<u>41.700</u>		224.5	<u>1:49.285</u>	
2	37.345	97.8	31.451	119.2	42.366		222.7	1:51.162		11	<u>36.563</u>	105.6	31.558	118.3	42.212		225.9	1:50.333	
3	37.072	101.1	31.189	<u>122.7</u>	42.635		221.8	1:50.896		12	37.033	100.6	31.055	118.4	42.457		221.8	1:50.545	
4	36.926	100.2	31.207	119.7	42.108		225.9	1:50.241		13	37.246	100.9	31.356	117.1	42.759		221.3	1:51.361	
5	37.447	100.3	31.606	116.4	Pit In		<u>228.8</u>	2:02.804		14	37.242	99.0	31.114	120.3	Pit In		220.9	2:04.107	
6	Pit Out	94.3	31.751	117.4	42.097			6:53.423		15	Pit Out	100.2	33.283	110.4	42.610			4:07.175	
7	36.676	<u>107.5</u>	31.588	121.6	42.061		222.7	1:50.325		16	36.886	103.3	34.514	114.6	42.247		225.9	1:53.647	
8	36.849	102.0	31.036	121.6	42.638		224.1	1:50.523		17	36.783	99.1	31.028	121.2	42.229		227.8	1:50.040	
9	37.159	100.7	31.203	118.6	42.354		220.4	1:50.716		18									

38 DAVID SALVADOR (ES)										TM RACING									
lap	Sect-1	Speed	Sect-2	Speed	Sect-3	Speed	TopSpeed	laptime	pit	lap	Sect-1	Speed	Sect-2	Speed	Sect-3	Speed	Topspeed	laptime	pit
1	Pit Out	94.3	34.876	108.0	Pit In			2:23.012		8	Pit Out	92.9	33.966	113.4	45.570			16:47.632	
2	Pit Out	97.9	31.695		42.369			2:21.367		9	36.718	102.0	30.987	120.3	41.759		223.1	1:49.464	
3	37.035	<u>104.5</u>	31.393	117.0	42.184		218.2	1:50.612		10	36.902	102.5	<u>30.900</u>		<u>41.313</u>		221.3	<u>1:49.115</u>	
4	36.892	99.4	31.148	<u>120.5</u>	41.994		221.8	1:50.034		11	38.821	94.0	31.440	115.6	44.113		221.8	1:54.374	
5	36.884	101.7	31.365	114.4	42.029		223.1	1:50.278		12	36.747	99.9	30.945	118.4	41.630		<u>224.1</u>	1:49.322	
6	36.976	100.0	31.293	116.3	41.804		220.0	1:50.073		13	<u>36.639</u>	103.5	31.719	111.9	45.684		221.3	1:54.042	
7	37.440	101.0	31.431		Pit In		217.3	2:02.841		14									



FIM CEV REPSOL 2021

Autódromo Internacional do Algarve

Moto 3

1 - 4 July 2021

Laps and Sector Times - Qualifying 2
Autodromo Internacional Algarve - 4592 mtr.

45 CLÉMENT ROUGÉ (FRA)										HUSQVARNA									
lap	Sect-1	Speed	Sect-2	Speed	Sect-3	Speed	TopSpeed	laptime	pit	lap	Sect-1	Speed	Sect-2	Speed	Sect-3	Speed	Topspeed	laptime	pit
1	Pit Out	95.2	36.984	106.2	Pit In			2:32.510		7	Pit Out	93.7	32.167	115.8	54.590			17:13.957	D
2	Pit Out	98.7	31.615	117.8	43.458			2:22.147		8	37.040	98.9	31.343	<u>120.7</u>	42.344		225.5	<u>1:50.727</u>	
3	37.589	<u>101.4</u>	31.734	114.9	43.010		217.7	1:52.333		9	37.121	99.4	31.321	116.9	48.731		225.9	1:57.173	
4	37.611	94.6	31.782	112.1	Pit In		<u>226.4</u>	2:08.285		10	<u>36.982</u>	98.6	<u>31.114</u>	114.6	Pit In		225.5	2:04.238	
5	Pit Out	98.1	31.757	112.6	42.546			2:21.614		11	Pit Out	98.7	32.192	108.0	51.961			2:27.142	
6	37.651	94.9	33.314	113.1	Pit In		223.1	2:07.376		12	37.206	99.3	31.460	113.9	<u>42.293</u>		224.1	1:50.959	

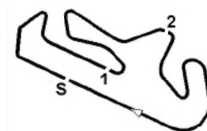
55 NOAH DETTWILER (ch)										KTM									
lap	Sect-1	Speed	Sect-2	Speed	Sect-3	Speed	TopSpeed	laptime	pit	lap	Sect-1	Speed	Sect-2	Speed	Sect-3	Speed	Topspeed	laptime	pit
1	Pit Out	<u>108.0</u>	36.655	108.3	49.784			2:11.014		9	37.218	103.8	31.442	120.7	42.575		217.3	1:51.235	
2	37.851	95.1	31.488	112.9	42.645		226.4	1:51.984		10	39.193	98.5	31.528	117.9	Pit In		215.6	2:03.768	
3	37.455	104.1	31.630	116.1	42.546		220.9	1:51.631		11	Pit Out	90.3	33.880	111.8	46.070			7:02.073	D
4	37.749	96.7	31.478	116.5	42.440		218.6	1:51.667		12	37.360	105.1	31.563	116.9	42.336		<u>227.4</u>	1:51.259	D
5	40.997	102.3	31.492	118.0	42.825		221.3	1:55.314	D	13	36.796	103.4	<u>31.033</u>	119.6	42.208		226.4	1:50.037	
6	37.296	106.4	31.879	<u>124.9</u>	Pit In		225.5	2:02.703		14	36.778	106.9	31.354	121.5	42.898		223.1	1:51.030	D
7	Pit Out	102.4	32.119	116.1	45.250			6:28.511		15	<u>36.708</u>	102.9	31.092	120.9	<u>42.055</u>		225.0	<u>1:49.855</u>	
8	37.214	105.5	31.790	119.1	42.641		220.9	1:51.645		16	36.860	102.6	31.341	117.6	43.001		222.7	1:51.202	

57 SHO NISHIMURA (JPN)										KTM									
lap	Sect-1	Speed	Sect-2	Speed	Sect-3	Speed	TopSpeed	laptime	pit	lap	Sect-1	Speed	Sect-2	Speed	Sect-3	Speed	Topspeed	laptime	pit
1	Pit Out	91.1	35.414	109.6	46.622			2:09.295		8	37.491	99.7	32.913	121.6	42.355		227.8	1:52.759	
2	40.430	94.7	31.379	118.8	42.263		222.7	1:54.072	D	9	36.931	<u>109.3</u>	34.155	118.7	Pit In		227.8	2:07.027	
3	37.193	97.0	31.706	120.9	42.226		229.8	1:51.125	D	10	Pit Out	95.2	32.199	121.6	42.832			2:28.666	
4	37.191	99.6	31.271	124.6	42.380		230.8	<u>1:50.842</u>		11	37.064	101.5	31.275	122.2	42.717		220.0	1:51.056	
5	41.843	98.3	31.319	119.7	Pit In		222.2	2:08.279		12	38.054	104.8	31.758	125.0	42.152		<u>232.8</u>	1:51.964	D
6	Pit Out	89.4	34.070	114.0	Pit In			10:03.609		13	<u>36.696</u>	100.5	<u>30.883</u>	123.3	<u>41.780</u>		228.3	1:49.359	D
7	Pit Out	102.5	32.688	<u>125.4</u>	44.891			2:44.250	D	14	40.072	98.6	34.111	117.3	48.464		225.5	2:02.647	

58 LUCA LUNETTA (ITA)										HUSQVARNA									
lap	Sect-1	Speed	Sect-2	Speed	Sect-3	Speed	TopSpeed	laptime	pit	lap	Sect-1	Speed	Sect-2	Speed	Sect-3	Speed	Topspeed	laptime	pit
1	Pit Out	90.7	33.942	101.7	Pit In			2:12.546		9	37.384	96.0	32.580	119.3	42.427		221.8	1:52.391	
2	Pit Out	<u>106.0</u>	32.454	118.6	43.418			4:44.704		10	37.487	103.1	32.820	105.1	Pit In		220.4	2:03.552	
3	37.184	97.8	31.570	117.3	42.360		225.5	1:51.114		11	Pit Out	105.9	32.604	119.9	Pit In			3:15.227	
4	37.042	100.4	32.197	120.4	Pit In		224.5	2:04.194		12	Pit Out	105.3	32.497	119.2	42.064			3:18.927	
5	Pit Out	99.1	32.134	112.9	43.320			6:19.677		13	36.813	97.6	31.173	123.4	41.771		230.8	1:49.757	
6	37.167	103.3	31.606	117.3	41.974		218.6	1:50.747		14	<u>36.770</u>	98.5	31.083	121.3	<u>41.616</u>		226.9	<u>1:49.469</u>	
7	37.058	98.4	<u>31.031</u>	<u>124.3</u>	42.120		222.7	1:50.209		15	36.781	101.6	32.488	115.8	50.659		<u>236.3</u>	1:59.928	
8	36.813	97.5	31.373	122.9	46.999		225.9	1:55.185		16	37.019	103.1	31.540	119.1	42.396		217.7	1:50.955	

63 SYARI FUDDIN AZMAN (MY)										HONDA									
lap	Sect-1	Speed	Sect-2	Speed	Sect-3	Speed	TopSpeed	laptime	pit	lap	Sect-1	Speed	Sect-2	Speed	Sect-3	Speed	Topspeed	laptime	pit
1	Pit Out	98.5	31.741	115.4	42.868			1:57.485		9	37.034	100.5	31.093	116.0	41.834		216.0	<u>1:49.961</u>	
2	37.549	99.0	31.230	115.8	42.414		216.0	1:51.193		10	37.251	100.2	31.035	116.6	42.149		215.6	1:50.435	
3	36.988	102.4	31.423	114.3	42.417		216.4	1:50.828		11	36.938	<u>107.1</u>	35.019	113.9	Pit In		216.0	2:04.403	
4	37.871	94.5	31.379	114.9	42.508		216.0	1:51.758	D	12	Pit Out	97.7	31.722	113.4	<u>41.755</u>			6:39.543	
5	37.631	98.5	<u>30.964</u>	<u>119.3</u>	42.555		217.3	1:51.150		13	<u>36.747</u>	104.4	31.818	116.9	42.042		220.0	1:50.607	
6	37.150	100.1	31.362	114.3	Pit In		<u>227.4</u>	2:00.583		14	37.882	100.4	31.377	114.4	42.010		219.1	1:51.269	
7	Pit Out	97.6	31.436	116.0	42.070			9:30.013		15	36.882	99.0	31.268	118.0	42.041		219.1	1:50.191	
8	36.847	103.8	31.323	117.0	42.304		217.3	1:50.474		16									

64 DAVID MUÑOZ (ES)										KTM									
lap	Sect-1	Speed	Sect-2	Speed	Sect-3	Speed	TopSpeed	laptime	pit	lap	Sect-1	Speed	Sect-2	Speed	Sect-3	Speed	Topspeed	laptime	pit
1	Pit Out	92.2	32.099		44.173			1:58.656		9	39.018	91.6	32.492		<u>41.522</u>		214.3	1:53.032	
2	37.275	97.6	31.311		42.158		218.6	1:50.744		10	36.950	98.3	31.245		Pit In		223.6	2:00.306	
3	36.967	<u>103.7</u>	31.438		42.300		218.2	1:50.705	D	11	Pit Out	95.0	31.285		Pit In			2:39.793	
4	37.082	103.2	31.349		41.894		216.0	1:50.325		12	Pit Out	97.3	31.101		41.996			2:28.089	
5	36.934	98.5	31.596		Pit In		221.3	2:04.273		13	36.594	100.8	<u>30.832</u>		41.533		222.7	<u>1:48.959</u>	
6	Pit Out	90.1	37.834		43.511			10:37.730		14	36.719	100.4	30.863		41.590		222.7	1:49.172	
7	36.963	99.5	31.079		42.265		219.1	1:50.307		15	<u>36.571</u>	98.6	32.537		46.503		<u>230.3</u>	1:55.611	



FIM CEV REPSOL 2021

Autódromo Internacional do Algarve

Moto 3

1 - 4 July 2021

Laps and Sector Times - Qualifying 2
Autodromo Internacional Algarve - 4592 mtr.

8	37.056	100.7	31.116		41.917		211.8	1:50.089	16	37.028	98.9	31.775		42.432		225.9	1:51.235
---	--------	-------	--------	--	--------	--	-------	----------	----	--------	------	--------	--	--------	--	-------	----------

66 JOEL KELSO (AUS)									KTM										
lap	Sect-1	Speed	Sect-2	Speed	Sect-3	Speed	TopSpeed	laptime	pit	lap	Sect-1	Speed	Sect-2	Speed	Sect-3	Speed	Topspeed	laptime	pit
1	Pit Out	100.3	31.715	114.3	49.161			2:03.483		8	36.928	97.2	30.905	119.3	42.120		<u>225.9</u>	1:49.953	
2		37.005	98.5	31.171	120.5	42.439	220.9	1:50.615		9	36.895	99.4	30.734	<u>121.9</u>	41.926		216.9	1:49.555	
3		37.186	97.2	30.930	117.1	42.134	218.6	1:50.250		10	38.947	97.3	30.867	116.3	43.742		218.6	1:53.556	
4		37.834	96.5	31.888	98.6	Pit In	218.6	2:06.676		11	<u>36.620</u>	100.5	<u>30.631</u>	120.4	44.984		218.2	1:52.235	
5	Pit Out	98.2	31.192	118.2	<u>41.923</u>			14:41.137		12	36.704	<u>101.4</u>	30.858	118.9	42.037		220.2	1:49.599	
6		36.803	100.4	30.738	120.0	41.927	216.4	<u>1:49.468</u>		13	36.812	99.5	30.860	121.5	42.054		221.8	1:49.726	
7		37.664	100.5	31.945	104.4	45.035	216.0	1:54.644		14									

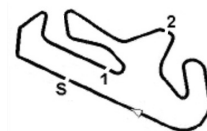
67 GERARD RIU (ES)									KTM										
lap	Sect-1	Speed	Sect-2	Speed	Sect-3	Speed	TopSpeed	laptime	pit	lap	Sect-1	Speed	Sect-2	Speed	Sect-3	Speed	Topspeed	laptime	pit
1	Pit Out	94.8	31.967	111.5	45.094			2:04.112		9	Pit Out	<u>102.2</u>	31.673	115.8	44.247			4:58.545	
2		37.550	97.0	31.272	112.6	42.479	<u>229.8</u>	1:51.301		10	37.144	100.8	31.217	114.2	42.263		219.5	1:50.624	
3		37.303	101.6	31.965	118.3	42.493	224.5	1:51.761		11	36.888	100.5	<u>31.137</u>	119.5	42.330		221.8	<u>1:50.355</u>	
4		37.414	100.1	31.420	119.6	42.520	221.3	1:51.354		12	37.070	99.0	31.224	118.6	44.229		219.5	1:52.523	
5		37.382	98.9	31.759	113.8	Pit In	221.8	2:05.116		13	37.106	100.1	31.406	116.3	42.327		220.9	1:50.839	
6	Pit Out	92.3	33.447	117.4	42.762			10:13.592		14	37.258	100.6	31.181	115.8	42.518		219.1	1:50.957 D	
7		37.410	101.1	31.456	118.8	42.625	218.2	1:51.491		15	37.166	99.5	31.209	118.7	<u>42.102</u>		217.3	1:50.477	
8		37.324	100.7	31.448	<u>119.7</u>	Pit In	216.4	2:02.999		16									

69 RAFFAELE FUSCO (ITA)									TM RACING										
lap	Sect-1	Speed	Sect-2	Speed	Sect-3	Speed	TopSpeed	laptime	pit	lap	Sect-1	Speed	Sect-2	Speed	Sect-3	Speed	Topspeed	laptime	pit
1	Pit Out	89.5	35.375	107.2	Pit In			2:27.497		7	37.275	98.5	31.029		41.884		216.9	1:50.188	
2	Pit Out	98.5	31.372	<u>118.8</u>	43.242			2:22.350		8	<u>36.567</u>	100.5	<u>31.016</u>	117.4	<u>41.616</u>		227.4	<u>1:49.199</u>	
3		36.986	<u>104.4</u>	31.477	116.1	42.440	225.5	1:50.903		9	37.976	94.2	31.234		43.870		223.1	1:53.080	
4		37.259	97.4	31.513	113.1	42.579	223.1	1:51.351		10	37.190	100.3	31.306		41.812		217.3	1:50.308	
5		37.409	97.1	31.519	112.4	Pit In	223.1	2:04.670		11	36.877	99.9	31.543		45.381		224.5	1:53.801	
6	Pit Out	93.8	33.255	115.6	46.011			20:22.757		12									

70 JOSHUA WHATLEY (GBR)									KTM										
lap	Sect-1	Speed	Sect-2	Speed	Sect-3	Speed	TopSpeed	laptime	pit	lap	Sect-1	Speed	Sect-2	Speed	Sect-3	Speed	Topspeed	laptime	pit
1	Pit Out	99.6	36.175	109.4	Pit In			2:28.447		9	38.275	103.7	32.237	117.4	Pit In		218.2	2:02.473	
2	Pit Out	95.7	31.537	116.8	43.232			2:22.746 D		10	Pit Out	93.0	33.664	118.8	45.776			7:01.206	
3		37.540	99.9	31.364	115.4	42.697	220.4	1:51.601 D		11	37.082	99.6	<u>31.173</u>	<u>119.9</u>	42.145		226.9	1:50.400	
4		37.616	95.5	31.831	114.6	48.591	221.8	1:58.038		12	<u>36.850</u>	100.7	31.384	119.1	<u>42.078</u>		226.9	<u>1:50.312</u>	
5		38.245	95.9	32.286	115.8	Pit In	224.1	2:06.665		13	39.780	102.2	37.806	105.7	43.156		222.7	2:00.742 D	
6	Pit Out	97.8	32.400	113.6	46.516			7:25.768		14	37.146	101.4	31.461	118.0	42.681		224.5	1:51.288	
7		37.462	99.8	31.371	119.7	44.024	<u>227.8</u>	1:52.857		15	37.215	<u>106.9</u>	33.981	117.4	42.692		220.9	1:53.888	
8		37.341	100.2	31.454	118.8	42.335	225.9	1:51.130		16									

77 MATTIA VOLPI (ITA)									KTM										
lap	Sect-1	Speed	Sect-2	Speed	Sect-3	Speed	TopSpeed	laptime	pit	lap	Sect-1	Speed	Sect-2	Speed	Sect-3	Speed	Topspeed	laptime	pit
1	Pit Out	91.4	33.507	112.4	45.400			2:03.420		10	37.680	99.0	31.484	114.2	42.546		216.0	1:51.710	
2		38.016	98.5	32.176	114.8	42.940	216.9	1:53.132		11	39.784	91.5	34.098	111.8	44.043		213.9	1:57.925	
3		37.912	100.8	31.773	111.8	42.956	214.7	1:52.641		12	37.220	100.2	31.221	115.8	42.429		218.6	1:50.870	
4		38.032	97.5	31.628	114.9	42.960	213.0	1:52.620		13	37.441	98.6	32.253	112.5	Pit In		223.1	2:04.509	
5		37.926	95.2	31.486	115.4	42.920	215.1	1:52.332		14	Pit Out	99.6	31.384	<u>121.3</u>	<u>41.970</u>			6:04.767	
6		37.632	94.1	31.763	114.9	42.587	216.9	1:51.982		15	<u>36.901</u>	99.2	<u>31.094</u>	116.1	42.493		<u>224.1</u>	<u>1:50.488</u>	
7		37.594	96.7	31.513	113.6	42.575	216.0	1:51.682		16	37.080	<u>108.5</u>	31.902	117.0	42.037		217.7	1:51.019 D	
8		38.761	96.7	32.950	108.9	Pit In	214.3	2:07.905		17	37.101	97.3	31.396	114.9	42.152		221.3	1:50.649	
9	Pit Out	100.1	31.523	116.9	42.608			5:36.596		18									

80 DAVID ALONSO (COL)									GASGAS										
lap	Sect-1	Speed	Sect-2	Speed	Sect-3	Speed	TopSpeed	laptime	pit	lap	Sect-1	Speed	Sect-2	Speed	Sect-3	Speed	Topspeed	laptime	pit
1	Pit Out	92.9	32.138	111.2	42.922			21:16.928		6	38.716	96.3	33.142	107.9	Pit In		216.4	2:08.299	
2		37.524	98.6	31.628	113.3	42.608	217.3	1:51.760		7	Pit Out	93.4	32.366	106.4	48.230			3:14.816	
3		37.419	98.5	31.638	111.6	42.844	217.7	1:51.901		8	36.943	94.8	<u>31.146</u>	<u>115.6</u>	<u>42.305</u>		226.9	<u>1:50.394</u>	
4		37.371	<u>98.7</u>	31.564	114.4	42.758	217.7	1:51.693		9	<u>36.599</u>	98.6	31.639	111.0	44.315		<u>230.8</u>	1:52.553	



FIM CEV REPSOL 2021

Autódromo Internacional do Algarve

Moto 3

1 - 4 July 2021

Laps and Sector Times - Qualifying 2
Autodromo Internacional Algarve - 4592 mtr.

5	37.456	97.9	31.765	112.4	43.056	216.9	1:52.277	10	37.411	98.5	31.414	114.6	43.240	219.5	1:52.065
---	--------	------	--------	-------	--------	-------	----------	----	--------	------	--------	-------	--------	-------	----------

81 SENNA AGIUS (AUS)									HONDA								
lap	Sect-1	Speed	Sect-2	Speed	Sect-3	Speed	TopSpeed	laptime pit	lap	Sect-1	Speed	Sect-2	Speed	Sect-3	Speed	Topspeed	laptime pit
1	Pit Out	90.3	33.008	106.5	43.750			2:00.943	9	<u>36.926</u>	100.6	31.494	112.1	42.244		<u>230.8</u>	1:50.664
2		37.379	97.1	31.619	<u>113.7</u>	42.871	223.1	1:51.869	10	37.225	96.2	31.560	<u>113.7</u>	42.847		221.3	1:51.632
3		37.393	97.9	31.602	109.9	42.794	220.0	1:51.789	11	38.110	96.1	31.942	111.0	Pit In		228.3	2:03.366
4		38.901	93.7	31.634	111.7	42.611	219.1	1:53.146	12	Pit Out	97.0	34.426	110.4	45.576			8:18.802
5		37.302	98.5	31.740	109.6	42.899	224.1	1:51.941	13		37.184	99.7	<u>31.354</u>	<u>112.0</u>		220.4	<u>1:50.597</u>
6		37.487	96.7	31.669	112.1	42.560	223.1	1:51.716	14	36.974	<u>103.5</u>	33.289	113.3	45.606		224.1	1:55.869
7		40.066	93.6	32.614	111.1	Pit In	219.1	2:06.148	15	37.147	100.7	31.505	109.6	42.198		226.4	1:50.850
8	Pit Out	94.2	31.721	113.2	42.488			5:44.309	16								

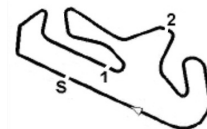
84 ZONTA VAN DEN GOORBERGH (NED)									HONDA								
lap	Sect-1	Speed	Sect-2	Speed	Sect-3	Speed	TopSpeed	laptime pit	lap	Sect-1	Speed	Sect-2	Speed	Sect-3	Speed	Topspeed	laptime pit
1	Pit Out	99.5	31.811	114.3	43.099			1:59.483	9	37.143	102.2	33.389	119.7	44.273		222.7	1:54.805
2		37.365	99.1	31.147	116.3	42.263	220.0	1:50.775	10	37.261	102.3	34.069	116.4	42.531		216.4	1:53.861
3		36.708	107.2	31.867	117.5	42.210	220.0	1:50.785	11	36.906	108.1	32.381	115.3	Pit In		229.3	2:02.439
4		38.328	97.1	31.289	116.8	42.469	218.6	1:52.086	12	Pit Out	101.5	31.510	115.8	42.096			6:18.508
5		36.948	99.1	31.080	116.1	42.248	<u>229.8</u>	1:50.276	13	<u>36.475</u>	<u>108.9</u>	31.120	<u>122.4</u>	41.737		222.7	1:49.332
6		38.428	98.6	31.450	113.6	Pit In	222.2	2:03.535	14	36.855	98.7	31.204	118.9	43.264		221.3	1:51.323
7	Pit Out	105.5	31.593	117.0	41.760			7:20.055	15	36.647	103.0	30.983	117.0	<u>41.611</u>		225.0	<u>1:49.241</u>
8		36.708	101.4	<u>30.756</u>	119.3	41.963	225.9	1:49.427	16	36.868	99.2	31.022	116.5	41.759		222.7	1:49.649

89 MARCOS URIARTE (ES)									HUSQVARNA								
lap	Sect-1	Speed	Sect-2	Speed	Sect-3	Speed	TopSpeed	laptime pit	lap	Sect-1	Speed	Sect-2	Speed	Sect-3	Speed	Topspeed	laptime pit
1	Pit Out	94.6	31.988		43.745			2:00.831	8	Pit Out	84.6	34.215		50.832			12:08.660 D
2		37.165	96.2	31.224	42.311		224.1	1:50.700	9	<u>36.487</u>	99.2	30.812		41.903		229.8	<u>1:49.202</u>
3		37.436	99.1	32.100	42.457		213.4	1:51.993	10	40.393	92.8	31.607		46.648		225.0	1:58.648
4		36.967	95.4	31.015	41.979		<u>231.8</u>	1:49.961	11	36.772	97.2	<u>30.799</u>		Pit In		224.1	2:04.468
5		38.549	96.5	32.055	Pit In		229.3	2:05.998	12	Pit Out	98.8	33.018		52.202			2:26.100
6	Pit Out	88.3	34.549	44.788				5:44.116	13	36.516	<u>103.1</u>	30.989		<u>41.721</u>		228.8	1:49.226
7		37.657	96.1	31.638	Pit In		222.2	2:07.667	14								

92 DI OGO MOREIRA (BRA)									HONDA								
lap	Sect-1	Speed	Sect-2	Speed	Sect-3	Speed	TopSpeed	laptime pit	lap	Sect-1	Speed	Sect-2	Speed	Sect-3	Speed	Topspeed	laptime pit
1	Pit Out	100.5	31.804	118.6	41.899			22:37.608	6	Pit Out	97.3	31.412	119.3	41.830			5:15.054
2		36.702	102.4	<u>30.852</u>	121.1	<u>41.292</u>	217.3	<u>1:48.846</u>	7	36.718	100.4	30.918	120.9	41.900		220.4	1:49.536
3		<u>36.432</u>	101.8	30.878	120.4	41.583	225.5	1:48.893	8	36.925	100.8	31.184	119.9	44.338		220.0	1:52.447
4		37.811	99.0	31.033	118.9	43.679	218.2	1:52.523	9	38.100	97.0	31.116	<u>130.3</u>	42.309		216.0	1:51.525
5		37.054	99.7	31.549	119.9	Pit In	215.6	2:00.527	10								

95 JOSE ANTONIO RUEDA (ES)									HONDA								
lap	Sect-1	Speed	Sect-2	Speed	Sect-3	Speed	TopSpeed	laptime pit	lap	Sect-1	Speed	Sect-2	Speed	Sect-3	Speed	Topspeed	laptime pit
1	Pit Out	92.9	31.769	112.1	45.339			2:00.172	9	36.956	100.7	<u>31.041</u>	118.8	41.855		220.4	1:49.852
2		37.458	95.5	31.247	111.5	41.976	224.1	1:50.681	10	<u>36.653</u>	<u>103.2</u>	31.099	115.0	42.175		224.5	1:49.927
3		36.905	102.4	31.225	116.3	42.250	224.1	1:50.380	11	36.908	102.0	31.053	115.1	43.085		221.3	1:51.046
4		36.996	100.4	31.075	114.6	41.956	219.1	1:50.027	12	37.129	99.6	32.048	113.9	Pit In		220.4	2:03.880
5		36.823	100.7	31.116	114.9	42.809	228.8	1:50.748	13	Pit Out	97.4	31.273	111.0	42.319			6:25.040
6		36.862	100.7	31.581	112.7	42.354	226.4	1:50.797	14	36.948	100.8	31.133	118.4	42.100		220.0	1:50.181
7		39.142	97.5	31.378	113.3	Pit In	219.1	2:03.089	15	37.958	102.8	33.512	110.4	45.832		220.9	1:57.302
8	Pit Out	98.9	31.609	113.6	42.463			7:37.649	16	36.677	101.8	31.140	<u>119.9</u>	<u>41.625</u>		227.4	<u>1:49.442</u>

96 DANIEL HOLGADO (ES)									GASGAS								
lap	Sect-1	Speed	Sect-2	Speed	Sect-3	Speed	TopSpeed	laptime pit	lap	Sect-1	Speed	Sect-2	Speed	Sect-3	Speed	Topspeed	laptime pit
1	Pit Out	95.9	32.360	112.4	44.158			2:00.633	10	40.712	95.6	32.394	116.0	43.997		220.0	1:57.103 D
2		37.071	98.5	31.164	116.0	42.863	219.5	1:51.098	11	37.988	99.4	31.975	121.1	Pit In		224.5	2:04.730
3		36.848	<u>106.9</u>	31.419	119.5	42.500	216.9	1:50.767	12	Pit Out	100.6	31.610	116.4	Pit In			5:55.594
4		36.868	102.2	30.977	117.1	42.355	218.6	1:50.200	13	Pit Out	99.7	31.057	123.9	42.142			2:27.414 D
5		41.059	96.5	32.082	116.8	Pit In	219.5	2:05.096	14	36.487	101.6	30.847	123.3	41.904		222.2	1:49.238
6	Pit Out	90.9	31.956	116.1	43.108			4:45.271	15	36.417	100.0	<u>30.769</u>	120.7	42.095		224.5	1:49.281



FIM CEV REPSOL 2021

Autódromo Internacional do Algarve

Moto 3

1 - 4 July 2021

Laps and Sector Times - Qualifying 2

Autodromo Internacional Algarve - 4592 mtr.

7	36.827	99.7	30.770	121.3	<u>41.883</u>	219.5	1:49.480	16	37.910	96.6	31.834	118.2	45.931	224.5	1:55.675 D
8	<u>36.262</u>	105.8	31.034	121.3	41.900	<u>227.4</u>	<u>1:49.196</u>	17	36.501	104.8	31.699	<u>125.7</u>	42.778	224.5	1:50.978
9	36.597	100.2	30.848	122.0	42.049	220.9	1:49.494	18							