



FIM CEV REPSOL 2021

Autódromo Internacional do Algarve

Moto 3

1 - 4 July 2021

Laps and Sector Times - Qualifying 1
Autodromo Internacional Algarve - 4592 mtr.

7 FILIPPO FARIOLI (ITA)										HUSQVARNA									
lap	Sect-1	Speed	Sect-2	Speed	Sect-3	Speed	TopSpeed	laptime	pit	lap	Sect-1	Speed	Sect-2	Speed	Sect-3	Speed	Topspeed	laptime	pit
1	Pit Out	92.5	32.110	107.8	42.543			1:57.698		11	37.600	101.2	31.394	117.5	43.437		224.1	1:52.431	
2	37.072	97.9	31.168	117.3	41.821		226.4	1:50.061		12	37.676	101.1	31.417	120.5	42.545		217.7	1:51.638	
3	36.820	98.8	31.019	116.6	41.794		<u>230.3</u>	1:49.633		13	36.838	101.1	31.099	120.4	42.139		222.7	1:50.076	
4	<u>36.435</u>	99.4	30.967	119.2	41.834		<u>230.3</u>	<u>1:49.236</u>		14	37.164	102.7	31.738	115.6	Pit In		221.8	2:00.029	
5	37.075	99.4	31.163	115.0	Pit In		221.3	2:01.074		15	Pit Out	101.1	31.570	<u>124.0</u>	42.889			4:11.436	
6	Pit Out	101.4	31.236	118.4	43.315			4:41.319		16	36.730	103.2	31.005	120.1	41.959		224.1	1:49.694	
7	36.708	<u>104.5</u>	31.116	119.3	42.129		222.2	1:49.953		17	36.563	102.3	31.094	120.3	42.002		223.1	1:49.659	
8	36.759	99.4	31.022	117.9	<u>41.725</u>		223.1	1:49.506		18	36.773	103.8	31.051	120.9	42.097		225.0	1:49.921	
9	38.387	103.4	32.552	119.6	42.118		220.9	1:53.057		19	36.667	100.8	<u>30.910</u>	117.6	41.843		225.5	1:49.420	D
10	36.558	103.1	31.172	121.1	41.841		223.1	1:49.571		20									

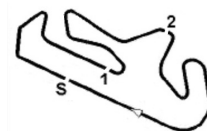
9 COLLI N VEIJER (NED)										HUSQVARNA									
lap	Sect-1	Speed	Sect-2	Speed	Sect-3	Speed	TopSpeed	laptime	pit	lap	Sect-1	Speed	Sect-2	Speed	Sect-3	Speed	Topspeed	laptime	pit
1	Pit Out	95.6	31.694	113.7	42.487			1:59.025		11	36.834	99.7	31.143	118.3	42.297		227.4	1:50.274	
2	37.472	91.8	34.224	102.7	45.852		230.3	1:57.548		12	36.936	97.6	<u>31.003</u>	116.4	42.014		224.1	1:49.953	
3	37.196	96.2	31.659	112.6	42.160		232.8	1:51.015		13	36.831	97.0	32.054	107.6	46.880		225.9	1:55.765	
4	36.738	98.1	31.282	113.2	42.495		<u>234.8</u>	1:50.515		14	37.003	99.1	31.415	111.6	45.074		230.3	1:53.492	
5	36.847	96.9	31.394	113.8	41.923		229.8	1:50.164		15	36.700	97.2	31.181	114.0	41.971		229.3	1:49.852	
6	36.741	<u>101.9</u>	31.232	<u>120.3</u>	43.256		230.8	1:51.229		16	36.699	98.9	31.007	118.4	41.929		<u>234.8</u>	<u>1:49.635</u>	
7	37.342	96.6	31.703	112.7	Pit In		227.4	2:02.782		17	<u>36.585</u>	100.1	33.806	113.4	43.474		231.3	1:53.865	
8	Pit Out	83.6	36.451	117.9	48.018			7:05.875		18	36.726	98.6	31.356	116.0	42.335		232.3	1:50.417	
9	36.941	101.6	36.600	116.3	44.137		228.3	1:57.678		19	37.071	97.0	31.144	116.8	<u>41.790</u>		223.6	1:50.005	
10	37.054	99.0	31.079	117.8	41.919		225.9	1:50.052		20									

10 NICOLA FABIO CARRARO (ITA)										TM RACING									
lap	Sect-1	Speed	Sect-2	Speed	Sect-3	Speed	TopSpeed	laptime	pit	lap	Sect-1	Speed	Sect-2	Speed	Sect-3	Speed	Topspeed	laptime	pit
1	Pit Out	88.9	33.834	109.2	47.832			2:26.028		8	37.493	98.6	31.286	<u>120.5</u>	43.673		223.1	1:52.452	
2	37.519	97.1	31.597	115.9	42.438		<u>234.8</u>	1:51.554		9	37.258	98.3	32.162	117.5	Pit In		225.0	2:05.545	
3	37.331	98.4	32.537	117.5	43.075		230.3	1:52.943		10	Pit Out	83.3	36.559	101.9	49.785			7:04.055	
4	37.152	96.3	31.392	116.5	42.208		226.9	1:50.752		11	38.697	97.1	32.152	117.3	45.143		219.5	1:55.992	
5	37.124	97.4	31.406	115.8	<u>42.060</u>		225.9	1:50.590		12	37.201	<u>99.1</u>	35.640	115.5	43.033		221.8	1:55.874	
6	37.539	98.2	31.634	116.0	Pit In		228.3	2:05.080		13	<u>36.799</u>	97.9	<u>31.239</u>	114.3	42.184		231.3	<u>1:50.222</u>	
7	Pit Out	93.7	31.899	112.1	43.839			8:59.574		14	37.062	98.6	31.539	116.1	43.009		229.3	1:51.610	

13 MARCO TAPIA (ES)										HONDA									
lap	Sect-1	Speed	Sect-2	Speed	Sect-3	Speed	TopSpeed	laptime	pit	lap	Sect-1	Speed	Sect-2	Speed	Sect-3	Speed	Topspeed	laptime	pit
1	Pit Out	100.4	32.267	117.6	42.489			1:57.461		8	39.753	101.4	31.539	119.1	Pit In		222.7	2:05.825	
2	42.360	93.0	39.419	103.7	46.936		225.0	2:08.715		9	Pit Out	90.7	34.138	118.8	Pit In			14:55.248	
3	36.908	96.6	31.060	123.9	42.482		230.8	1:50.450		10	Pit Out	100.2	34.075	118.2	42.175			2:37.520	
4	36.769	99.0	31.232	117.6	41.848		228.3	1:49.849		11	36.589	101.0	30.894	118.4	41.575		232.3	1:49.058	
5	36.563	103.1	31.306	117.3	41.733		231.8	1:49.602		12	<u>36.311</u>	100.4	<u>30.744</u>	<u>124.4</u>	<u>41.496</u>		231.8	<u>1:48.551</u>	
6	36.676	102.5	31.077	122.6	42.348		<u>235.8</u>	1:50.101		13	37.476	<u>105.1</u>	31.415	122.2	Pit In		231.3	2:01.008	
7	36.965	98.4	31.259	121.2	42.172		232.8	1:50.396		14									

16 MARIO SURYO AJI (INA)										HONDA									
lap	Sect-1	Speed	Sect-2	Speed	Sect-3	Speed	TopSpeed	laptime	pit	lap	Sect-1	Speed	Sect-2	Speed	Sect-3	Speed	Topspeed	laptime	pit
1	Pit Out	97.9	32.955	104.0	43.031			1:59.632		8	36.833	102.1	31.347	117.1	45.030		224.1	1:53.210	D
2	36.832	102.4	31.056	<u>119.7</u>	<u>41.711</u>		227.4	1:49.599		9	36.886	101.9	30.993	118.9	41.860		227.8	1:49.739	
3	36.827	<u>103.9</u>	31.238	118.6	41.934		221.8	1:49.999		10	38.013	99.8	31.401	114.6	42.397		227.4	1:51.811	
4	37.402	97.6	31.925	116.6	42.940		219.1	1:52.267		11	<u>36.445</u>	102.9	31.441	117.0	41.989		232.3	1:49.875	
5	36.633	102.4	<u>30.979</u>	116.6	41.805		225.9	<u>1:49.417</u>		12	37.563	99.3	34.538	106.9	43.222		220.4	1:55.323	
6	37.933	97.1	31.916	117.1	Pit In		216.0	2:07.841		13	36.760	103.3	31.201	116.4	41.886		<u>233.8</u>	1:49.847	
7	Pit Out	99.7	32.411	113.6	46.976			15:37.803		14									

17 DANIEL MUÑOZ (ES)										KTM									
lap	Sect-1	Speed	Sect-2	Speed	Sect-3	Speed	TopSpeed	laptime	pit	lap	Sect-1	Speed	Sect-2	Speed	Sect-3	Speed	Topspeed	laptime	pit
1	Pit Out	84.5	32.911		43.194			2:22.274		10	36.828	100.7	31.136		42.308		224.1	1:50.272	
2	37.201	100.3	31.037		42.176		217.3	1:50.414		11	36.688	100.0	30.954		42.075		225.5	1:49.717	
3	36.721	104.8	31.061		42.192		220.4	1:49.974		12	36.780	100.7	30.986		42.243		217.7	1:50.009	



FIM CEV REPSOL 2021

Autódromo Internacional do Algarve

Moto 3

1 - 4 July 2021

Laps and Sector Times - Qualifying 1
Autodromo Internacional Algarve - 4592 mtr.

4	36.690	104.2	31.048	42.024	220.4	1:49.762	13	38.023	99.9	31.421	46.629	218.2	1:56.073
5	36.901	100.6	30.889	41.965	221.3	1:49.755	14	37.183	98.0	31.273	Pit In	220.9	1:58.553
6	36.819	102.0	30.839	<u>120.8</u>	41.973	223.1	1:49.631	15	Pit Out	98.5	31.390	42.227	3:40.271
7	36.905	100.4	32.265	Pit In	225.0	1:59.495	16	36.744	100.4	30.660	42.174	218.2	1:49.578
8	Pit Out	93.8	32.055	45.554		6:18.043	17	<u>36.503</u>	102.1	<u>30.620</u>	<u>41.896</u>	225.0	<u>1:49.019</u>
9	37.179	<u>124.9</u>	36.817	44.228	<u>230.3</u>	1:58.224	D 18	36.681	100.7	32.349	42.104	225.9	1:51.134

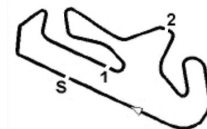
19 ALESSANDRO MOROSI (ITA)										HUSQVARNA									
lap	Sect-1	Speed	Sect-2	Speed	Sect-3	Speed	TopSpeed	laptime	pit	lap	Sect-1	Speed	Sect-2	Speed	Sect-3	Speed	Topspeed	laptime	pit
1	Pit Out	90.2	32.766		44.480			2:01.224		10	38.097	96.8	34.276		46.262		224.5	1:58.635	
2	41.298	88.1	37.649		43.530		219.5	2:02.477		11	37.834	97.6	<u>31.175</u>		42.758		221.3	1:51.767	
3	38.185	94.0	32.187		43.148		220.9	1:53.520		12	37.356	98.2	31.520		42.527		223.6	1:51.403	
4	37.952	95.7	32.052		43.150		225.5	1:53.154	D	13	41.012	95.3	32.747		Pit In		219.5	2:11.288	
5	37.273	98.2	31.634		42.684		230.8	1:51.591		14	Pit Out	<u>99.4</u>	31.650		42.986			4:44.007	
6	37.609	96.3	31.332		42.666		<u>231.3</u>	1:51.607		15	<u>37.106</u>	95.3	31.281		<u>42.207</u>		226.9	<u>1:50.594</u>	
7	37.775	98.9	31.564		Pit In		223.1	2:08.561		16	37.424	96.8	31.426		42.499		219.5	1:51.349	
8	Pit Out	94.7	32.358		44.448			5:05.140		17	37.243	98.0	31.227		42.929		219.1	1:51.399	
9	37.452	95.0	31.239		42.931		221.8	1:51.622	D	18	38.475	94.0	32.001		44.500		218.6	1:54.976	

20 JOSÉ JULIÁN GARCÍA (ES)										HONDA									
lap	Sect-1	Speed	Sect-2	Speed	Sect-3	Speed	TopSpeed	laptime	pit	lap	Sect-1	Speed	Sect-2	Speed	Sect-3	Speed	Topspeed	laptime	pit
1	Pit Out	90.4	32.582	111.1	42.913			2:22.535		8	38.703	95.9	32.806	115.3	Pit In		220.9	2:08.314	
2	36.977	99.5	31.047	<u>120.3</u>	<u>41.536</u>		222.2	1:49.560		9	Pit Out	96.2	31.837	117.0	42.275			7:19.822	
3	36.562	99.8	31.074	118.2	41.803		<u>227.8</u>	1:49.439		10	37.197	98.5	31.251	119.9	42.150		223.6	1:50.598	
4	39.271	94.4	33.685	115.0	Pit In		223.6	2:13.232		11	36.699	101.4	<u>30.911</u>	119.2	41.568		223.1	1:49.178	
5	Pit Out	93.4	31.859	114.3	44.186			7:22.256	D	12	<u>36.463</u>	102.5	30.965	116.5	41.670		226.4	<u>1:49.098</u>	
6	36.741	103.5	31.596	117.0	43.645		220.9	1:51.982		13	38.985	95.7	31.822	116.0	43.427		225.0	1:54.234	
7	36.896	98.2	31.070	116.4	42.064		222.2	1:50.030		14	36.957	<u>106.0</u>	31.131	118.4	41.881		222.7	1:49.969	

21 HARRISON VOIGHT (AUS)										HONDA									
lap	Sect-1	Speed	Sect-2	Speed	Sect-3	Speed	TopSpeed	laptime	pit	lap	Sect-1	Speed	Sect-2	Speed	Sect-3	Speed	Topspeed	laptime	pit
1	Pit Out	84.3	33.782	104.2	Pit In			2:17.104		7	Pit Out	93.3	31.813	113.7	42.486			3:44.092	
2	Pit Out	93.7	31.707	115.5	42.707			2:21.238		8	37.021	97.2	31.111	116.8	41.811		225.9	1:49.943	
3	13:23.228	90.8	32.279	111.6	43.235		221.8	14:38.742		9	<u>36.875</u>	98.8	31.061	113.3	<u>41.690</u>		<u>231.3</u>	<u>1:49.626</u>	
4	37.629	96.3	31.384	118.2	43.097		219.1	1:52.110		10	37.817	96.3	31.331	116.3	42.045		223.1	1:51.193	
5	37.261	99.0	31.314	115.8	42.664		220.4	1:51.239		11	36.979	97.8	<u>30.863</u>	<u>123.3</u>	42.217		223.1	1:50.059	
6	38.871	96.2	32.844	112.3	Pit In		220.4	2:04.402		12	39.543	94.6	31.913	112.3	42.905		220.9	1:54.361	

23 DAVID REAL (ES)										KTM									
lap	Sect-1	Speed	Sect-2	Speed	Sect-3	Speed	TopSpeed	laptime	pit	lap	Sect-1	Speed	Sect-2	Speed	Sect-3	Speed	Topspeed	laptime	pit
1	Pit Out	94.2	32.316	110.3	43.048			1:59.580		9	Pit Out	90.7	33.964	112.9	46.746			8:10.321	
2	41.811	87.5	35.132	111.0	43.406		224.1	2:00.349		10	37.396	100.7	31.854	110.9	42.547		221.3	1:51.797	
3	37.273	97.0	31.987	115.0	42.994		<u>231.8</u>	1:52.254		11	39.327	91.3	33.195	109.5	Pit In		223.6	2:06.548	
4	37.309	101.7	31.040	<u>120.7</u>	42.310		227.4	1:50.659		12	Pit Out	91.5	32.966	111.7	46.794			5:31.842	
5	36.912	<u>101.8</u>	32.002	118.6	42.164		229.3	1:51.078		13	37.832	96.3	31.604	112.7	43.288		223.1	1:52.724	
6	37.121	99.2	31.273	115.0	<u>41.853</u>		229.8	1:50.247		14	36.861	99.4	<u>30.993</u>	115.1	42.197		229.3	1:50.051	
7	37.039	100.2	31.101	117.6	42.026		230.3	1:50.166		15	<u>36.636</u>	98.8	31.056	113.1	42.085		228.3	<u>1:49.777</u>	
8	40.807	93.9	32.978	107.4	Pit In		221.8	2:08.885		16	39.379	100.6	31.577	112.6	42.528		227.4	1:53.484	

24 IVAN ORTOLÁ (ES)										KTM									
lap	Sect-1	Speed	Sect-2	Speed	Sect-3	Speed	TopSpeed	laptime	pit	lap	Sect-1	Speed	Sect-2	Speed	Sect-3	Speed	Topspeed	laptime	pit
1	Pit Out	84.1	34.973	113.0	43.614			2:23.500		8	Pit Out	97.8	31.543	114.9	43.312			14:02.266	
2	36.934	100.0	30.974	123.0	42.106		230.8	1:50.014		9	<u>36.315</u>	102.5	30.753	122.4	41.594		229.8	1:48.662	
3	38.425	96.9	30.977	121.8	41.824		224.1	1:51.226		10	38.691	96.1	33.207	117.4	43.902		225.9	1:55.800	
4	36.575	99.2	30.928	122.6	42.048		229.3	1:49.551		11	36.352	103.1	<u>30.710</u>	123.4	<u>41.541</u>		230.3	<u>1:48.603</u>	
5	39.139	98.9	32.322	118.0	42.141		223.6	1:53.602		12	36.347	101.1	30.739	<u>124.9</u>	41.872		226.4	1:48.958	
6	36.593	<u>103.5</u>	30.901	121.8	41.948		<u>232.8</u>	1:49.442		13	37.860	99.0	31.542	120.7	Pit In		223.6	2:04.770	
7	37.802	94.2	31.811	121.3	Pit In		220.4	2:03.883		14									



FIM CEV REPSOL 2021

Autódromo Internacional do Algarve

Moto 3

1 - 4 July 2021

Laps and Sector Times - Qualifying 1

Autodromo Internacional Algarve - 4592 mtr.

26 SCOTT JAMES OGDEN (GBR)										GASGAS									
lap	Sect-1	Speed	Sect-2	Speed	Sect-3	Speed	TopSpeed	laptime	pit	lap	Sect-1	Speed	Sect-2	Speed	Sect-3	Speed	Topspeed	laptime	pit
1	Pit Out	89.5	33.894	109.4	43.651			2:14.727	D	6	37.005	98.9	31.570	115.4	Pit In		231.8	2:01.975	
2	36.913	98.8	31.062	118.0	<u>41.722</u>		226.9	<u>1:49.697</u>		7	Pit Out	100.8	31.464	121.5	42.125			5:19.694	
3	37.349	99.4	31.488	116.5	42.084		<u>234.3</u>	1:50.921		8	37.243	101.4	<u>30.950</u>	<u>123.3</u>	42.346		221.8	1:50.539	
4	37.235	94.2	31.407	116.3	42.338		233.8	1:50.980		9	37.024	99.8	31.397	111.0	Pit In		220.9	1:59.756	
5	<u>36.673</u>	100.8	31.061	119.3	42.147		231.3	1:49.881		10	Pit Out	<u>101.5</u>	31.134	116.3	Pit In		226.9	4:22.900	

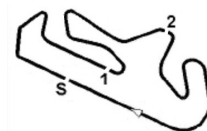
31 EDWARD ANDREW O'SHEA (GBR)										HONDA									
lap	Sect-1	Speed	Sect-2	Speed	Sect-3	Speed	TopSpeed	laptime	pit	lap	Sect-1	Speed	Sect-2	Speed	Sect-3	Speed	Topspeed	laptime	pit
1	Pit Out	91.5	32.636	111.2	43.761			1:59.999		8	Pit Out	96.9	32.941	109.8	43.137			13:38.372	
2	37.575	94.2	31.826	<u>116.8</u>	42.396		224.1	1:51.797		9	37.067	96.4	31.442	111.1	42.277		222.7	1:50.786	
3	37.422	93.1	31.557	111.9	42.402		227.8	1:51.381		10	37.164	97.6	31.623	109.3	42.262		224.1	1:51.049	
4	37.318	97.6	<u>31.383</u>	116.3	42.489		223.6	1:51.190		11	38.100	98.9	34.701	105.7	43.465		218.6	1:56.266	
5	37.231	95.9	31.543	115.4	42.245		225.9	1:51.019		12	37.220	99.2	31.807	115.8	<u>41.946</u>		223.6	1:50.973	
6	37.132	<u>100.5</u>	31.794	112.4	42.304		224.1	1:51.230		13	37.501	97.2	32.643	107.6	43.274		223.1	1:53.418	
7	40.240	92.0	33.737	108.7	Pit In		219.5	2:07.726		14	<u>36.939</u>	96.5	31.437	110.5	42.070		<u>230.8</u>	<u>1:50.446</u>	

32 TAKUMA MATSUYAMA (JPN)										HONDA									
lap	Sect-1	Speed	Sect-2	Speed	Sect-3	Speed	TopSpeed	laptime	pit	lap	Sect-1	Speed	Sect-2	Speed	Sect-3	Speed	Topspeed	laptime	pit
1	Pit Out	95.7	32.402	103.8	43.528			1:59.707		8	Pit Out	100.0	32.502	108.3	43.878			13:41.083	
2	37.192	95.7	31.234	<u>120.8</u>	42.118		228.3	1:50.544		9	37.019	96.4	31.538	115.6	47.338		225.9	1:55.895	
3	36.833	102.8	31.275	115.6	41.880		224.1	1:49.988		10	37.146	97.9	30.915	118.2	42.229		224.1	1:50.290	
4	36.731	102.2	31.395	119.2	42.447		224.5	1:50.573		11	38.023	98.3	31.324	116.5	42.625		231.8	1:51.972	
5	36.975	98.9	<u>30.873</u>	119.9	<u>41.692</u>		221.3	<u>1:49.540</u>		12	36.807	101.5	31.623	112.4	43.395		225.0	1:51.825	
6	37.077	101.1	31.192	116.8	42.581		222.2	1:50.850		13	36.766	100.5	31.811	113.6	44.600		225.9	1:53.177	
7	38.665	105.1	39.327	111.1	Pit In		220.0	2:10.951		14	<u>36.513</u>	<u>105.2</u>	31.574	114.5	41.932		<u>235.3</u>	1:50.019	

33 TATCHAKORN BUASRI (THA)										HONDA									
lap	Sect-1	Speed	Sect-2	Speed	Sect-3	Speed	TopSpeed	laptime	pit	lap	Sect-1	Speed	Sect-2	Speed	Sect-3	Speed	Topspeed	laptime	pit
1	Pit Out	95.8	32.867	113.1	42.905			1:59.222		8	Pit Out	101.9	33.149	112.9	42.813			13:46.275	
2	37.218	96.4	31.529	<u>122.0</u>	42.209		225.0	1:50.956		9	36.681	97.5	<u>30.981</u>	121.3	41.667		225.0	<u>1:49.329</u>	
3	36.785	101.9	31.322	118.6	<u>41.653</u>		223.1	1:49.760		10	37.001	98.8	32.642	114.6	43.358		226.4	1:53.001	
4	36.728	104.9	31.678	120.8	42.029		223.1	1:50.435		11	39.041	92.8	33.441	115.1	44.308		209.7	1:56.790	
5	36.903	101.3	31.234	121.1	41.911		223.6	1:50.048		12	<u>36.347</u>	<u>105.0</u>	32.197	102.5	43.268		<u>230.8</u>	1:51.812	
6	37.088	98.6	31.193	119.5	42.168		221.8	1:50.449		13	36.602	102.4	31.401	114.3	41.757		226.9	1:49.760	
7	36.939	102.1	31.194	120.3	Pit In		227.4	2:05.439		14	41.473	100.4	31.922	116.3	42.630		227.4	1:56.025	

38 DAVID SALVADOR (ES)										TM RACING									
lap	Sect-1	Speed	Sect-2	Speed	Sect-3	Speed	TopSpeed	laptime	pit	lap	Sect-1	Speed	Sect-2	Speed	Sect-3	Speed	Topspeed	laptime	pit
1	Pit Out	89.6	35.129	105.0	43.526			2:17.602		6	37.407	100.7	33.394	113.6	Pit In		223.6	2:04.648	
2	36.958	100.0	31.443	119.5	<u>41.747</u>		230.8	1:50.148		7	Pit Out	94.9	31.769	113.9	46.625			7:18.675	
3	36.631	103.2	31.144	<u>120.4</u>	42.002		<u>231.3</u>	1:49.777		8	<u>36.379</u>	<u>115.5</u>	34.946	116.3	42.124		227.8	1:53.449	
4	36.791	103.1	32.388	118.7	41.985		223.1	1:51.164		9	36.624	102.7	31.145	120.3	42.020		229.3	1:49.789	
5	36.641	99.2	<u>30.903</u>	120.1	41.762		227.4	<u>1:49.306</u>		10	2:28.216	94.7	31.658	113.2	Pit In		220.4	3:54.754	

45 CLÉMENT ROUGÉ (FRA)										HUSQVARNA									
lap	Sect-1	Speed	Sect-2	Speed	Sect-3	Speed	TopSpeed	laptime	pit	lap	Sect-1	Speed	Sect-2	Speed	Sect-3	Speed	Topspeed	laptime	pit
1	Pit Out	99.6	32.269	107.9	53.368			2:08.022		10	Pit Out	96.6	31.618	117.1	44.429			2:22.874	
2	38.177	90.9	35.497	110.0	44.672		226.9	1:58.346		11	36.881	101.7	31.574	115.0	42.230		226.4	1:50.685	
3	37.103	97.6	<u>31.206</u>	<u>119.3</u>	<u>41.874</u>		223.6	<u>1:50.183</u>		12	37.011	<u>102.5</u>	31.394	116.9	42.327		220.0	1:50.732	
4	37.150	96.8	31.679	117.8	42.094		<u>233.3</u>	1:50.923		13	38.771	99.0	32.482	112.7	Pit In		211.4	2:05.644	
5	36.945	99.1	31.721	115.3	42.154		231.8	1:50.820		14	Pit Out	98.8	31.430	115.4	42.329			4:42.806	
6	37.769	99.1	31.372	117.8	42.292		232.8	1:51.433		15	37.773	98.2	31.520	116.3	43.566		226.9	1:52.859	
7	37.037	97.9	31.535	112.3	42.274		225.5	1:50.846		16	37.138	99.8	31.282	113.8	42.257		223.6	1:50.677	
8	38.714	101.5	32.655	114.4	Pit In		225.9	2:06.092		17	<u>36.822</u>	99.7	31.461	117.8	42.015		229.3	1:50.298	
9	Pit Out	98.1	34.080	103.3	Pit In			7:15.958		18									



FIM CEV REPSOL 2021

Autódromo Internacional do Algarve

Moto 3

1 - 4 July 2021

Laps and Sector Times - Qualifying 1
Autodromo Internacional Algarve - 4592 mtr.

55 NOAH DETTWILER (ch)										KTM										
lap	Sect-1	Speed	Sect-2	Speed	Sect-3	Speed	TopSpeed	laptime	pit	lap	Sect-1	Speed	Sect-2	Speed	Sect-3	Speed	Topspeed	laptime	pit	
1	Pit Out	89.4	37.057	102.6	43.898			2:25.617		8	Pit Out	95.6	32.280	115.3	43.431				13:57.761	
2	37.251	101.0	31.594	117.1	42.142		226.9	1:50.987		9	37.372	100.9	<u>31.153</u>	116.8	41.936		223.1	1:50.461		
3	37.564	100.3	31.904	106.4	42.440		<u>231.3</u>	1:51.908		10	37.374	98.3	32.312	120.1	44.278		225.5	1:53.964		
4	37.328	97.4	31.552	114.0	42.166		227.4	1:51.046		11	37.264	100.7	31.313	119.9	<u>41.822</u>		220.9	1:50.399		
5	37.063	101.7	31.363	115.6	42.182		230.8	1:50.608		12	<u>36.829</u>	101.1	31.231	114.6	42.183		226.4	<u>1:50.243</u>		
6	37.359	<u>104.0</u>	31.992	109.1	43.472		226.4	1:52.823		13	37.081	100.6	31.350	<u>120.7</u>	42.221		220.9	1:50.652		
7	38.660	95.8	31.760	117.0	Pit In		220.0	2:02.847		14	42.002	103.4	31.492	115.8	42.081		210.5	1:55.575		

57 SHO NISHIMURA (JPN)										KTM									
lap	Sect-1	Speed	Sect-2	Speed	Sect-3	Speed	TopSpeed	laptime	pit	lap	Sect-1	Speed	Sect-2	Speed	Sect-3	Speed	Topspeed	laptime	pit
1	Pit Out	88.0	33.995	103.0	44.016			2:22.691		5	36.941	102.4	<u>31.265</u>	120.7	<u>42.105</u>		223.1	<u>1:50.311</u>	
2	37.283	97.0	31.595	116.3	Pit In		<u>230.8</u>	2:19.585		6	36.980	101.4	31.305	119.3	42.119		220.9	1:50.404	
3	Pit Out	91.1	33.503	116.3	45.325			9:34.636		7	37.452	97.9	31.418	<u>122.2</u>	50.027		219.1	1:58.897	
4	37.027	<u>104.9</u>	31.513	120.7	42.119		225.5	1:50.659		8	<u>2:31.537</u>	101.4	33.094	116.0	Pit In		222.2	4:00.234	

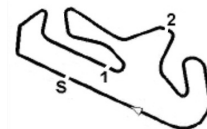
58 LUCA LUNETTA (ITA)										HUSQVARNA									
lap	Sect-1	Speed	Sect-2	Speed	Sect-3	Speed	TopSpeed	laptime	pit	lap	Sect-1	Speed	Sect-2	Speed	Sect-3	Speed	Topspeed	laptime	pit
1	Pit Out	91.4	32.647	116.4	42.878			3:15.060		6	37.930	97.8	33.185	117.5	Pit In		221.8	2:02.540	
2	37.503	95.1	31.720	116.8	42.150		<u>225.5</u>	1:51.373		7	Pit Out	96.6	32.435	113.9	45.520			4:25.427	
3	37.224	96.9	31.267	<u>118.7</u>	<u>41.890</u>		225.0	1:50.381		8	36.885	96.0	<u>31.072</u>	116.5	42.295		<u>225.5</u>	<u>1:50.252</u>	
4	36.946	99.6	31.398	113.6	41.977		<u>225.5</u>	1:50.321		9	38.937	93.5	34.507	109.5	Pit In		224.5	2:08.072	
5	<u>36.878</u>	99.7	31.326	117.8	42.142		223.6	1:50.346		10									

63 SYARI FUDDIN AZMAN (MY)										HONDA									
lap	Sect-1	Speed	Sect-2	Speed	Sect-3	Speed	TopSpeed	laptime	pit	lap	Sect-1	Speed	Sect-2	Speed	Sect-3	Speed	Topspeed	laptime	pit
1	Pit Out	91.9	32.133	112.9	42.196			1:57.299		9	36.839	97.8	31.031	113.4	42.038		220.9	1:49.908	
2	37.192	93.9	31.277	118.3	41.856		221.8	1:50.325		10	38.422	94.7	31.659	110.7	Pit In		215.6	2:00.439	
3	36.783	98.6	31.094	118.9	41.887		223.1	1:49.764		11	Pit Out	99.3	31.130	120.1	45.220			10:04.891	
4	36.876	97.6	<u>30.898</u>	<u>121.5</u>	41.574		221.8	1:49.348		12	36.716	99.0	31.009	118.2	41.619		222.2	1:49.344	
5	37.654	93.9	31.683	115.3	Pit In		219.5	2:00.745		13	36.543	100.5	30.997	118.2	41.603		221.8	1:49.143	
6	Pit Out	98.5	31.587	116.3	45.098			4:44.477		14	36.431	106.9	34.102	111.0	47.751		220.0	1:58.284	
7	36.673	<u>112.9</u>	38.198	113.0	41.935		217.7	1:56.806		15	<u>36.418</u>	100.9	30.962	121.2	<u>41.544</u>		<u>233.8</u>	<u>1:48.924</u>	
8	37.503	94.0	31.112	116.3	44.136		218.2	1:52.751		16	36.648	100.1	31.134	120.7	41.557		223.1	1:49.339	

64 DAVID MUÑOZ (ES)										KTM									
lap	Sect-1	Speed	Sect-2	Speed	Sect-3	Speed	TopSpeed	laptime	pit	lap	Sect-1	Speed	Sect-2	Speed	Sect-3	Speed	Topspeed	laptime	pit
1	Pit Out	88.7	32.217		42.544			1:58.884		7	<u>36.685</u>	<u>103.3</u>	31.213		42.053		219.1	1:49.951	
2	37.760	98.4	34.888		42.875		220.9	1:55.523		8	36.913	101.4	31.052		42.016		217.3	1:49.981	
3	36.775	93.2	31.210		<u>41.868</u>		<u>231.3</u>	<u>1:49.853</u>		9	36.838	102.2	<u>30.939</u>		42.169		218.2	1:49.946	
4	36.776	101.8	31.114		42.092		226.4	1:49.982		10	37.610	97.6	31.560		42.830		215.6	1:52.000	
5	37.891	97.0	32.696		Pit In		216.4	2:04.786		11	36.732	100.1	31.272		42.043		220.0	1:50.047	
6	Pit Out	94.7	31.671		42.883			3:41.850		12									

66 JOEL KELSO (AUS)										KTM									
lap	Sect-1	Speed	Sect-2	Speed	Sect-3	Speed	TopSpeed	laptime	pit	lap	Sect-1	Speed	Sect-2	Speed	Sect-3	Speed	Topspeed	laptime	pit
1	Pit Out	89.8	32.616	111.6	42.658			2:13.040		6	37.429	98.4	31.166	119.5	42.066		225.0	1:50.661	
2	36.611	99.1	30.635	121.8	41.732		224.1	1:48.978		7	<u>36.247</u>	100.6	<u>30.503</u>	120.5	<u>41.487</u>		225.9	<u>1:48.237</u>	
3	36.648	101.6	30.688	120.3	41.670		220.0	1:49.006		8	36.322	<u>102.6</u>	30.644	<u>123.9</u>	41.818		221.8	1:48.784	
4	41.171	93.0	33.090	112.3	Pit In		219.5	2:14.783		9	42.450	95.0	31.350	120.4	42.132		220.0	1:55.932	
5	Pit Out	92.9	31.744	115.3	42.118			20:31.919		10	36.320	102.5	30.889	117.8	41.811		<u>228.3</u>	1:49.020	

67 GERARD RIU (ES)										KTM									
lap	Sect-1	Speed	Sect-2	Speed	Sect-3	Speed	TopSpeed	laptime	pit	lap	Sect-1	Speed	Sect-2	Speed	Sect-3	Speed	Topspeed	laptime	pit
1	Pit Out	85.0	35.100	107.2	46.196			2:26.370		9	37.465	100.7	31.868	111.6	Pit In		216.4	2:06.631	
2	37.322	97.1	31.430	117.0	42.218		230.3	1:50.970		10	Pit Out	94.9	31.662	114.9	43.128			5:33.983	
3	36.904	97.4	31.663	108.0	41.986		229.3	1:50.553		11	36.693	99.2	<u>31.031</u>	117.1	<u>41.651</u>		227.4	<u>1:49.375</u>	
4	36.650	100.9	31.473	113.9	41.985		232.3	1:50.108		12	38.001	97.9	33.249	113.4	43.766		229.3	1:55.016	
5	36.670	101.4	31.438	114.0	41.898		226.9	1:50.006		13	<u>36.592</u>	99.1	31.110	117.1	41.959		229.8	1:49.661	



FIM CEV REPSOL 2021

Autódromo Internacional do Algarve

Moto 3

1 - 4 July 2021

Laps and Sector Times - Qualifying 1
Autodromo Internacional Algarve - 4592 mtr.

6	37.152	100.4	32.120	112.9	Pit In	<u>234.3</u>	2:08.539	14	37.043	100.1	31.314	113.9	45.179	221.8	1:53.536	
7	Pit Out	99.5	31.680	116.0	42.415		6:14.808	15	37.049	98.9	31.340	108.0	42.538	223.6	1:50.927	
8	37.343	101.0	31.371	<u>117.3</u>	42.417		216.4	1:51.131	16	37.163	<u>101.6</u>	31.587	115.8	42.953	219.5	1:51.703

69 RAFFAELE FUSCO (ITA)										TM RACING									
lap	Sect-1	Speed	Sect-2	Speed	Sect-3	Speed	TopSpeed	laptime	pit	lap	Sect-1	Speed	Sect-2	Speed	Sect-3	Speed	Topspeed	laptime	pit
1	Pit Out	81.8	36.230		43.506			2:25.790		6	36.998	98.2	31.374	117.5	Pit In		228.8	2:02.081	
2	37.022	98.0	31.282	<u>120.9</u>	42.146		229.8	1:50.450		7	Pit Out	98.4	31.770		47.898			7:17.501	
3	36.964	101.7	31.248	119.7	<u>41.863</u>		227.4	1:50.075		8	37.366	99.4	32.610	117.6	42.237		219.1	1:52.213	
4	38.600	98.9	33.166	115.6	42.140		221.8	1:53.906		9	36.973	102.6	31.203	120.5	41.895		223.1	<u>1:50.071</u>	
5	<u>36.757</u>	<u>102.8</u>	31.945	113.6	44.709		<u>232.3</u>	1:53.411		10	2:28.983	96.2	<u>32.427</u>	113.9	Pit In		223.6	3:57.370	

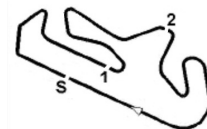
70 JOSHUA WHATLEY (GBR)										KTM									
lap	Sect-1	Speed	Sect-2	Speed	Sect-3	Speed	TopSpeed	laptime	pit	lap	Sect-1	Speed	Sect-2	Speed	Sect-3	Speed	Topspeed	laptime	pit
1	Pit Out	87.9	37.429	113.4	43.828			2:28.324		8	Pit Out	100.0	31.510	117.6	43.431			14:00.856	
2	37.423	95.5	31.985	<u>122.0</u>	42.417		223.6	1:51.825		9	<u>36.637</u>	101.6	<u>30.925</u>	120.0	<u>41.796</u>		226.9	<u>1:49.358</u>	
3	37.250	98.8	31.409	121.8	42.471		225.5	1:51.130		10	38.164	97.2	32.955	121.1	43.953		226.4	1:55.072	
4	37.116	101.0	32.045	120.3	42.002		227.8	1:51.163		11	37.991	99.5	31.444	113.7	42.439		223.1	1:51.874	
5	36.782	99.6	31.287	121.3	42.041		<u>232.8</u>	1:50.110		12	37.031	100.4	31.233	121.1	42.305		225.9	1:50.569	
6	37.240	99.8	31.203	120.5	42.152		223.6	1:50.595		13	36.930	103.7	31.608	118.7	Pit In		222.2	2:02.143	
7	37.752	<u>104.9</u>	32.709	116.9	Pit In		219.5	2:04.326		14									

77 MATTIA VOLPI (ITA)										KTM									
lap	Sect-1	Speed	Sect-2	Speed	Sect-3	Speed	TopSpeed	laptime	pit	lap	Sect-1	Speed	Sect-2	Speed	Sect-3	Speed	Topspeed	laptime	pit
1	Pit Out	95.5	32.468	112.4	42.778			2:01.194		10	37.435	96.8	31.410	114.6	42.657		219.1	1:51.502	
2	37.791	95.5	34.487	101.4	43.691		227.4	1:55.969		11	39.580	99.9	32.263	112.3	42.704		218.6	1:54.547	
3	37.616	96.9	31.977	115.0	42.021		221.3	1:51.614		12	37.462	104.5	33.094	107.6	Pit In		218.2	2:05.413	
4	37.400	96.1	31.985	109.2	42.842		230.3	1:52.227		13	Pit Out	103.5	32.233	110.5	42.582			5:20.534	
5	37.062	<u>106.7</u>	32.424	111.7	42.120		227.4	1:51.606		14	37.123	98.9	31.289	117.4	41.889		223.6	1:50.301	
6	37.226	99.2	31.401	113.6	42.075		<u>233.8</u>	1:50.702		15	36.952	99.8	<u>31.080</u>	<u>117.5</u>	<u>41.581</u>		223.6	1:49.613	
7	37.282	100.3	31.289	111.7	Pit In		225.9	2:03.640		16	<u>36.755</u>	98.7	31.127	113.4	41.691		227.8	<u>1:49.573</u>	
8	Pit Out	98.2	31.772	115.3	43.781			7:12.271		17	36.912	98.1	31.450	117.0	42.011		230.3	1:50.373	
9	37.806	106.2	32.143	111.2	42.851		216.4	1:52.800		18									

80 DAVID ALONSO (COL)										GASGAS									
lap	Sect-1	Speed	Sect-2	Speed	Sect-3	Speed	TopSpeed	laptime	pit	lap	Sect-1	Speed	Sect-2	Speed	Sect-3	Speed	Topspeed	laptime	pit
1	Pit Out	89.5	34.921	99.8	43.987			2:23.386		7	Pit Out	91.8	32.105	109.3	43.340			5:13.066	
2	37.237	95.7	31.856	<u>113.6</u>	<u>41.899</u>		228.8	1:50.992		8	37.118	96.7	31.338	112.6	43.714		222.2	1:52.170	
3	37.241	94.8	31.481	110.5	41.992		233.3	1:50.714		9	37.040	<u>124.7</u>	37.069	108.7	43.737		231.8	1:57.846	
4	<u>36.649</u>	99.3	31.918	110.9	43.756		230.3	1:52.323		10	37.075	98.8	31.340	112.5	42.417		221.8	1:50.832	
5	36.700	97.8	<u>31.277</u>	113.2	41.997		<u>234.3</u>	<u>1:49.974</u>		11	41.900	97.0	32.243	110.9	Pit In		224.5	2:08.596	
6	36.972	99.7	32.129	105.1	Pit In		228.8	2:02.800		12									

81 SENNA AGIUS (AUS)										HONDA									
lap	Sect-1	Speed	Sect-2	Speed	Sect-3	Speed	TopSpeed	laptime	pit	lap	Sect-1	Speed	Sect-2	Speed	Sect-3	Speed	Topspeed	laptime	pit
1	Pit Out	83.7	33.402	97.7	47.154			2:11.957		8	37.049	<u>101.5</u>	31.850	114.2	Pit In		225.0	2:05.723	
2	39.890	91.4	34.587	108.3	47.554		218.2	2:02.031		9	Pit Out	92.4	31.757	110.4	42.203			7:19.699	
3	36.974	100.6	31.394	113.8	42.305		228.3	1:50.673		10	37.377	95.9	31.294	<u>116.9</u>	41.967		<u>232.8</u>	1:50.638	
4	38.608	94.8	33.591	110.1	Pit In		222.2	2:12.818		11	<u>36.653</u>	98.1	31.158	114.9	<u>41.867</u>		231.8	<u>1:49.678</u>	
5	Pit Out	90.8	32.010	112.5	44.049			7:21.652		12	36.879	98.7	<u>31.132</u>	115.1	41.918		223.1	1:49.929	
6	36.898	100.9	31.425	112.6	42.448		226.9	1:50.771		13	39.019	95.8	31.583	114.5	42.549		225.5	1:53.151	
7	38.094	94.7	31.573	111.0	44.370		220.9	1:54.037		14	36.958	99.5	31.617	110.8	44.082		232.3	1:52.657	

84 ZONTA VAN DEN GOORBERGH (NED)										HONDA									
lap	Sect-1	Speed	Sect-2	Speed	Sect-3	Speed	TopSpeed	laptime	pit	lap	Sect-1	Speed	Sect-2	Speed	Sect-3	Speed	Topspeed	laptime	pit
1	Pit Out	98.5	31.768	111.6	42.109			1:56.816		7	38.409	99.7	31.692	111.7	Pit In		217.3	2:03.594	
2	37.224	101.1	32.060	114.6	42.024		<u>230.3</u>	1:51.308		8	Pit Out	99.8	31.529	109.9	46.001			7:24.838	
3	36.810	100.6	31.050	114.3	41.839		222.7	1:49.699		9	36.973	<u>103.1</u>	31.033	<u>119.6</u>	42.406		219.5	1:50.412	
4	36.726	101.7	30.913	118.7	<u>41.838</u>		222.2	1:49.477		10	<u>36.702</u>	101.1	<u>30.899</u>	117.5	41.864		222.2	<u>1:49.465</u>	
5	36.883	97.0	32.528	112.9	42.388		222.2	1:51.799		11	39.220	101.6	34.757	115.3	Pit In		225.5	2:06.007	
6	37.042	99.3	30.921	117.4	41.963		220.4	1:49.926		12									



FIM CEV REPSOL 2021

Autódromo Internacional do Algarve

Moto 3

1 - 4 July 2021

Laps and Sector Times - Qualifying 1

Autodromo Internacional Algarve - 4592 mtr.

89 MARCOS URIARTE (ES)										HUSQVARNA									
lap	Sect-1	Speed	Sect-2	Speed	Sect-3	Speed	TopSpeed	laptime	pit	lap	Sect-1	Speed	Sect-2	Speed	Sect-3	Speed	Topspeed	laptime	pit
1	Pit Out	85.6	33.939		44.169			2:20.747		6	37.054	99.4	31.751		Pit In		232.3	2:02.082	
2	36.843	97.3	30.941		41.885		233.3	1:49.669		7	Pit Out	92.2	32.416		43.920			5:16.469	
3	36.865	97.5	31.079		42.240		<u>237.4</u>	1:50.184		8	36.569	97.6	<u>30.658</u>		43.659		228.8	1:50.886	
4	37.077	92.2	31.179		<u>41.434</u>		235.8	1:49.690		9	38.637	92.6	33.827		Pit In		231.3	2:08.089	
5	<u>36.369</u>	<u>103.2</u>	31.082	<u>116.8</u>	41.701		229.8	<u>1:49.152</u>		10									

92 DIOGO MOREIRA (BRA)										HONDA									
lap	Sect-1	Speed	Sect-2	Speed	Sect-3	Speed	TopSpeed	laptime	pit	lap	Sect-1	Speed	Sect-2	Speed	Sect-3	Speed	Topspeed	laptime	pit
1	Pit Out	100.7	31.730	120.1	43.296			1:57.251		7	<u>36.580</u>	<u>105.4</u>	31.496	122.2	41.873		<u>223.1</u>	1:49.949	
2	37.140	97.9	31.159	<u>126.9</u>	42.070		220.9	1:50.369		8	36.757	102.1	<u>30.661</u>	119.6	41.849		217.3	<u>1:49.267</u>	
3	36.846	101.1	30.747	122.6	41.746		217.3	1:49.339		9	36.592	103.9	30.988	122.6	41.879		216.9	1:49.459	
4	36.674	103.1	30.926	121.5	<u>41.728</u>		216.9	1:49.328		10	36.751	101.3	30.904	119.9	41.852		218.2	1:49.507	
5	38.544	96.1	31.805	115.8	Pit In		215.1	2:02.874		11	38.510	100.1	31.521	117.9	42.755		218.6	1:52.786	
6	Pit Out	96.3	31.612	119.6	47.305			4:45.130		12									

95 JOSE ANTONIO RUEDA (ES)										HONDA									
lap	Sect-1	Speed	Sect-2	Speed	Sect-3	Speed	TopSpeed	laptime	pit	lap	Sect-1	Speed	Sect-2	Speed	Sect-3	Speed	Topspeed	laptime	pit
1	Pit Out	99.4	31.848	116.0	42.381			1:56.646		10	36.979	101.6	30.993	119.3	41.986		216.4	1:49.958	
2	37.647	96.8	31.326	113.8	42.470		219.1	1:51.443		11	37.444	98.9	31.563	114.8	Pit In		217.3	2:03.893	
3	36.981	100.3	30.921	119.1	41.827		225.9	1:49.729		12	Pit Out	99.4	31.106	116.1	45.726			8:22.406	
4	36.671	100.6	<u>30.857</u>	117.6	<u>41.656</u>		224.1	<u>1:49.184</u>		13	38.448	96.9	30.884	117.0	42.000		228.8	1:51.332	
5	37.564	96.0	31.460	114.5	Pit In		225.0	2:01.793		14	<u>36.339</u>	<u>105.5</u>	30.978	<u>120.0</u>	41.877		<u>235.8</u>	1:49.194	
6	Pit Out	97.5	31.321	116.5	42.344			4:40.810		15	38.206	103.9	32.598	112.9	44.331		219.5	1:55.135	
7	36.969	<u>105.5</u>	31.049	116.0	42.989		217.7	1:51.007		16	36.474	98.4	30.936	118.0	41.859		231.8	1:49.269	
8	36.793	101.8	30.916	115.6	42.154		219.5	1:49.863		17	38.135	96.5	32.374	111.2	43.331		225.5	1:53.840	
9	37.852	96.9	31.894	113.6	42.194		219.1	1:51.940		18									

96 DANIEL HOLGADO (ES)										GASGAS									
lap	Sect-1	Speed	Sect-2	Speed	Sect-3	Speed	TopSpeed	laptime	pit	lap	Sect-1	Speed	Sect-2	Speed	Sect-3	Speed	Topspeed	laptime	pit
1	Pit Out	90.0	33.858	110.4	43.746			2:15.119		6	40.948	101.3	31.796	117.5	Pit In		175.9	2:05.298	
2	36.431	98.5	31.091	114.9	<u>41.717</u>		230.8	1:49.239		7	Pit Out	90.5	32.951	112.9	44.066			5:16.691	
3	36.293	96.3	31.395	108.4	41.984		<u>235.3</u>	1:49.672		8	36.505	101.1	<u>30.500</u>	<u>127.1</u>	42.112		226.4	1:49.117	
4	<u>36.003</u>	102.0	31.258	120.0	42.074		234.8	1:49.335		9	40.705	97.5	33.016	107.4	Pit In		221.8	2:08.026	
5	36.307	<u>107.0</u>	31.014	118.7	41.724		225.0	<u>1:49.045</u>		10	Pit Out	102.3	31.130	120.1	Pit In		228.3	4:25.627	