



FIM CEV REPSOL 2021

Autódromo Internacional do Algarve

Moto 3

1 - 4 July 2021

Laps and Sector Times - Free Practice 2

Autodromo Internacional Algarve - 4592 mtr.

7 FILIPPO FARIOLI (ITA)										HUSQVARNA									
lap	Sect-1	Speed	Sect-2	Speed	Sect-3	Speed	TopSpeed	laptime	pit	lap	Sect-1	Speed	Sect-2	Speed	Sect-3	Speed	Topspeed	laptime	pit
1	Pit Out	94.2	31.750	110.7	49.378			2:05.234		9	37.276	100.3	31.190	117.5	42.808		221.3	1:51.274	
2		37.620	98.6	31.275	117.6	42.509	217.3	1:51.404		10	37.411	103.3	32.158	112.5	Pit In		219.5	2:00.995	
3		37.164	98.8	31.327	<u>120.3</u>	42.231	225.0	1:50.722		11	Pit Out	<u>159.8</u>	36.332	118.8	42.420			7:12.991	
4		38.398	86.0	35.757	108.5	49.696	222.7	2:03.851		12	36.781	98.6	<u>30.973</u>	113.3	<u>42.220</u>		226.9	<u>1:49.974</u>	
5		37.411	100.5	31.428	111.7	48.589	219.1	1:57.428		13	<u>36.634</u>	101.6	31.319	114.3	42.293		230.3	1:50.246	
6		37.140	104.4	31.694	116.5	Pit In	<u>231.3</u>	2:00.187		14	36.776	101.6	31.085	117.5	42.423		226.9	1:50.284	
7	Pit Out	94.9	33.071	113.1	46.409			5:49.504		15	36.892	99.8	31.118	114.6	42.266		224.1	1:50.276	
8		38.187	97.8	31.488	116.6	42.894	213.9	1:52.569		16	37.133	98.7	31.149	117.9	42.483		224.1	1:50.765	

9 COLLI N VEIJER (NED)										HUSQVARNA									
lap	Sect-1	Speed	Sect-2	Speed	Sect-3	Speed	TopSpeed	laptime	pit	lap	Sect-1	Speed	Sect-2	Speed	Sect-3	Speed	Topspeed	laptime	pit
1	Pit Out	91.3	32.135	114.6	49.469			2:06.193		6	Pit Out	96.0	31.794	115.3	Pit In			14:28.150	
2		37.585	92.4	<u>31.430</u>	<u>117.5</u>	<u>42.165</u>	233.3	1:51.180		7	Pit Out	88.2	36.290	99.8	51.681			7:48.575	
3		<u>36.991</u>	98.4	31.525	116.3	42.171	233.3	<u>1:50.687</u>		8	37.590	96.0	32.100	111.1	Pit In		225.0	2:01.592	
4		37.605	87.8	32.843	114.9	58.567	<u>234.3</u>	2:09.015		9	Pit Out	<u>98.8</u>	32.416	111.3	43.494			5:16.546	
5		37.461	93.7	31.997	111.5	Pit In	231.8	2:07.284		10									

10 NICOLA FABIO CARRARO (ITA)										TM RACING									
lap	Sect-1	Speed	Sect-2	Speed	Sect-3	Speed	TopSpeed	laptime	pit	lap	Sect-1	Speed	Sect-2	Speed	Sect-3	Speed	Topspeed	laptime	pit
1	Pit Out	91.1	32.583	112.4	44.952			2:03.305		6	42.353	96.8	32.743	118.3	Pit In		216.4	2:09.788	
2		38.870	91.8	33.546	117.8	52.066	217.7	2:04.482		7	Pit Out	93.3	35.834	114.6	49.970			18:31.009	
3		<u>37.150</u>	<u>101.5</u>	31.937	118.0	<u>42.368</u>	222.2	<u>1:51.455</u>		8	37.225	96.9	<u>31.377</u>	<u>123.7</u>	45.786		<u>225.9</u>	1:54.388	
4		37.211	97.0	31.761	119.3	42.909	220.9	1:51.881		9	37.848	96.1	31.852	116.1	Pit In		224.1	2:52.104	
5		37.666	95.2	31.949	118.6	42.548	215.6	1:52.163		10									

13 MARCO TAPIA (ES)										HONDA									
lap	Sect-1	Speed	Sect-2	Speed	Sect-3	Speed	TopSpeed	laptime	pit	lap	Sect-1	Speed	Sect-2	Speed	Sect-3	Speed	Topspeed	laptime	pit
1	Pit Out	91.3	32.160	114.9	44.132			2:04.515		9	36.780	103.2	31.496	119.9	<u>42.052</u>		229.8	1:50.328	
2		37.115	97.3	31.590	115.8	42.117	225.5	1:50.822		10	36.910	101.2	31.234	122.2	42.618		<u>232.3</u>	1:50.762	
3		39.341	98.2	31.562	124.3	42.491	222.2	1:53.394		11	<u>36.696</u>	100.6	<u>31.231</u>	<u>124.9</u>	42.341		228.3	<u>1:50.268</u>	
4		37.369	97.0	31.515	116.1	42.218	220.4	1:51.102		12	38.492	98.5	31.483	120.8	42.986		221.3	1:52.961	
5		37.012	100.8	31.250	119.6	42.510	220.9	1:50.772		13	37.112	106.6	34.865	118.0	42.762		225.0	1:54.739	
6		37.173	98.9	31.321	118.3	42.372	218.6	1:50.866		14	43.021	91.7	32.316	121.6	43.222		214.3	1:58.559	
7		39.944	99.4	33.541	106.4	Pit In	219.5	2:08.922		15	37.885	<u>114.6</u>	47.086	108.4	Pit In		213.0	2:24.899	
8	Pit Out	93.8	32.920	119.2	46.980			11:29.338		16									

16 MARIO SURYO AJI (INA)										HONDA									
lap	Sect-1	Speed	Sect-2	Speed	Sect-3	Speed	TopSpeed	laptime	pit	lap	Sect-1	Speed	Sect-2	Speed	Sect-3	Speed	Topspeed	laptime	pit
1	Pit Out	94.7	32.589	112.1	44.470			1:59.813		7	37.268	102.5	31.380	121.9	42.587		221.3	1:51.235	
2		37.050	101.4	31.326	116.0	42.214	226.9	1:50.590		8	37.502	102.6	31.423	115.4	42.625		220.9	1:51.550	
3		36.759	<u>104.9</u>	31.358	120.5	42.647	<u>230.8</u>	1:50.764		9	38.009	98.0	32.633	114.3	Pit In		218.6	2:06.076	
4		37.740	97.7	31.886	117.8	Pit In	222.7	2:03.201		10	Pit Out	100.0	32.223	<u>124.1</u>	46.567			7:02.676	
5	Pit Out	101.8	31.567	119.9	42.505			7:12.277		11	36.841	99.6	30.981	120.5	<u>41.942</u>		225.5	<u>1:49.764</u>	
6		37.180	104.3	31.759	120.1	42.343	220.4	1:51.282		12	36.865	103.2	35.218	113.9	42.339		222.2	1:54.422	

17 DANIEL MUÑOZ (ES)										KTM									
lap	Sect-1	Speed	Sect-2	Speed	Sect-3	Speed	TopSpeed	laptime	pit	lap	Sect-1	Speed	Sect-2	Speed	Sect-3	Speed	Topspeed	laptime	pit
1	Pit Out	94.7	32.201		Pit In			2:16.391		9	36.932	102.1	31.020		42.043		225.5	1:49.995	
2	Pit Out	<u>104.2</u>	31.818		42.913			2:16.245		10	36.753	102.1	30.996		42.100		220.9	1:49.849	
3		37.182	99.1	31.155	122.4	42.421	220.4	1:50.758		11	36.723	103.4	31.112		42.038		225.9	1:49.873	
4		37.327	99.8	31.193	122.4	42.548	217.7	1:51.068		12	36.927	100.8	<u>30.753</u>		42.298		218.6	1:49.978	
5		36.940	99.2	31.656		45.285	<u>229.3</u>	1:53.881		13	<u>36.710</u>	99.2	31.004		<u>41.904</u>		225.0	<u>1:49.618</u>	
6		37.243	101.4	31.314		Pit In	221.3	2:03.162		14	36.746	100.3	31.076		Pit In		227.4	1:59.144	
7	Pit Out	94.2	31.698		42.431			9:32.491		15	Pit Out	99.0	31.204		42.440			4:33.294	
8		36.901	101.0	30.978		42.251	220.4	1:50.130		16									

FIM CEV REPSOL 2021

Autódromo Internacional do Algarve

Moto 3
1 - 4 July 2021
Laps and Sector Times - Free Practice 2
Autodromo Internacional Algarve - 4592 mtr.

19 ALESSANDRO MOROSI (ITA)										HUSQVARNA									
lap	Sect-1	Speed	Sect-2	Speed	Sect-3	Speed	TopSpeed	laptime	pit	lap	Sect-1	Speed	Sect-2	Speed	Sect-3	Speed	Topspeed	laptime	pit
1	Pit Out	85.9	32.123		49.786			2:06.410		10	37.368	96.1	32.443		43.208		222.2	1:53.019	
2		37.826	93.9	31.716		43.063		228.3	1:52.605	11	37.509	98.3	31.400		42.917		220.0	1:51.826	
3		37.004	98.9	31.658		42.772		230.3	1:51.434	12	38.585	92.9	32.610		Pit In		216.0	2:07.268	
4		37.515	93.5	33.297		53.981		221.8	2:04.793	13	Pit Out	99.5	33.549		44.079			5:02.415	
5		38.105	94.4	31.510		42.895		217.3	1:52.510	14	37.172	98.0	<u>30.957</u>		42.156		230.3	1:50.285	
6		37.715	100.2	31.507		Pit In		225.9	2:01.545	15	<u>36.876</u>	99.2	31.075		<u>41.986</u>		<u>230.8</u>	<u>1:49.937</u>	
7	Pit Out	96.5	33.643		51.615			4:02.657		16	37.007	99.4	31.029		42.221		229.8	1:50.257	
8		38.217	96.1	32.043		44.235		219.5	1:54.495	17	37.156	98.1	31.043		43.376		225.0	1:51.575	
9		39.264	<u>101.2</u>	32.460		42.775		216.9	1:54.499	18	39.840	92.7	34.726		43.355		219.5	1:57.921	

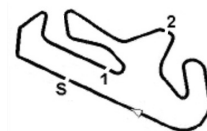
20 JOSÉ JULIÁN GARCÍA (ES)										HONDA									
lap	Sect-1	Speed	Sect-2	Speed	Sect-3	Speed	TopSpeed	laptime	pit	lap	Sect-1	Speed	Sect-2	Speed	Sect-3	Speed	Topspeed	laptime	pit
1	Pit Out	92.5	32.495	113.0	50.583			2:08.867		8	Pit Out	<u>115.9</u>	39.503	111.7	43.119			11:04.035	
2		37.324	99.3	31.274	<u>123.1</u>	42.452		229.3	1:51.050	9	37.566	95.9	31.321	117.8	42.424		<u>231.3</u>	1:51.311	
3		36.821	103.8	31.566	115.5	42.259		230.8	1:50.646	10	36.831	101.7	<u>31.135</u>	116.0	<u>41.967</u>		225.5	<u>1:49.933</u>	
4		38.183	91.7	35.854	109.8	Pit In		225.9	2:22.005	11	<u>36.682</u>	102.9	31.213	114.2	42.116		225.0	1:50.011	
5	Pit Out	95.3	31.823	117.0	42.929			5:37.785		12	36.820	113.1	34.933	113.0	51.886		221.3	2:03.639	
6		37.047	104.7	31.693	116.5	42.399		223.1	1:51.139	13	37.153	101.2	31.249	121.6	42.507		220.0	1:50.909	
7		40.180	97.4	33.192	118.2	Pit In		219.5	2:10.714	14	39.659	91.6	33.382	115.0	43.994		218.2	1:57.035	

21 HARRISON VOIGHT (AUS)										HONDA									
lap	Sect-1	Speed	Sect-2	Speed	Sect-3	Speed	TopSpeed	laptime	pit	lap	Sect-1	Speed	Sect-2	Speed	Sect-3	Speed	Topspeed	laptime	pit
1	Pit Out	87.7	32.825	111.6	Pit In			2:19.605		6	37.301	<u>99.8</u>	31.254	115.9	41.939		224.1	1:50.494	
2	Pit Out	92.8	31.848	114.2	42.184			2:21.757		7	37.961	97.8	31.916	115.3	43.150		<u>228.8</u>	1:53.027	
3		37.318	99.2	31.163	118.2	<u>41.828</u>		228.3	<u>1:50.309</u>	8	39.192	91.6	32.896	113.8	Pit In		222.7	2:05.032	
4		39.092	93.8	31.344	117.3	42.205		225.5	1:52.641	9	Pit Out	99.4	41.277	113.0	43.085			12:45.112	
5		37.347	97.6	31.185	<u>118.3</u>	45.763		225.0	1:54.295	10									

23 DAVID REAL (ES)										KTM									
lap	Sect-1	Speed	Sect-2	Speed	Sect-3	Speed	TopSpeed	laptime	pit	lap	Sect-1	Speed	Sect-2	Speed	Sect-3	Speed	Topspeed	laptime	pit
1	Pit Out	94.2	33.513	112.7	51.377			2:11.190		10	37.595	98.9	31.858	115.9	42.834		218.2	1:52.287	
2		38.318	91.4	33.523	109.6	45.748		220.0	1:57.589	11	36.920	105.2	31.799	112.5	42.871		225.0	1:51.590	
3		37.561	97.6	31.678	113.8	42.476		220.0	1:51.715	12	37.349	103.5	<u>31.404</u>	<u>119.5</u>	42.976		221.3	1:51.729	
4		37.738	95.7	32.189	116.4	42.979		223.6	1:52.906	13	37.556	96.6	33.543	113.9	43.423		220.0	1:54.522	
5		37.559	96.0	31.920	111.8	42.721		222.2	1:52.200	14	37.983	97.2	31.411	115.4	<u>42.349</u>		225.5	1:51.743	
6		38.898	102.1	31.738	117.1	43.382		223.6	1:54.018	15	<u>36.861</u>	101.0	31.728	110.1	42.736		<u>228.3</u>	<u>1:51.325</u>	
7		38.269	96.3	32.653	<u>119.5</u>	42.805		216.9	1:53.727	16	38.722	100.5	34.296	110.3	48.780		219.5	2:01.798	
8		37.436	100.5	31.853	108.2	Pit In		220.4	2:04.615	17	37.498	100.5	31.740	116.8	43.428		221.3	1:52.666	
9	Pit Out	94.4	35.298	108.5	45.054			7:54.858		18	38.764	<u>108.3</u>	34.888	111.7	45.110		211.8	1:58.762	

24 IVAN ORTOLÁ (ES)										KTM									
lap	Sect-1	Speed	Sect-2	Speed	Sect-3	Speed	TopSpeed	laptime	pit	lap	Sect-1	Speed	Sect-2	Speed	Sect-3	Speed	Topspeed	laptime	pit
1	Pit Out	91.9	32.700	117.9	Pit In			2:23.933		10	37.043	101.1	31.338	117.8	42.463		224.5	1:50.844	
2	Pit Out	102.8	32.447	115.4	42.554			2:23.245		11	36.861	102.1	31.170	116.4	42.202		224.5	1:50.233	
3		36.920	99.5	31.442	120.7	42.656		225.5	1:51.018	12	38.360	94.8	32.175	114.0	Pit In		226.9	2:04.695	
4		37.362	99.9	31.356	121.8	42.634		222.7	1:51.352	13	Pit Out	100.6	36.861	113.9	50.412			6:32.003	
5		36.909	99.2	31.296	120.0	42.500		224.5	1:50.705	14	36.752	103.2	<u>30.881</u>	121.1	47.953		228.3	1:55.586	
6		36.746	104.9	31.708	121.5	42.404		226.4	1:50.858	15	36.726	102.1	30.897	112.0	<u>41.836</u>		<u>232.8</u>	<u>1:49.459</u>	
7		36.773	101.4	31.286	121.9	42.365		228.8	1:50.424	16	<u>36.464</u>	103.1	31.039	121.3	42.532		227.4	1:50.035	
8		41.273	106.0	36.873	112.6	52.348		222.2	2:10.494	17	36.725	<u>107.9</u>	37.154	120.9	44.083		217.7	1:57.962	
9		38.041	99.1	33.073	<u>123.1</u>	44.793		219.1	1:55.907	18	36.493	104.7	31.138	120.3	42.287		224.5	1:49.918	

26 SCOTT JAMES OGDEN (GBR)										GASGAS									
lap	Sect-1	Speed	Sect-2	Speed	Sect-3	Speed	TopSpeed	laptime	pit	lap	Sect-1	Speed	Sect-2	Speed	Sect-3	Speed	Topspeed	laptime	pit
1	Pit Out	94.2	32.085	110.9	50.417			2:06.551		9	37.638	111.5	36.918	117.6	43.698		221.3	1:58.254	
2		37.930	95.4	31.413	113.1	42.215		228.8	1:51.558	10	37.496	97.7	31.390	118.8	42.848		216.9	1:51.734	
3		37.304	96.3	31.493	114.0	46.406		<u>231.8</u>	1:55.203	11	37.413	98.7	31.636	115.3	Pit In		219.1	2:04.191	
4		37.245	100.1	32.379	109.3	57.097		225.5	2:06.721	12	Pit Out	<u>125.7</u>	39.904	111.0	53.845			10:29.758	
5		37.033	97.2	32.005	115.3	52.889		229.3	2:01.927	13	36.894	96.9	31.480	118.3	<u>42.147</u>		228.8	1:50.521	



FIM CEV REPSOL 2021

Autódromo Internacional do Algarve

Moto 3

1 - 4 July 2021

Laps and Sector Times - Free Practice 2
Autodromo Internacional Algarve - 4592 mtr.

6	37.020	106.2	31.920	118.3	42.384	226.4	1:51.324	14	<u>36.598</u>	103.5	31.323	113.7	42.273	<u>231.8</u>	<u>1:50.194</u>
7	37.220	99.7	31.329	117.3	42.218	222.7	1:50.767	15	36.943	102.3	31.600	118.0	50.638	229.3	1:59.181
8	37.211	98.5	31.349	<u>120.5</u>	47.853	221.8	1:56.413	16	37.045	97.6	<u>31.230</u>	119.5	42.300	230.3	1:50.575

31 EDWARD ANDREW O'SHEA (GBR)									HONDA								
lap	Sect-1	Speed	Sect-2	Speed	Sect-3	Speed	TopSpeed	laptime pit	lap	Sect-1	Speed	Sect-2	Speed	Sect-3	Speed	Topspeed	laptime pit
1	Pit Out	95.3	32.517	113.8	43.450			1:59.620	8	Pit Out	96.4	32.284	107.6	43.468			7:04.767
2	37.842	93.8	31.727	114.5	42.697		226.9	1:52.266	9	37.567	96.6	31.736	115.5	42.205		220.4	1:51.508
3	37.316	97.7	31.574	114.8	42.506		231.8	1:51.396	10	40.516	<u>99.1</u>	33.427	113.1	44.088		224.5	1:58.031
4	37.684	94.7	31.684	116.3	43.159		225.9	1:52.527	11	37.210	92.0	31.362	117.5	42.718		229.8	1:51.290
5	37.924	97.3	32.030	112.3	44.141		217.7	1:54.095	12	36.986	95.7	31.452	<u>117.8</u>	42.143		228.8	<u>1:50.581</u>
6	37.657	96.7	31.888	<u>117.8</u>	42.912		229.3	1:52.457	13	38.073	95.4	<u>31.308</u>	116.6	<u>42.128</u>		225.0	1:51.509
7	41.125	93.4	32.019	117.0	Pit In		216.9	2:08.224	14								

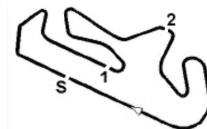
32 TAKUMA MATSUYAMA (JPN)									HONDA								
lap	Sect-1	Speed	Sect-2	Speed	Sect-3	Speed	TopSpeed	laptime pit	lap	Sect-1	Speed	Sect-2	Speed	Sect-3	Speed	Topspeed	laptime pit
1	Pit Out	102.7	32.447	112.6	43.231			1:59.042	7	36.971	103.3	31.173	123.0	48.366		226.9	1:56.510
2	37.372	99.2	31.209	115.6	42.089		229.8	1:50.670	8	36.828	95.7	31.520	115.9	<u>41.979</u>		<u>234.8</u>	<u>1:50.327</u>
3	36.939	100.1	31.273	120.0	42.368		233.3	1:50.580	9	39.649	98.9	31.271	115.9	42.628		228.8	1:53.548
4	<u>36.803</u>	<u>106.3</u>	31.710	118.3	44.667		228.3	1:53.180	10	37.068	100.2	31.481	119.1	48.834		225.5	1:57.383
5	37.597	99.0	31.981	105.6	Pit In		213.4	2:02.427	11	36.937	100.4	<u>31.048</u>	<u>125.3</u>	42.506		223.1	1:50.491
6	Pit Out	97.0	32.396	111.3	44.972			19:58.353	12								

33 TATCHAKORN BUASRI (THA)									HONDA								
lap	Sect-1	Speed	Sect-2	Speed	Sect-3	Speed	TopSpeed	laptime pit	lap	Sect-1	Speed	Sect-2	Speed	Sect-3	Speed	Topspeed	laptime pit
1	Pit Out	93.1	32.452	116.9	43.236			1:59.257	10	36.978	96.3	31.117	123.6	42.259		225.5	1:50.354
2	37.311	100.7	31.432	123.4	43.085		227.4	1:51.828	11	42.302	91.1	34.623	112.7	Pit In		223.1	2:12.466
3	37.225	99.0	31.382	120.5	42.293		225.9	1:50.900	12	Pit Out	96.5	32.660	124.0	44.084			4:55.136
4	36.841	119.1	37.578	120.9	42.259		222.7	1:56.678	13	36.976	100.0	31.266	120.7	49.060		224.1	1:57.302
5	37.018	98.9	31.251	122.2	42.314		226.9	1:50.583	14	<u>36.736</u>	98.4	31.152	117.3	<u>42.161</u>		<u>228.8</u>	<u>1:50.049</u>
6	37.444	<u>119.9</u>	38.138	114.5	Pit In		225.9	2:12.492	15	36.920	102.3	33.299	108.9	43.708		224.1	1:53.927
7	Pit Out	99.4	32.251	119.3	42.617			5:12.570	16	36.747	103.3	31.336	126.2	49.916		222.7	1:57.999
8	37.081	97.1	31.414	125.1	42.489		223.1	1:50.984	17	37.053	100.7	<u>30.982</u>	<u>126.3</u>	42.482		224.5	1:50.517
9	37.023	101.0	31.208	123.0	42.264		224.1	1:50.495	18								

38 DAVID SALVADOR (ES)									TM RACING								
lap	Sect-1	Speed	Sect-2	Speed	Sect-3	Speed	TopSpeed	laptime pit	lap	Sect-1	Speed	Sect-2	Speed	Sect-3	Speed	Topspeed	laptime pit
1	Pit Out	101.5	32.173	117.6	45.835			2:01.820	7	Pit Out	96.0	36.589	117.5	43.985			18:32.017
2	37.556	102.1	31.956	115.9	42.475		220.9	1:51.987	8	37.197	99.0	<u>31.257</u>		48.803		221.3	1:57.257
3	37.137	103.3	31.722	116.8	42.552		220.0	1:51.411	9	<u>36.818</u>	102.0	31.296	113.0	<u>41.971</u>		<u>233.3</u>	<u>1:50.085</u>
4	42.362	90.3	40.763	113.3	46.486		217.7	2:09.611	10	37.119	98.8	31.490	116.3	46.849		225.5	1:55.458
5	37.363	99.3	31.408	117.1	42.141		220.0	1:50.912	11	36.939	103.2	32.033	119.9	43.401		224.5	1:52.373
6	36.992	<u>105.6</u>	31.800	<u>120.1</u>	Pit In		222.2	2:04.618	12	37.358	97.2	31.485	109.0	43.229		216.0	1:52.072

45 CLÉMENT ROUGÉ (FRA)									HUSQVARNA								
lap	Sect-1	Speed	Sect-2	Speed	Sect-3	Speed	TopSpeed	laptime pit	lap	Sect-1	Speed	Sect-2	Speed	Sect-3	Speed	Topspeed	laptime pit
1	Pit Out	93.5	32.245	115.0	49.912			2:05.294	9	40.388	95.9	33.934	107.6	Pit In		217.7	2:07.575
2	37.559	98.8	31.541	118.0	42.369		227.8	1:51.469	10	Pit Out	91.5	33.154	113.7	44.808			8:26.822
3	37.175	101.0	31.464	118.4	42.461		228.8	1:51.100	11	37.100	97.1	31.559	118.4	<u>42.015</u>		225.0	1:50.674
4	37.257	99.0	32.049	110.1	53.480		225.0	2:02.786	12	<u>36.850</u>	100.3	<u>31.257</u>	115.5	42.169		<u>229.8</u>	<u>1:50.276</u>
5	37.327	96.6	31.635	114.8	Pit In		224.5	2:06.554	13	36.930	100.7	31.273	119.2	42.246		225.5	1:50.449
6	Pit Out	99.6	32.175	<u>120.4</u>	43.614			6:14.513	14	36.933	104.3	31.580	118.3	48.989		224.5	1:57.502
7	37.658	<u>105.6</u>	32.134	116.6	42.991		216.4	1:52.783	15	37.317	99.0	31.509	119.1	42.128		225.0	1:50.954
8	37.638	99.2	31.688	114.4	42.972		216.4	1:52.298	16								

55 NOAH DETTWILER (ch)									KTM								
lap	Sect-1	Speed	Sect-2	Speed	Sect-3	Speed	TopSpeed	laptime pit	lap	Sect-1	Speed	Sect-2	Speed	Sect-3	Speed	Topspeed	laptime pit
1	Pit Out	92.5	32.999	112.3	51.736			2:10.022	8	40.380	98.7	32.462	115.8	Pit In		205.7	2:07.622
2	37.944	97.0	32.113	116.1	43.304		221.8	1:53.361	9	Pit Out	97.0	35.680	114.2	49.615			14:43.715
3	37.641	96.6	31.888	115.0	43.011		221.3	1:52.540	10	37.469	<u>107.7</u>	33.254	113.7	45.131		217.7	1:55.854
4	37.828	100.1	31.756	120.0	43.199		216.9	1:52.783	11	37.928	100.4	32.350	115.0	43.140		<u>225.0</u>	1:53.418



FIM CEV REPSOL 2021

Autódromo Internacional do Algarve

Moto 3

1 - 4 July 2021

Laps and Sector Times - Free Practice 2
Autodromo Internacional Algarve - 4592 mtr.

5	37.507	100.7	31.778	115.4	48.954	219.5	1:58.239	12	37.189	100.5	<u>31.461</u>	115.5	42.477	222.2	<u>1:51.127</u>
6	37.540	100.1	31.711	114.4	42.998	220.4	1:52.249	13	37.217	103.2	31.689	<u>120.9</u>	49.569	218.2	1:58.475
7	37.530	100.6	31.787	118.9	42.839	218.2	1:52.156	14	<u>37.181</u>	101.9	31.536	119.1	<u>42.414</u>	223.1	1:51.131

57 SHO NISHIMURA (JPN)									KTM										
lap	Sect-1	Speed	Sect-2	Speed	Sect-3	Speed	TopSpeed	laptime	pit	lap	Sect-1	Speed	Sect-2	Speed	Sect-3	Speed	Topspeed	laptime	pit
1	Pit Out	93.0	32.677	114.5	51.603			2:09.636		5	37.875	98.9	32.395	114.5	45.943		224.1	1:56.213	
2	37.479	98.0	31.643	120.0	42.985		224.5	1:52.107		6	37.255	101.3	31.675	117.0	Pit In		226.4	2:03.544	
3	37.280	100.4	<u>31.435</u>	122.7	42.799		221.8	<u>1:51.514</u>		7	Pit Out	99.1	31.650	<u>126.8</u>	<u>42.387</u>			11:07.423	
4	44.135	<u>122.6</u>	40.783	102.5	54.738		216.9	2:19.656		8									

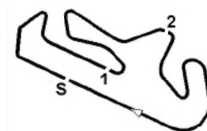
58 LUCA LUNETTA (ITA)									HUSQVARNA										
lap	Sect-1	Speed	Sect-2	Speed	Sect-3	Speed	TopSpeed	laptime	pit	lap	Sect-1	Speed	Sect-2	Speed	Sect-3	Speed	Topspeed	laptime	pit
1	Pit Out	94.2	32.352	107.6	49.579			2:06.143		9	39.547	92.8	31.428	120.7	43.911		222.7	1:54.886	
2	37.469	95.7	31.487	115.3	42.186		233.8	1:51.142		10	37.291	95.7	31.279	116.9	41.919		230.8	1:50.489	
3	36.913	98.2	31.452	121.9	42.355		232.8	1:50.720		11	37.147	97.6	<u>31.215</u>	121.6	<u>41.668</u>		222.2	<u>1:50.030</u>	
4	37.619	94.8	36.006	112.3	55.276		227.8	2:08.901		12	<u>36.874</u>	99.1	31.383	114.0	41.926		<u>235.3</u>	1:50.183	
5	37.325	96.6	32.273	107.7	Pit In		231.8	2:07.234		13	37.510	<u>105.8</u>	32.876	114.6	50.032		226.9	2:00.418	
6	Pit Out	96.8	31.916	115.9	42.319			12:55.743		14	36.976	102.3	31.497	121.2	49.550		227.4	1:58.023	
7	36.949	103.3	31.829	119.2	42.224		224.1	1:51.002		15	37.133	98.2	31.281	<u>122.7</u>	42.121		221.3	1:50.535	
8	37.141	98.3	31.354	118.9	42.074		224.1	1:50.569		16									

63 SYARIFUDDIN AZMAN (MY)									HONDA										
lap	Sect-1	Speed	Sect-2	Speed	Sect-3	Speed	TopSpeed	laptime	pit	lap	Sect-1	Speed	Sect-2	Speed	Sect-3	Speed	Topspeed	laptime	pit
1	Pit Out	90.8	32.264	108.7	Pit In			2:17.545		10	36.891	99.5	<u>30.865</u>	119.3	<u>41.690</u>		223.1	<u>1:49.446</u>	
2	Pit Out	95.2	31.661	113.4	44.455			2:22.530		11	36.914	101.3	31.565	119.3	42.384		224.1	1:50.863	
3	36.622	<u>111.5</u>	32.666	116.6	41.990		225.9	1:51.278		12	37.286	101.6	31.387	108.9	44.848		216.0	1:53.521	
4	37.587	96.0	31.444	119.2	42.304		220.4	1:51.335		13	36.851	97.0	31.120	119.9	41.695		222.2	1:49.666	
5	37.507	99.8	31.119	117.8	42.221		225.5	1:50.847		14	<u>36.483</u>	102.8	31.148	<u>120.0</u>	42.015		<u>229.8</u>	1:49.646	
6	37.201	103.9	32.295	117.0	42.213		224.5	1:51.709		15	40.862	98.8	32.233	115.3	46.367		218.2	1:59.462	
7	37.185	99.7	31.352	117.1	Pit In		222.2	2:05.507		16	37.065	99.4	31.520	114.8	42.315		218.2	1:50.900	
8	Pit Out	95.6	31.582	113.8	42.068			8:51.680		17	36.969	101.9	31.208	119.3	42.203		217.3	1:50.380	
9	36.687	105.6	31.299	116.8	42.512		223.6	1:50.498		18									

64 DAVID MUÑOZ (ES)									KTM										
lap	Sect-1	Speed	Sect-2	Speed	Sect-3	Speed	TopSpeed	laptime	pit	lap	Sect-1	Speed	Sect-2	Speed	Sect-3	Speed	Topspeed	laptime	pit
1	Pit Out	90.0	32.338		50.090			2:11.954		8	37.017	99.3	31.327		42.453		<u>223.6</u>	1:50.797	
2	37.447	101.8	31.500		<u>42.075</u>		222.2	1:51.022		9	37.224	96.5	31.330		42.200		220.9	1:50.754	
3	37.190	98.3	<u>31.220</u>		42.149		223.1	1:50.559		10	38.362	98.3	31.498		Pit In		<u>223.6</u>	2:04.787	
4	37.212	96.3	33.616		56.464		220.0	2:07.292		11	Pit Out	94.3	32.039		45.126			6:02.366	
5	37.308	97.4	31.474	<u>116.0</u>	Pit In		220.4	2:04.790		12	37.020	<u>106.7</u>	31.696		42.376		215.6	1:51.092	
6	Pit Out	90.2	32.793		45.577			11:04.862		13	<u>36.891</u>	104.4	31.269		42.277		215.1	<u>1:50.437</u>	
7	37.592	98.5	31.358		42.230		217.3	1:51.180		14	39.529	92.0	33.097		Pit In		211.4	2:04.617	

66 JOEL KELSO (AUS)									KTM										
lap	Sect-1	Speed	Sect-2	Speed	Sect-3	Speed	TopSpeed	laptime	pit	lap	Sect-1	Speed	Sect-2	Speed	Sect-3	Speed	Topspeed	laptime	pit
1	Pit Out	97.5	31.632	118.2	43.203			1:57.367		10	36.947	99.2	30.981	118.3	42.334		216.9	1:50.262	
2	37.158	98.9	31.156	116.9	42.301		220.9	1:50.615		11	40.698	90.2	33.758	119.9	52.968		216.4	2:07.424	
3	36.954	99.3	31.114	120.8	42.320		219.5	1:50.388		12	36.814	98.5	31.158	112.3	42.280		226.4	1:50.252	
4	36.989	98.9	31.150	116.4	42.977		218.2	1:51.116		13	37.728	99.8	31.235	117.8	42.260		219.5	1:51.223	
5	37.013	100.2	32.758	93.9	48.681		218.6	1:58.452		14	37.095	99.1	31.188	119.2	42.138		220.9	1:50.421	
6	36.947	101.8	31.286	115.5	Pit In		<u>230.3</u>	2:03.941		15	<u>36.728</u>	102.4	31.723	102.8	44.730		220.4	1:53.181	
7	Pit Out	97.4	31.607	121.2	42.314			7:09.235		16	36.881	100.5	<u>30.823</u>	118.3	<u>41.960</u>		<u>230.3</u>	<u>1:49.664</u>	
8	36.801	<u>103.0</u>	30.904	<u>122.4</u>	42.252		217.7	1:49.957		17	37.525	100.5	35.420	101.5	53.695		220.0	2:06.640	
9	36.951	99.3	31.042	115.4	42.055		216.9	1:50.048		18	36.923	99.9	31.022	118.4	42.121		220.9	1:50.066	

67 GERARD RIU (ES)									KTM										
lap	Sect-1	Speed	Sect-2	Speed	Sect-3	Speed	TopSpeed	laptime	pit	lap	Sect-1	Speed	Sect-2	Speed	Sect-3	Speed	Topspeed	laptime	pit
1	Pit Out	92.3	32.633	110.1	51.969			2:09.351		9	<u>36.683</u>	100.9	31.252	114.8	42.078		229.3	<u>1:50.013</u>	
2	37.424	100.8	31.963	116.4	42.481		225.5	1:51.868		10	36.958	98.7	31.411	115.8	42.878		226.9	1:51.247	
3	37.175	98.7	31.474	<u>119.6</u>	42.595		227.8	1:51.244		11	37.575	99.7	31.349	117.3	42.232		<u>229.8</u>	1:51.156	



FIM CEV REPSOL 2021

Autódromo Internacional do Algarve

Moto 3

1 - 4 July 2021

Laps and Sector Times - Free Practice 2
Autodromo Internacional Algarve - 4592 mtr.

4	37.397	102.2	31.766	118.6	42.956	220.0	1:52.119	12	36.999	98.4	31.253	115.8	42.284	229.3	1:50.536
5	38.185	<u>123.3</u>	38.352	113.2	42.407	217.7	1:58.944	13	37.088	99.6	31.332	116.5	42.236	226.4	1:50.656
6	37.057	104.4	31.753	115.0	Pit In	223.1	2:02.623	14	37.096	100.8	31.645	115.6	48.494	225.0	1:57.235
7	Pit Out	94.1	31.753	116.0	42.349		11:32.582	15	37.294	101.3	31.634	113.0	50.210	218.2	1:59.138
8	36.864	99.3	<u>31.176</u>	115.4	<u>42.030</u>	227.8	1:50.070	16	37.153	99.2	31.977	114.6	43.589	223.6	1:52.719

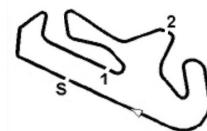
69 RAFFAELE FUSCO (ITA)										TM RACING										
lap	Sect-1	Speed	Sect-2	Speed	Sect-3	Speed	TopSpeed	laptime	pit	lap	Sect-1	Speed	Sect-2	Speed	Sect-3	Speed	Topspeed	laptime	pit	
1	Pit Out	100.5	32.099	<u>119.6</u>	54.716			2:10.786		8	37.067	104.9	36.362		Pit In			225.9	2:06.584	
2	37.566	97.7	35.478		44.345		227.8	1:57.389		9	Pit Out	102.6	35.876		50.565				14:16.015	
3	36.996	101.3	31.592		42.264		226.9	1:50.852		10	36.770	102.8	<u>30.989</u>		47.502			227.8	1:55.261	
4	40.110	97.1	38.195		57.800		223.1	2:16.105		11	36.932	99.9	31.093		<u>41.739</u>			<u>228.8</u>	<u>1:49.764</u>	
5	36.910	<u>107.1</u>	33.894		44.664		<u>228.8</u>	1:55.468		12	<u>36.684</u>	102.7	31.254		42.587			228.3	1:50.525	
6	37.069	102.4	31.591		42.635		<u>228.8</u>	1:51.295		13	39.917	99.9	34.002	117.6	43.482			217.7	1:57.401	
7	42.114	85.2	34.470		43.777		217.3	2:00.361		14	36.862	102.3	31.385	115.4	42.437			227.4	1:50.684	

70 JOSHUA WHATLEY (GBR)										KTM										
lap	Sect-1	Speed	Sect-2	Speed	Sect-3	Speed	TopSpeed	laptime	pit	lap	Sect-1	Speed	Sect-2	Speed	Sect-3	Speed	Topspeed	laptime	pit	
1	Pit Out	92.1	33.006	109.3	Pit In			2:23.839		8	Pit Out	98.1	36.153	117.6	50.781				15:50.795	
2	Pit Out	100.7	31.815	118.8	45.263			2:35.190		9	37.084	100.4	31.506	<u>124.7</u>	46.888			230.3	1:55.478	
3	37.312	99.0	31.519	119.3	<u>42.193</u>		230.8	1:51.024		10	<u>36.719</u>	98.4	31.687	119.5	44.504			<u>233.8</u>	1:52.910	
4	37.364	98.0	31.529	121.3	42.460		224.5	1:51.353		11	37.219	100.4	31.335	116.9	42.393			225.0	1:50.947	
5	39.244	93.7	31.913	116.8	42.581		229.3	1:53.738		12	37.167	100.8	32.537	119.1	43.570			227.8	1:53.274	
6	37.445	<u>102.0</u>	32.039	117.5	42.586		223.6	1:52.070		13	37.130	99.4	<u>31.310</u>	122.0	42.269			224.1	<u>1:50.709</u>	
7	37.329	100.6	31.710	118.2	Pit In		225.0	2:07.333		14										

77 MATTIA VOLPI (ITA)										KTM										
lap	Sect-1	Speed	Sect-2	Speed	Sect-3	Speed	TopSpeed	laptime	pit	lap	Sect-1	Speed	Sect-2	Speed	Sect-3	Speed	Topspeed	laptime	pit	
1	Pit Out	97.4	32.616	110.3	42.982			1:58.409		9	37.386	<u>103.1</u>	31.596	117.0	42.797			218.6	1:51.779	
2	37.739	99.4	31.876	111.6	43.031		220.4	1:52.646		10	37.874	100.8	<u>31.437</u>	111.0	42.905			218.6	1:52.216	
3	39.040	97.6	31.673	114.2	42.613		218.6	1:53.326		11	40.340	91.9	37.716	95.0	Pit In			217.3	2:16.989	
4	37.847	98.1	31.641	115.4	43.082		217.3	1:52.570		12	Pit Out	98.5	31.882	116.6	42.874				4:59.596	
5	39.719	93.6	34.600	104.4	45.474		216.4	1:59.793		13	<u>37.297</u>	96.4	31.557	<u>120.9</u>	42.584			<u>228.3</u>	<u>1:51.438</u>	
6	37.796	99.4	31.639	116.1	42.779		216.0	1:52.214		14	37.459	99.9	31.474	116.3	42.612			220.9	1:51.545	
7	40.095	97.2	36.225	105.3	Pit In		214.7	2:13.339		15	38.224	102.1	32.105	114.6	42.729			219.1	1:53.058	
8	Pit Out	95.9	32.528	118.0	<u>42.544</u>			7:07.923		16	37.933	101.2	37.568	113.1	43.317			216.0	1:58.818	

80 DAVID ALONSO (COL)										GASGAS										
lap	Sect-1	Speed	Sect-2	Speed	Sect-3	Speed	TopSpeed	laptime	pit	lap	Sect-1	Speed	Sect-2	Speed	Sect-3	Speed	Topspeed	laptime	pit	
1	Pit Out	92.9	32.257	106.2	50.517			2:10.080		10	36.802	97.4	31.193	110.5	42.242			227.8	1:50.237	
2	37.102	95.4	31.330	113.9	42.013		230.8	1:50.445		11	36.716	99.0	31.184	111.8	42.062			227.4	1:49.962	
3	36.888	96.6	31.080	112.6	<u>41.912</u>		232.3	<u>1:49.880</u>		12	36.752	99.5	31.134	113.1	42.091			226.9	1:49.977	
4	36.930	90.9	36.995	98.3	54.395		231.3	2:08.320		13	36.845	98.7	<u>31.073</u>	113.6	42.505			225.5	1:50.423	
5	36.993	95.9	31.445	111.0	42.134		<u>234.3</u>	1:50.572		14	36.778	98.6	31.225	112.1	42.115			226.4	1:50.118	
6	38.705	94.7	32.045	110.1	Pit In		225.5	2:05.881		15	36.744	98.8	31.292	112.4	42.163			228.8	1:50.199	
7	Pit Out	97.9	31.776	110.2	43.754			7:39.482		16	<u>36.643</u>	<u>101.9</u>	31.342	111.8	43.170			225.0	1:51.155	
8	37.404	95.7	31.587	111.2	42.254		222.7	1:51.245		17	36.791	97.6	31.098	112.7	49.502			231.3	1:57.391	
9	36.960	96.5	31.276	112.0	41.940		226.9	1:50.176		18	36.872	97.4	31.440	<u>116.0</u>	42.567			228.8	1:50.879	

81 SENNA AGIUS (AUS)										HONDA										
lap	Sect-1	Speed	Sect-2	Speed	Sect-3	Speed	TopSpeed	laptime	pit	lap	Sect-1	Speed	Sect-2	Speed	Sect-3	Speed	Topspeed	laptime	pit	
1	Pit Out	97.7	32.427	107.8	50.503			2:09.374		8	Pit Out	96.9	39.401	110.1	44.794				11:03.723	
2	38.007	96.8	31.640	113.1	42.525		219.1	1:52.172		9	36.797	98.2	31.261	113.7	42.455			231.3	1:50.513	
3	37.171	97.4	31.581	113.9	42.185		229.3	1:50.937		10	37.767	97.4	<u>31.242</u>	112.9	42.226			226.4	1:51.235	
4	36.856	98.7	34.132	106.9	Pit In		<u>231.8</u>	2:21.291		11	<u>36.624</u>	101.2	31.366	108.3	<u>42.141</u>			228.8	<u>1:50.131</u>	
5	Pit Out	95.1	32.036	111.5	43.211			5:37.726		12	36.807	<u>102.8</u>	32.550	<u>116.9</u>	51.854			227.4	2:01.211	
6	37.333	98.5	31.441	110.7	42.225		225.9	1:50.999		13	39.296	97.4	32.008	111.3	43.559			220.4	1:54.863	
7	40.297	92.8	33.092	110.8	Pit In		216.0	2:11.048		14	39.466	99.3	32.828	116.3	Pit In			216.0	2:11.693	



FIM CEV REPSOL 2021

Autódromo Internacional do Algarve

Moto 3

1 - 4 July 2021

Laps and Sector Times - Free Practice 2

Autodromo Internacional Algarve - 4592 mtr.

84 ZONTA VAN DEN GOORBERGH (NED)										HONDA									
lap	Sect-1	Speed	Sect-2	Speed	Sect-3	Speed	TopSpeed	laptime	pit	lap	Sect-1	Speed	Sect-2	Speed	Sect-3	Speed	Topspeed	laptime	pit
1	Pit Out	94.1	32.124	109.5	43.218			1:58.686		8	<u>36.706</u>	101.7	<u>30.977</u>	120.3	42.100		229.8	1:49.783	
2	37.243	98.4	31.436	114.5	42.136		228.8	1:50.815		9	37.127	98.0	31.225	113.7	42.071		222.7	1:50.423	
3	36.759	100.0	31.235	118.9	<u>41.726</u>		230.8	<u>1:49.720</u>		10	36.872	100.8	31.154	114.4	42.106		222.7	1:50.132	
4	37.146	90.1	32.792	113.8	52.937		<u>234.8</u>	2:02.875		11	36.852	103.3	31.089	<u>120.7</u>	54.475		220.4	2:02.416	
5	36.851	101.1	31.235	110.8	41.942		225.5	1:50.028		12	37.028	<u>106.9</u>	35.994	102.0	45.190		219.1	1:58.212	
6	42.707	85.4	34.965	110.2	Pit In		222.7	2:12.934		13	37.261	98.0	33.438	109.1	45.540		220.0	1:56.239	
7	Pit Out	92.2	32.361	113.2	43.773			16:58.023		14									

89 MARCOS URIARTE (ES)										HUSQVARNA									
lap	Sect-1	Speed	Sect-2	Speed	Sect-3	Speed	TopSpeed	laptime	pit	lap	Sect-1	Speed	Sect-2	Speed	Sect-3	Speed	Topspeed	laptime	pit
1	Pit Out	92.0	34.498		43.605			2:04.477		8	37.168	94.2	31.983		Pit In		225.9	2:03.255	
2	39.668	94.5	34.291		Pit In		227.8	2:12.934		9	Pit Out	95.7	31.309		42.916		226.9	6:55.041	
3	Pit Out	96.4	31.598		42.702			9:12.510		10	36.727	97.8	<u>30.876</u>		42.065		226.9	1:49.668	
4	37.172	105.8	34.669		52.609		226.9	2:04.450		11	36.784	97.2	31.009		42.024		<u>229.3</u>	1:49.817	
5	37.409	<u>131.7</u>	36.629		42.430		225.0	1:56.468		12	<u>36.695</u>	102.8	31.046		42.400		226.4	1:50.141	
6	37.247	98.5	31.183		42.232		224.5	1:50.662		13	41.236	123.7	41.306		45.441		217.7	2:07.983	
7	36.821	101.2	31.295		42.117		224.5	1:50.233		14	36.738	97.2	30.973		<u>41.947</u>		228.8	<u>1:49.658</u>	

92 DI OGO MOREIRA (BRA)										HONDA									
lap	Sect-1	Speed	Sect-2	Speed	Sect-3	Speed	TopSpeed	laptime	pit	lap	Sect-1	Speed	Sect-2	Speed	Sect-3	Speed	Topspeed	laptime	pit
1	Pit Out	103.9	32.542	113.8	Pit In			2:18.097		10	36.906	100.9	<u>30.954</u>	118.3	42.060		217.7	1:49.920	
2	Pit Out	100.7	31.703	113.9	45.308			2:23.629		11	43.597	98.5	31.413	118.4	<u>41.949</u>		216.9	1:56.959	
3	37.302	98.9	31.506	117.4	42.210		225.0	1:51.018		12	36.852	101.6	31.041	120.8	41.993		226.4	<u>1:49.886</u>	
4	37.298	100.2	31.463	119.5	42.473		223.6	1:51.234		13	37.042	96.2	31.200	116.3	42.159		<u>231.8</u>	1:50.401	
5	39.503	93.7	31.423	118.3	42.432		216.9	1:53.358		14	37.218	96.3	31.179	<u>123.3</u>	42.169		222.2	1:50.566	
6	37.136	<u>105.1</u>	31.542	119.1	42.350		219.1	1:51.028		15	37.141	100.5	32.670	94.3	48.618		222.7	1:58.429	
7	38.010	99.1	31.978	119.6	Pit In		217.3	2:07.224		16	37.138	103.5	37.770	119.3	42.544		216.0	1:57.452	
8	Pit Out	98.5	31.694	117.5	42.013			8:45.149		17	37.288	100.4	41.018	115.9	Pit In		221.8	2:13.061	
9	<u>36.701</u>	103.8	31.239	119.6	42.032		217.7	1:49.972		18									

95 JOSE ANTONIO RUEDA (ES)										HONDA									
lap	Sect-1	Speed	Sect-2	Speed	Sect-3	Speed	TopSpeed	laptime	pit	lap	Sect-1	Speed	Sect-2	Speed	Sect-3	Speed	Topspeed	laptime	pit
1	Pit Out	87.9	32.078	111.2	Pit In			2:16.967		10	<u>36.529</u>	102.0	<u>30.874</u>	<u>121.9</u>	<u>41.915</u>		229.3	<u>1:49.318</u>	
2	Pit Out	95.8	31.735	109.1	44.489			2:22.834		11	36.622	106.3	31.587	114.0	43.851		225.9	1:52.060	
3	37.151	100.2	31.494	115.5	42.225		220.0	1:50.870		12	36.682	103.4	31.023	115.9	42.573		229.3	1:50.278	
4	38.713	98.4	31.350	115.8	42.060		219.1	1:52.123		13	37.187	<u>106.5</u>	35.502	118.8	42.676		219.1	1:55.365	
5	36.915	100.7	31.239	118.6	42.311		<u>235.3</u>	1:50.465		14	36.846	101.9	31.270	121.2	42.291		224.5	1:50.407	
6	37.009	103.3	31.449	109.9	46.184		223.6	1:54.642		15	36.716	104.2	31.179	118.8	43.006		224.5	1:50.901	
7	37.248	100.8	32.018	117.6	Pit In		223.6	2:05.740		16	39.363	99.8	32.143	109.3	43.781		216.0	1:55.287	
8	Pit Out	95.8	31.432	114.3	42.649			8:49.254		17	38.084	97.9	31.513	117.3	43.353		222.2	1:52.950	
9	36.664	101.1	31.003	116.4	42.258		226.9	1:49.925		18									

96 DANIEL HOLGADO (ES)										GASGAS									
lap	Sect-1	Speed	Sect-2	Speed	Sect-3	Speed	TopSpeed	laptime	pit	lap	Sect-1	Speed	Sect-2	Speed	Sect-3	Speed	Topspeed	laptime	pit
1	Pit Out	97.3	31.750	111.9	50.386			2:07.060		8	36.782	102.0	31.230	118.2	<u>42.248</u>		222.7	<u>1:50.260</u>	
2	37.122	100.0	31.214	116.6	42.322		220.9	1:50.658		9	36.773	101.8	<u>31.094</u>	<u>121.9</u>	42.404		224.5	1:50.271	
3	<u>36.704</u>	102.6	31.179	120.5	42.632		222.2	1:50.515		10	36.937	99.4	31.769	113.9	Pit In		<u>225.0</u>	2:04.146	
4	38.831	93.8	39.173	109.8	51.956		222.2	2:09.960		11	Pit Out	<u>109.5</u>	41.465	112.4	43.613			8:06.688	
5	36.801	98.1	31.106	118.4	Pit In		224.1	2:06.296		12	36.896	100.8	31.268	115.4	42.602		221.8	1:50.766	
6	Pit Out	98.3	32.176	114.3	42.612			7:45.105		13	36.931	105.4	31.492	120.7	42.697		218.6	1:51.120	
7	37.153	104.2	31.409	117.9	42.475		224.5	1:51.037		14	36.930	99.7	31.146	118.7	42.520		217.7	1:50.596	