

## FIM CEV REPSOL 2021

### Autódromo Internacional do Algarve

**Moto 3**

1 - 4 July 2021

**Laps and Sector Times - Free Practice 1**
**Autodromo Internacional Algarve - 4592 mtr.**

7 FILIPPO FARIOLI (ITA)										HUSQVARNA									
lap	Sect-1	Speed	Sect-2	Speed	Sect-3	Speed	TopSpeed	laptime	pit	lap	Sect-1	Speed	Sect-2	Speed	Sect-3	Speed	Topspeed	laptime	pit
1	Pit Out	94.8	32.678	109.5	50.084			2:06.686		10	37.174	99.4	31.537	117.8	42.521		231.3	1:51.232	
2	37.854	90.5	31.851	115.5	42.298		227.4	1:52.003		11	37.891	95.3	32.078	118.6	Pit In		231.8	2:02.127	
3	37.336	95.1	31.408	117.1	41.952		234.3	1:50.696		12	Pit Out	95.7	33.698	113.7	Pit In			6:08.493	
4	37.160	95.2	31.659	115.5	44.546		234.3	1:53.365		13	Pit Out	101.2	31.494	115.3	41.912			2:21.207	
5	37.629	95.8	33.078	110.5	43.032		226.4	1:53.739		14	36.823	<u>102.6</u>	31.328	115.8	47.403		229.3	1:55.554	
6	37.373	98.1	31.889	115.6	42.405		231.8	1:51.667		15	<u>36.598</u>	98.5	<u>30.893</u>	<u>121.2</u>	<u>41.335</u>		232.8	<u>1:48.826</u>	
7	37.424	97.5	31.559	117.6	42.927		230.8	1:51.910		16	36.768	99.7	31.017	117.5	41.611		<u>236.3</u>	1:49.396	
8	38.669	94.0	32.284	120.0	Pit In		225.9	2:04.223		17	37.337	98.9	30.947	121.1	41.821		230.3	1:50.105	
9	Pit Out	97.2	31.678	114.3	42.614			5:39.642		18									

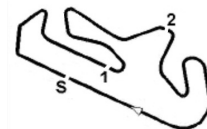
9 COLLIN VEIJER (NED)										HUSQVARNA									
lap	Sect-1	Speed	Sect-2	Speed	Sect-3	Speed	TopSpeed	laptime	pit	lap	Sect-1	Speed	Sect-2	Speed	Sect-3	Speed	Topspeed	laptime	pit
1	Pit Out	90.5	32.473	117.4	43.516			2:00.232		9	36.866	<u>99.4</u>	31.283	121.8	42.534		230.8	1:50.683	
2	37.562	97.5	31.703	122.4	42.488		227.4	1:51.753		10	37.035	97.8	31.125	<u>125.1</u>	41.660		229.8	1:49.820	
3	37.229	95.7	31.513	124.0	42.195		228.8	1:50.937		11	36.836	95.7	31.166	119.5	42.209		231.3	1:50.211	
4	37.156	96.6	31.533	118.6	42.059		229.8	1:50.748		12	40.880	96.1	34.538	67.4	Pit In		227.4	2:10.074	
5	40.853	93.7	32.062	120.1	42.305		227.8	1:55.220		13	Pit Out	93.8	32.729	116.8	47.302			7:30.254	
6	37.226	97.4	31.324	121.9	41.906		229.8	1:50.456		14	36.834	96.1	<u>31.064</u>	123.0	<u>41.484</u>		<u>233.8</u>	<u>1:49.382</u>	
7	37.251	99.2	31.816	114.3	Pit In		228.8	2:03.275		15	<u>36.742</u>	98.1	31.103	119.1	41.811		232.8	1:49.656	
8	Pit Out	96.4	33.387	86.7	46.186			6:57.344		16									

10 NICOLA FABIO CARRARO (ITA)										TM RACING									
lap	Sect-1	Speed	Sect-2	Speed	Sect-3	Speed	TopSpeed	laptime	pit	lap	Sect-1	Speed	Sect-2	Speed	Sect-3	Speed	Topspeed	laptime	pit
1	Pit Out	83.7	35.474	103.8	46.743			2:07.702		7	Pit Out	82.9	33.832	113.8	45.239			11:39.747	
2	37.697	93.9	31.763	115.4	42.610		223.6	1:52.070		8	38.710	<u>112.4</u>	41.941	117.6	42.468		227.8	2:03.119	
3	37.674	93.5	31.577	114.6	42.266		226.4	1:51.517		9	<u>37.266</u>	91.9	31.655	<u>123.3</u>	42.185		226.9	1:51.106	
4	37.414	93.8	31.543	114.0	42.265		229.3	1:51.222		10	38.389	91.4	33.558	116.9	Pit In		226.4	2:03.122	
5	37.723	95.7	31.584	116.5	43.153		229.8	1:52.460		11	Pit Out	96.9	31.533	116.6	42.184			8:47.728	
6	37.324	94.2	32.287	102.6	Pit In		<u>234.3</u>	2:13.988		12	37.319	94.7	<u>31.511</u>	116.6	<u>42.146</u>		222.7	<u>1:50.976</u>	

13 MARCO TAPIA (ES)										HONDA									
lap	Sect-1	Speed	Sect-2	Speed	Sect-3	Speed	TopSpeed	laptime	pit	lap	Sect-1	Speed	Sect-2	Speed	Sect-3	Speed	Topspeed	laptime	pit
1	Pit Out	94.2	32.445	116.0	42.771			1:58.094		10	39.009	100.1	33.103	119.1	Pit In		231.8	2:06.783	
2	37.394	97.9	31.597	124.1	42.447		230.8	1:51.438		11	Pit Out	111.3	37.802	118.7	42.011			5:22.294	
3	37.459	97.8	31.624	119.1	42.296		229.8	1:51.379		12	<u>36.471</u>	105.3	31.465	121.5	41.637		231.8	1:49.573	
4	37.152	99.4	31.340	<u>124.4</u>	42.055		230.8	1:50.547		13	36.660	104.2	31.245	120.1	41.687		230.3	1:49.592	
5	36.892	100.1	31.336	123.7	42.296		229.3	1:50.524		14	36.610	99.6	<u>31.024</u>	119.1	<u>41.525</u>		229.3	<u>1:49.159</u>	
6	38.332	99.6	32.476	114.9	Pit In		228.3	2:05.645		15	36.497	100.1	31.045	122.3	41.744		230.3	1:49.286	
7	Pit Out	100.7	32.284	115.8	42.414			5:55.898		16	39.694	100.9	32.512	115.6	42.725		229.3	1:54.931	
8	36.838	101.3	31.422	122.3	41.909		229.3	1:50.169		17	37.016	100.6	31.359	118.6	41.804		227.4	1:50.179	
9	36.782	101.4	31.430	120.8	41.781		<u>232.3</u>	1:49.993		18									

16 MARIO SURYO AJI (INA)										HONDA									
lap	Sect-1	Speed	Sect-2	Speed	Sect-3	Speed	TopSpeed	laptime	pit	lap	Sect-1	Speed	Sect-2	Speed	Sect-3	Speed	Topspeed	laptime	pit
1	Pit Out	98.0	31.725	114.6	42.996			1:57.186		7	36.640	101.0	31.190	117.1	41.571		235.3	1:49.401	
2	36.766	100.1	31.206	119.1	41.855		232.3	1:49.827		8	36.653	103.3	31.788	118.7	Pit In		234.3	2:04.296	
3	36.581	<u>103.9</u>	31.124	121.1	<u>41.416</u>		233.3	1:49.121		9	Pit Out	100.4	31.474	113.4	57.330			5:22.500	
4	14: 24.391	97.3	31.703	<u>121.6</u>	41.902		0.1	15:37.996		10	36.774	101.7	31.115	117.1	41.635		237.4	1:49.524	
5	36.758	101.7	31.185	115.8	41.618		229.3	1:49.561		11	<u>36.327</u>	100.7	<u>31.029</u>	116.8	41.491		<u>238.9</u>	<u>1:48.847</u>	
6	37.542	93.2	32.011	118.3	44.309		231.3	1:53.862		12	37.357	96.9	31.306	117.6	41.753		230.8	1:50.416	

17 DANIEL MUÑOZ (ES)										KTM									
lap	Sect-1	Speed	Sect-2	Speed	Sect-3	Speed	TopSpeed	laptime	pit	lap	Sect-1	Speed	Sect-2	Speed	Sect-3	Speed	Topspeed	laptime	pit
1	Pit Out	<u>115.6</u>	39.017		43.740			2:20.287		9	Pit Out	98.7	31.800	<u>118.4</u>	42.015			11:16.939	
2	38.651	96.2	31.778		42.442		227.4	1:52.871		10	36.794	102.7	31.032		<u>41.654</u>		225.9	<u>1:49.480</u>	
3	37.526	99.9	31.342		42.282		226.9	1:51.150		11	36.651	103.6	<u>30.989</u>		41.978		226.4	1:49.618	
4	37.219	99.5	31.290		42.172		226.4	1:50.681		12	36.889	102.6	31.096		41.898		224.1	1:49.883	
5	37.101	99.9	31.383		42.128		225.5	1:50.612		13	<u>36.616</u>	104.4	31.119		41.860		225.9	1:49.595	
6	37.140	100.8	31.267		42.290		226.4	1:50.697		14	36.647	108.8	33.600		42.037		226.4	1:52.284	



## FIM CEV REPSOL 2021

### Autódromo Internacional do Algarve

**Moto 3**

1 - 4 July 2021

**Laps and Sector Times - Free Practice 1**
**Autodromo Internacional Algarve - 4592 mtr.**

7	37.079	103.0	31.400	42.297	225.0	1:50.776	15	36.849	100.3	31.145	41.995	225.5	1:49.989
8	38.145	97.7	31.798	Pit In	220.9	2:00.333	16	37.017	100.7	31.190	42.353	224.5	1:50.560

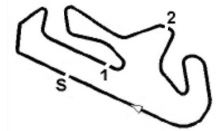
19 ALESSANDRO MOROSI (ITA)										HUSQVARNA									
lap	Sect-1	Speed	Sect-2	Speed	Sect-3	Speed	TopSpeed	laptime	pit	lap	Sect-1	Speed	Sect-2	Speed	Sect-3	Speed	Topspeed	laptime	pit
1	Pit Out	87.3	32.504		52.645			2:08.925		9	37.628	96.2	31.848		42.762		230.3	1:52.238	
2	38.333	90.0	31.774		46.638		227.4	1:56.745		10	39.734	92.2	35.535		Pit In		227.8	2:12.038	
3	37.909	96.3	31.732		42.982		<u>233.3</u>	1:52.623		11	Pit Out	93.2	33.286		48.083			7:58.949	
4	37.484	95.1	31.706		42.670		228.8	1:51.860		12	37.764	96.3	31.409		42.763		230.8	1:51.936	
5	37.508	96.3	31.805		42.868		226.9	1:52.181		13	<u>36.872</u>	99.5	31.256		42.238		227.8	<u>1:50.366</u>	
6	37.673	93.2	31.923		Pit In		226.9	2:08.456		14	36.975	100.6	31.581		42.201		227.4	1:50.757	
7	Pit Out	95.4	32.334		43.063			5:16.162		15	37.209	98.4	<u>31.245</u>		<u>42.115</u>		228.8	1:50.569	
8	37.787	95.9	31.819		42.568		224.5	1:52.174		16	36.879	<u>118.4</u>	44.431		45.936		226.4	2:07.246	

20 JOSÉ JULIÁN GARCÍA (ES)										HONDA									
lap	Sect-1	Speed	Sect-2	Speed	Sect-3	Speed	TopSpeed	laptime	pit	lap	Sect-1	Speed	Sect-2	Speed	Sect-3	Speed	Topspeed	laptime	pit
1	Pit Out	72.6	33.848	114.5	42.217			2:12.476		9	Pit Out	93.7	31.715	117.8	41.947			7:20.292	
2	37.095	96.9	31.504	<u>121.5</u>	41.957		232.8	1:50.556		10	36.638	99.8	31.103	120.8	41.572		231.8	1:49.313	
3	36.958	100.5	31.589	119.7	41.981		234.8	1:50.528		11	36.546	103.4	<u>31.099</u>	118.4	41.573		230.3	1:49.218	
4	36.894	97.8	31.409	117.1	41.606		235.8	1:49.909		12	37.913	92.9	31.736	118.4	41.914		228.8	1:51.563	
5	38.304	94.9	32.796	111.9	Pit In		<u>236.8</u>	2:06.311		13	<u>36.439</u>	102.4	31.259	117.9	<u>41.363</u>		232.3	<u>1:49.061</u>	
6	Pit Out	91.7	32.346	113.1	42.314			5:15.869		14	37.954	95.1	31.871	118.2	42.507		231.8	1:52.332	
7	37.183	99.5	31.606	120.5	42.369		227.8	1:51.158		15	36.764	100.7	31.177	116.5	41.773		229.8	1:49.714	
8	36.669	<u>112.5</u>	36.199	111.7	Pit In		228.3	2:09.458		16	36.889	101.0	31.297	119.2	41.918		228.3	1:50.104	

21 HARRISON VOIGHT (AUS)										HONDA									
lap	Sect-1	Speed	Sect-2	Speed	Sect-3	Speed	TopSpeed	laptime	pit	lap	Sect-1	Speed	Sect-2	Speed	Sect-3	Speed	Topspeed	laptime	pit
1	Pit Out	90.8	32.193	109.2	42.322			2:04.886		9	Pit Out	98.5	31.200	121.6	41.830			6:58.827	
2	37.249	94.4	31.208	119.7	43.604		<u>234.8</u>	1:52.061		10	36.733	99.6	30.920	121.1	<u>41.452</u>		230.3	1:49.105	
3	37.156	94.5	31.146	114.9	41.801		<u>234.8</u>	1:50.103		11	36.727	100.5	<u>30.870</u>	121.3	41.464		229.3	<u>1:49.061</u>	
4	39.830	89.2	32.165	114.4	Pit In		231.8	2:06.603		12	39.647	95.2	31.274	120.0	42.174		228.8	1:53.095	
5	Pit Out	92.1	33.290	109.2	42.955			5:52.098		13	36.568	<u>102.4</u>	30.971	119.5	41.979		228.8	1:49.518	
6	37.465	95.4	31.082	119.6	41.906		227.8	1:50.453		14	38.323	93.0	32.093	116.9	41.942		229.3	1:52.358	
7	37.106	97.2	31.082	<u>122.0</u>	41.808		229.8	1:49.996		15	<u>36.563</u>	101.2	31.058	120.3	42.011		230.8	1:49.632	
8	39.226	92.9	33.279	112.1	Pit In		230.3	2:06.262		16	37.180	98.0	31.326	114.8	41.714		227.8	1:50.220	

23 DAVID REAL (ES)										KTM									
lap	Sect-1	Speed	Sect-2	Speed	Sect-3	Speed	TopSpeed	laptime	pit	lap	Sect-1	Speed	Sect-2	Speed	Sect-3	Speed	Topspeed	laptime	pit
1	Pit Out	91.3	32.284	109.2	42.708			1:58.124		10	37.622	95.7	31.739	111.0	42.481		225.0	1:51.842	
2	37.806	91.4	31.729	111.9	42.730		229.8	1:52.265		11	37.559	95.7	31.184	118.9	42.031		229.3	1:50.774	
3	40.021	84.6	35.568	101.1	45.204		227.4	2:00.793		12	38.681	<u>100.7</u>	31.824	111.8	43.162		232.3	1:53.667	
4	37.763	93.6	31.719	113.1	44.128		230.8	1:53.610		13	37.616	97.4	31.868	115.5	45.145		230.8	1:54.629	
5	37.642	94.9	31.916	114.0	43.041		230.8	1:52.599		14	39.060	91.4	33.617	107.0	Pit In		226.4	2:06.757	
6	39.428	98.2	31.762	114.5	42.270		229.3	1:53.460		15	Pit Out	95.4	32.689	102.3	55.947			5:04.763	
7	37.754	92.4	31.436	115.5	42.564		227.4	1:51.754		16	38.680	95.8	31.672	116.1	43.738		<u>233.3</u>	1:54.090	
8	39.632	91.2	33.562	106.5	Pit In		224.5	2:08.858		17	37.301	97.8	31.258	116.6	<u>41.921</u>		225.0	1:50.480	
9	Pit Out	93.2	33.478	113.2	43.328			5:11.032		18	<u>37.112</u>	97.6	<u>31.151</u>	<u>119.9</u>	41.937		231.8	<u>1:50.200</u>	

24 IVAN ORTOLÁ (ES)										KTM									
lap	Sect-1	Speed	Sect-2	Speed	Sect-3	Speed	TopSpeed	laptime	pit	lap	Sect-1	Speed	Sect-2	Speed	Sect-3	Speed	Topspeed	laptime	pit
1	Pit Out	96.4	37.211	104.3	46.073			2:07.985		9	36.568	99.4	<u>31.093</u>	122.4	41.670		236.3	1:49.331	
2	37.139	99.3	31.468	119.3	42.173		231.8	1:50.780		10	<u>36.445</u>	100.7	31.125	119.6	<u>41.481</u>		232.8	<u>1:49.051</u>	
3	40.221	95.5	31.443	116.6	42.145		231.8	1:53.809		11	37.136	99.3	31.496	120.0	42.808		233.8	1:51.440	
4	36.757	99.4	31.288	115.4	42.183		<u>236.8</u>	1:50.228		12	36.538	<u>102.0</u>	31.217	119.5	42.025		231.8	1:49.780	
5	36.785	100.4	31.368	120.7	42.137		235.8	1:50.290		13	36.615	100.5	31.161	122.2	41.959		229.3	1:49.735	
6	37.678	99.2	31.410	<u>122.7</u>	42.571		233.8	1:51.659		14	45.500	93.4	33.427	105.0	50.788		229.8	2:09.715	
7	38.879	91.4	33.434	115.0	Pit In		231.8	2:08.129		15	36.855	99.6	31.302	117.6	42.189		229.8	1:50.346	
8	Pit Out	86.5	35.934	104.8	49.437			10:06.554		16									



## FIM CEV REPSOL 2021

### Autódromo Internacional do Algarve

Moto 3

1 - 4 July 2021

Laps and Sector Times - Free Practice 1

Autodromo Internacional Algarve - 4592 mtr.

26 SCOTT JAMES OGDEN (GBR)										GASGAS									
lap	Sect-1	Speed	Sect-2	Speed	Sect-3	Speed	TopSpeed	laptime	pit	lap	Sect-1	Speed	Sect-2	Speed	Sect-3	Speed	Topspeed	laptime	pit
1	Pit Out	73.2	33.650	109.6	42.501			2:05.173		8	36.830	98.8	31.004	119.1	41.512		235.8	1:49.346	
2	37.828	92.3	31.688	117.8	42.069		235.8	1:51.585		9	36.779	98.0	31.068	118.8	43.474		236.8	1:51.321	
3	37.290	96.3	31.233	117.1	41.664		235.8	1:50.187		10	<u>36.652</u>	99.8	31.068	115.0	Pit In		234.3	2:14.242	
4	36.918	96.1	31.209	<u>119.5</u>	41.732		<u>239.5</u>	1:49.859		11	Pit Out	93.7	35.062	105.7	1:04.991			7:00.232	
5	38.053	94.6	32.422	115.1	Pit In		233.8	2:06.247		12	36.876	<u>101.7</u>	31.118	117.4	41.629		230.3	1:49.623	
6	Pit Out	92.7	31.909	113.7	42.274			10:14.324		13	36.677	98.1	31.017	113.2	41.512		234.8	<u>1:49.206</u>	
7	37.057	98.5	31.560	112.7	42.186		233.3	1:50.803		14	36.839	100.5	<u>30.949</u>	119.3	<u>41.437</u>		<u>239.5</u>	1:49.225	

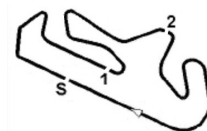
31 EDWARD ANDREW O'SHEA (GBR)										HONDA									
lap	Sect-1	Speed	Sect-2	Speed	Sect-3	Speed	TopSpeed	laptime	pit	lap	Sect-1	Speed	Sect-2	Speed	Sect-3	Speed	Topspeed	laptime	pit
1	Pit Out	88.0	33.391	108.8	43.483			2:01.358		8	<u>36.996</u>	93.6	34.645	111.3	42.421		234.8	1:54.062	
2	38.217	86.1	32.198	117.9	42.327		230.3	1:52.742		9	37.480	94.7	34.002	112.5	Pit In		228.3	2:07.840	
3	37.563	91.7	<u>31.347</u>	<u>120.9</u>	42.404		230.8	1:51.314		10	Pit Out	91.5	32.526	106.0	49.805			5:09.622	
4	37.388	90.3	31.759	118.0	Pit In		228.8	3:17.416		11	38.642	90.8	31.536	112.0	44.237		<u>235.8</u>	1:54.415	
5	Pit Out	91.8	31.855	118.7	42.277			12:18.426		12	37.030	93.1	31.527	111.8	42.191		234.3	1:50.748	
6	37.149	92.9	31.528	114.0	<u>42.040</u>		234.8	<u>1:50.717</u>		13	37.419	<u>95.5</u>	31.642	112.9	42.155		229.3	1:51.216	
7	37.393	92.2	31.561	112.4	43.341		229.3	1:52.295		14									

32 TAKUMA MATSUYAMA (JPN)										HONDA									
lap	Sect-1	Speed	Sect-2	Speed	Sect-3	Speed	TopSpeed	laptime	pit	lap	Sect-1	Speed	Sect-2	Speed	Sect-3	Speed	Topspeed	laptime	pit
1	Pit Out	95.7	32.755	116.4	42.822			1:59.934		8	37.161	98.1	31.586	119.5	43.330		232.8	1:52.077	
2	38.265	99.1	31.745	119.6	43.003		224.5	1:53.013		9	36.930	101.2	31.354	120.4	42.176		232.3	1:50.460	
3	37.606	99.3	33.033	94.9	43.342		230.8	1:53.981		10	37.179	99.5	32.935	117.5	Pit In		228.8	2:05.480	
4	37.316	97.6	31.622	116.3	41.996		230.3	1:50.934		11	Pit Out	88.7	38.722	105.3	52.488			5:04.232	
5	37.137	103.8	33.404	104.2	Pit In		229.3	2:08.085		12	39.297	103.7	33.810	116.9	43.240		226.4	1:56.347	
6	Pit Out	95.6	33.110	115.1	43.749			11:27.451		13	<u>36.513</u>	<u>103.9</u>	31.109	<u>122.3</u>	48.229		233.3	1:55.851	
7	36.979	98.9	31.171	118.7	41.674		233.3	1:49.824		14	36.792	98.3	<u>30.954</u>	118.0	<u>41.568</u>		<u>235.3</u>	<u>1:49.314</u>	

33 TATCHAKORN BUASRI (THA)										HONDA									
lap	Sect-1	Speed	Sect-2	Speed	Sect-3	Speed	TopSpeed	laptime	pit	lap	Sect-1	Speed	Sect-2	Speed	Sect-3	Speed	Topspeed	laptime	pit
1	Pit Out	91.3	33.123	113.2	42.653			2:00.616		9	36.505	<u>106.8</u>	33.001	111.7	42.209		<u>238.4</u>	1:51.715	
2	37.275	97.7	31.777	125.4	42.133		232.8	1:51.185		10	36.612	103.1	31.125	<u>127.7</u>	42.466		<u>238.4</u>	1:50.203	
3	37.244	98.4	31.331	118.0	41.706		234.3	1:50.281		11	37.195	94.1	32.434	119.7	Pit In		235.8	2:06.013	
4	36.711	98.9	31.154	124.3	42.049		233.8	1:49.914		12	Pit Out	86.8	39.318	99.3	54.703			4:59.004	
5	36.899	99.0	31.355	122.0	42.021		233.3	1:50.275		13	37.081	99.0	32.467	114.3	44.237		233.3	1:53.785	
6	36.872	102.2	31.460	119.2	41.678		232.3	1:50.010		14	36.525	96.2	31.564	115.3	47.861		237.4	1:55.950	
7	37.060	98.4	32.291	116.6	Pit In		231.3	2:05.246		15	<u>36.425</u>	100.5	<u>31.053</u>	124.1	<u>41.359</u>		235.3	<u>1:48.837</u>	
8	Pit Out	98.7	31.553	121.9	42.039			9:59.658		16									

38 DAVID SALVADOR (ES)										TM RACING									
lap	Sect-1	Speed	Sect-2	Speed	Sect-3	Speed	TopSpeed	laptime	pit	lap	Sect-1	Speed	Sect-2	Speed	Sect-3	Speed	Topspeed	laptime	pit
1	Pit Out	95.6	32.048	120.9	42.545			1:57.135		9	37.300	100.4	31.351	117.4	41.761		227.8	1:50.412	
2	37.425	96.2	31.550	116.9	42.173		227.4	1:51.148		10	36.864	101.2	31.373	118.3	41.983		229.3	1:50.220	
3	36.869	<u>106.3</u>	32.435	117.4	42.137		227.8	1:51.441		11	36.938	98.9	31.324	120.0	41.900		227.8	1:50.162	
4	37.272	95.7	31.603	118.0	41.919		228.3	1:50.794		12	36.913	101.7	31.322	<u>122.6</u>	42.027		226.9	1:50.262	
5	36.996	100.7	31.376	118.6	42.049		227.4	1:50.421		13	39.267	97.6	31.485	116.8	Pit In		226.4	2:05.078	
6	37.097	101.8	31.574	120.3	41.973		226.4	1:50.644		14	Pit Out	100.3	31.292	116.3	41.598			6:59.629	
7	38.812	98.4	32.394	117.9	Pit In		226.4	2:06.572		15	<u>36.603</u>	103.4	<u>31.183</u>	120.9	<u>41.578</u>		<u>230.8</u>	<u>1:49.364</u>	
8	Pit Out	102.3	32.542	118.9	42.239			8:47.838		16									

45 CLÉMENT ROUGÉ (FRA)										HUSQVARNA									
lap	Sect-1	Speed	Sect-2	Speed	Sect-3	Speed	TopSpeed	laptime	pit	lap	Sect-1	Speed	Sect-2	Speed	Sect-3	Speed	Topspeed	laptime	pit
1	Pit Out	90.3	32.670	112.3	51.066			2:08.289		10	37.200	98.3	31.781	115.9	42.600		232.8	1:51.581	
2	37.485	95.1	31.675	117.6	42.271		232.8	1:51.431		11	39.428	96.3	33.530	113.4	Pit In		229.8	2:11.339	
3	37.243	96.3	31.612	118.3	42.973		234.3	1:51.828		12	Pit Out	95.2	33.022	111.6	47.855			6:03.522	
4	40.546	93.8	32.746	116.6	43.856		229.8	1:57.148		13	37.041	99.3	31.369	116.6	42.027		<u>237.9</u>	1:50.437	
5	37.283	97.1	31.612	116.5	42.400		235.3	1:51.295		14	<u>36.730</u>	100.7	<u>31.198</u>	<u>118.9</u>	42.016		234.3	1:49.944	
6	37.271	99.0	31.788	117.8	Pit In		228.8	2:07.698		15	39.019	93.4	33.793	109.0	Pit In		231.8	2:06.726	
7	Pit Out	93.5	32.335	117.3	43.390			5:20.477		16	Pit Out	<u>102.6</u>	32.482	113.1	41.785			2:21.318	



## FIM CEV REPSOL 2021

### Autódromo Internacional do Algarve

**Moto 3**

1 - 4 July 2021

**Laps and Sector Times - Free Practice 1**
**Autodromo Internacional Algarve - 4592 mtr.**

8	37.356	100.4	31.830	118.0	42.680	231.8	1:51.866	17	36.777	99.7	31.207	118.8	<u>41.758</u>	232.8	<u>1:49.742</u>
9	37.541	99.5	32.748	115.3	46.951	229.3	1:57.240	18							

55 NOAH DETTWILER (ch)									KTM										
lap	Sect-1	Speed	Sect-2	Speed	Sect-3	Speed	TopSpeed	laptime	pit	lap	Sect-1	Speed	Sect-2	Speed	Sect-3	Speed	Topspeed	laptime	pit
1	Pit Out	87.9	36.115	105.9	47.112			2:08.288		9	Pit Out	91.0	31.749	115.8	42.174			2:49.256	
2	38.057	96.5	31.913	117.8	42.480		227.4	1:52.450		10	37.110	99.4	31.493	118.8	42.280		227.8	1:50.883	
3	37.337	99.1	31.604	116.4	42.279		232.3	1:51.220		11	37.102	99.4	31.566	119.7	42.203		225.9	1:50.871	
4	37.235	99.1	31.405	118.2	<u>42.127</u>		232.3	1:50.767		12	38.217	<u>141.7</u>	42.104	115.9	59.145		218.2	2:19.466	
5	37.526	94.4	31.769	116.5	42.301		231.8	1:51.596		13	40.772	95.7					226.9	2:09.164	
6	37.176	96.1	<u>31.396</u>	116.6	42.134		<u>234.3</u>	<u>1:50.706</u>		14	37.276	100.6	31.694	112.5	42.170		226.4	1:51.140	
7	38.110	93.3	35.081	117.4	Pit In		232.8	2:08.208		15	<u>37.089</u>	98.2	31.484	118.6	42.247		227.4	1:50.820	
8	Pit Out	103.8	38.741	<u>120.5</u>	Pit In			10:25.021		16	37.273	98.5	31.402	118.9	42.316		223.1	1:50.991	

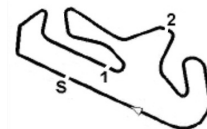
57 SHO NISHIMURA (JPN)									KTM										
lap	Sect-1	Speed	Sect-2	Speed	Sect-3	Speed	TopSpeed	laptime	pit	lap	Sect-1	Speed	Sect-2	Speed	Sect-3	Speed	Topspeed	laptime	pit
1	Pit Out	72.9	33.448	113.1	42.377			2:03.645		8	37.375	102.6	31.763	117.1	41.797		228.8	1:50.935	
2	37.369	94.7	31.416	<u>120.8</u>	41.890		236.3	1:50.675		9	37.166	96.1	32.371	111.6	Pit In		229.8	2:04.325	
3	36.994	96.5	31.319	116.8	41.742		234.8	1:50.055		10	Pit Out	91.4	33.768	105.5	42.867			8:09.246	
4	36.701	98.9	31.320	118.4	41.744		236.8	1:49.765		11	36.707	99.3	<u>31.106</u>	120.4	41.605		<u>238.4</u>	1:49.418	
5	39.653	94.0	32.407	114.0	Pit In		236.3	2:08.195		12	<u>36.555</u>	<u>107.0</u>	31.343	118.9	<u>41.404</u>		235.3	<u>1:49.302</u>	
6	Pit Out	92.9	32.044	118.2	42.286			9:28.888		13	39.112	101.4	31.309	119.7	41.794		230.8	1:52.215	
7	37.160	99.6	31.455	115.3	41.867		228.8	1:50.482		14									

58 LUCA LUNETTA (ITA)									HUSQVARNA										
lap	Sect-1	Speed	Sect-2	Speed	Sect-3	Speed	TopSpeed	laptime	pit	lap	Sect-1	Speed	Sect-2	Speed	Sect-3	Speed	Topspeed	laptime	pit
1	Pit Out	87.4	33.035	114.5	43.278			2:02.023		8	36.704	96.7	<u>31.063</u>	117.9	41.349		238.9	1:49.116	
2	37.392	94.3	31.551	116.0	42.123		229.3	1:51.066		9	36.767	96.7	31.091	120.5	<u>41.202</u>		<u>240.0</u>	1:49.060	
3	37.097	95.1	31.693	118.6	41.710		237.4	1:50.500		10	<u>36.434</u>	99.1	31.163	119.6	41.377		239.5	<u>1:48.974</u>	
4	36.634	97.8	31.447	119.5	41.689		236.8	1:49.770		11	38.021	92.5	34.486	120.5	Pit In		236.3	2:06.595	
5	37.686	<u>103.1</u>	31.803	116.8	45.513		232.3	1:55.002		12	Pit Out	97.2	32.959	114.6	47.370			8:16.799	
6	38.364	97.7	31.958	<u>124.4</u>	Pit In		224.1	2:03.098		13	36.765	98.1	31.204	117.5	41.603		233.8	1:49.572	
7	Pit Out	93.1	31.485	120.4	42.010			8:25.923		14	36.684	99.3	31.300	123.0	41.670		230.8	1:49.654	

63 SYARIFUDDIN AZMAN (MY)									HONDA										
lap	Sect-1	Speed	Sect-2	Speed	Sect-3	Speed	TopSpeed	laptime	pit	lap	Sect-1	Speed	Sect-2	Speed	Sect-3	Speed	Topspeed	laptime	pit
1	Pit Out	87.1	32.264	117.5	43.119			1:58.642		7	Pit Out	97.0	32.359	117.6	42.681			18:29.943	
2	37.298	95.7	31.608	116.8	42.030		232.3	1:50.936		8	36.942	<u>100.7</u>	<u>31.100</u>	<u>124.6</u>	41.608		227.4	1:49.650	
3	37.558	99.6	31.254	123.6	42.015		228.3	1:50.827		9	36.695	99.6	31.253	117.3	42.225		233.3	1:50.173	
4	37.138	94.7	31.207	121.2	<u>41.604</u>		<u>233.8</u>	1:49.949		10	37.799	95.7	31.288	121.1	41.784		231.8	1:50.871	
5	36.885	97.8	31.311	119.9	41.717		233.3	1:49.913		11	<u>36.530</u>	100.3	31.109	121.9	41.753		232.3	<u>1:49.392</u>	
6	38.761	93.7	31.361	118.9	Pit In		228.8	2:04.268		12									

64 DAVID MUÑOZ (ES)									KTM										
lap	Sect-1	Speed	Sect-2	Speed	Sect-3	Speed	TopSpeed	laptime	pit	lap	Sect-1	Speed	Sect-2	Speed	Sect-3	Speed	Topspeed	laptime	pit
1	Pit Out	89.9	34.071		46.215			2:04.692		9	36.635	101.7	31.168		41.514		229.3	1:49.317	
2	37.228	99.3	31.268		41.953		227.8	1:50.449		10	37.335	97.0	31.254		41.684		229.8	1:50.273	
3	37.134	97.8	31.276		43.789		229.3	1:52.199		11	<u>36.589</u>	101.4	<u>30.979</u>		<u>41.425</u>		230.8	<u>1:48.993</u>	
4	36.948	96.3	31.490	<u>119.3</u>	42.022		<u>232.8</u>	1:50.460		12	38.892	95.4	32.146		Pit In		215.1	2:08.754	
5	38.186	98.2	31.107		41.818		227.4	1:51.111		13	Pit Out	89.3	34.058		44.916			8:27.913	
6	37.122	99.5	31.377		42.123		232.3	1:50.622		14	37.387	96.3	31.451		42.025		227.4	1:50.863	
7	39.779	87.9	33.787		Pit In		224.1	2:09.847		15	37.065	100.4	31.179		41.908		225.9	1:50.152	
8	Pit Out	88.7	31.866		42.069			6:58.688		16									

66 JOEL KELSO (AUS)									KTM										
lap	Sect-1	Speed	Sect-2	Speed	Sect-3	Speed	TopSpeed	laptime	pit	lap	Sect-1	Speed	Sect-2	Speed	Sect-3	Speed	Topspeed	laptime	pit
1	Pit Out	93.4	31.791	115.1	42.291			1:51.187		9	36.295	101.0	<u>30.765</u>	120.9	41.228		229.3	<u>1:48.288</u>	
2	36.746	97.4	30.954	121.8	41.806		231.3	1:49.506		10	36.600	98.0	30.857	118.3	41.292		230.8	1:48.749	
3	36.713	98.5	30.976	120.4	41.632		231.8	1:49.321		11	41.076	94.8	32.552	112.7	Pit In		228.3	2:09.989	
4	36.713	100.6	31.155	119.7	41.634		233.3	1:49.502		12	Pit Out	98.7	33.095	92.4	53.447			7:36.872	
5	36.749	99.0	31.041	120.3	41.714		232.8	1:49.504		13	38.356	93.3	32.712	119.9	<u>41.029</u>		228.8	1:52.097	



## FIM CEV REPSOL 2021

### Autódromo Internacional do Algarve

**Moto 3**

1 - 4 July 2021

**Laps and Sector Times - Free Practice 1**
**Autodromo Internacional Algarve - 4592 mtr.**

6	36.757	97.3	31.157	117.0	Pit In	234.3	2:03.196	14	<u>36.106</u>	<u>103.8</u>	31.139	117.6	41.215	<u>235.8</u>	1:48.460
7	Pit Out	96.4	31.816	116.1	41.501		8:11.871	15	36.862	99.8	30.978	118.3	41.794	231.3	1:49.634
8	36.483	99.0	30.812	<u>121.9</u>	41.378		229.3	1:48.673	16						

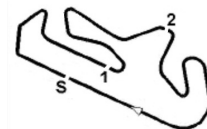
67 GERARD RIU (ES)									KTM								
lap	Sect-1	Speed	Sect-2	Speed	Sect-3	Speed	TopSpeed	laptime pit	lap	Sect-1	Speed	Sect-2	Speed	Sect-3	Speed	Topspeed	laptime pit
1	Pit Out	87.4	35.853	105.9	46.732			2:05.650	9	37.034	97.6	31.421	115.4	42.158		233.8	1:50.613
2	37.698	96.0	31.555	116.3	41.977		232.8	1:51.230	10	37.104	99.1	31.557	<u>119.7</u>	42.267		231.8	1:50.928
3	37.040	96.9	31.447	116.4	42.305		231.3	1:50.792	11	37.283	99.0	31.683	117.3	Pit In		226.9	2:04.550
4	37.298	100.7	31.823	111.2	47.454		229.8	1:56.575	12	Pit Out	91.5	34.189	108.9	58.793			5:09.711
5	37.081	97.4	31.484	114.6	41.943		234.3	1:50.508	13	<u>36.579</u>	<u>105.0</u>	34.320	116.6	<u>41.657</u>		235.8	1:52.556
6	37.154	98.5	31.550	116.4	42.051		231.3	1:50.755	14	36.893	98.1	<u>31.192</u>	117.4	41.708		231.8	<u>1:49.793</u>
7	37.250	98.5	31.759	119.2			229.3	2:06.464	15	36.820	100.8	31.237	118.3	41.823		231.8	1:49.880
8	Pit Out	97.2	31.586	115.3	41.987			10:33.727	16								

69 RAFFAELE FUSCO (ITA)									TM RACING								
lap	Sect-1	Speed	Sect-2	Speed	Sect-3	Speed	TopSpeed	laptime pit	lap	Sect-1	Speed	Sect-2	Speed	Sect-3	Speed	Topspeed	laptime pit
1	Pit Out	88.5	35.174		48.709			2:07.926	8	36.922	99.8	31.301		<u>41.726</u>		229.8	<u>1:49.949</u>
2	37.257	98.5	31.588	119.9	42.117		<u>235.8</u>	1:50.962	9	<u>36.703</u>	99.5	31.381		41.905		231.8	1:49.989
3	37.203	97.5	31.473	116.8	42.120		232.3	1:50.796	10	37.680	98.2	33.861		Pit In		229.3	2:31.890
4	37.681	97.1	31.592		43.701		228.8	1:52.974	11	Pit Out	94.2	34.067		44.552			6:46.135
5	36.859	98.5	31.448	<u>122.9</u>	42.533		234.3	1:50.840	12	37.285	99.4	31.542		42.175		224.1	1:51.002
6	39.924	93.2	32.590		Pit In		232.8	2:11.299	13	37.329	<u>102.4</u>	<u>31.289</u>		41.962		226.9	1:50.580
7	Pit Out	90.0	36.275		49.552			11:53.296	14								

70 JOSHUA WHATLEY (GBR)									KTM								
lap	Sect-1	Speed	Sect-2	Speed	Sect-3	Speed	TopSpeed	laptime pit	lap	Sect-1	Speed	Sect-2	Speed	Sect-3	Speed	Topspeed	laptime pit
1	Pit Out	87.2	32.970	110.1	Pit In			2:16.858	9	37.023	103.5	31.604	121.6	41.946		230.3	1:50.573
2	Pit Out	99.7	31.875	119.1	42.673			2:37.468	10	36.820	101.1	31.412	<u>122.2</u>	<u>41.774</u>		230.3	<u>1:50.006</u>
3	37.498	97.8	31.859	119.7	42.565		229.3	1:51.922	11	40.283	98.2	37.176	113.3	Pit In		230.3	2:32.991
4	37.611	95.4	31.837	117.9	42.343		227.8	1:51.791	12	Pit Out	<u>115.9</u>	41.749	116.0	46.746			2:45.185
5	37.368	97.6	34.198	108.8	42.833		<u>232.8</u>	1:54.399	13	54.673	91.9	34.698	112.7	51.055		231.3	2:20.426
6	37.480	99.3	31.792	118.4	42.505		225.9	1:51.777	14	<u>36.754</u>	103.3	31.885	121.3	41.975		232.3	1:50.614
7	37.611	98.3	31.892	116.5	Pit In		226.4	2:08.882	15	37.052	96.9	31.616	118.2	53.318		<u>232.8</u>	2:01.986
8	Pit Out	87.0	36.355	101.7	49.773			9:06.964	16	37.116	97.6	<u>31.319</u>	121.5	41.873		229.8	1:50.308

77 MATTIA VOLPI (ITA)									KTM								
lap	Sect-1	Speed	Sect-2	Speed	Sect-3	Speed	TopSpeed	laptime pit	lap	Sect-1	Speed	Sect-2	Speed	Sect-3	Speed	Topspeed	laptime pit
1	Pit Out	88.5	36.981	104.5	43.926			2:09.708	9	Pit Out	100.7	32.139	113.9	42.768			7:12.638
2	38.125	91.8	32.044	113.6	42.670		227.4	1:52.839	10	39.475	88.6	42.769	95.5	47.560		228.3	2:09.804
3	37.661	94.6	31.931	110.3	42.497		229.3	1:52.089	11	37.957	95.2	31.888	112.7	42.517		224.1	1:52.362
4	37.699	96.2	31.968	110.1	42.295		230.8	1:51.962	12	38.125	97.6	32.381	112.1	Pit In		225.5	2:03.914
5	37.379	97.5	31.742	109.9	42.335		229.3	1:51.456	13	Pit Out	99.3	32.398	91.7	53.591			6:21.082
6	37.353	97.4	31.555	116.8	42.278		230.3	1:51.186	14	36.978	100.6	31.724	114.0	42.134		232.8	1:50.836
7	37.298	<u>103.9</u>	31.888	<u>117.1</u>	42.568		225.9	1:51.754	15	<u>36.971</u>	99.4	<u>31.378</u>	114.5	42.003		227.4	<u>1:50.352</u>
8	41.430	92.1	35.167	105.9	Pit In		225.9	2:12.893	16	37.319	101.2	33.078	116.1	<u>41.561</u>		231.8	1:51.958

80 DAVID ALONSO (COL)									GASGAS								
lap	Sect-1	Speed	Sect-2	Speed	Sect-3	Speed	TopSpeed	laptime pit	lap	Sect-1	Speed	Sect-2	Speed	Sect-3	Speed	Topspeed	laptime pit
1	Pit Out	86.7	33.506	104.7	46.005			2:04.119	10	36.892	97.3	31.328	112.0	41.965		233.8	1:50.185
2	37.173	95.3	31.580	110.8	41.998		235.3	1:50.751	11	39.626	89.4	32.109	107.9	Pit In		234.8	2:08.668
3	36.973	94.3	31.358	112.3	41.979		234.3	1:50.310	12	Pit Out	98.0	31.757	112.4	41.984			5:08.784
4	36.844	95.9	31.242	112.5	41.626		237.4	1:49.712	13	36.775	97.2	31.250	113.1	41.759		232.3	1:49.784
5	36.618	95.0	31.165	113.2	41.487		<u>238.4</u>	1:49.270	14	36.614	97.6	31.255	113.3	41.751		232.3	1:49.620
6	37.039	94.5	31.576	110.2	Pit In		236.8	2:04.952	15	36.584	97.7	<u>31.002</u>	113.9	41.580		233.8	1:49.166
7	Pit Out	92.3	31.857	110.9	42.256			7:11.220	16	<u>36.538</u>	97.6	31.025	112.3	41.513		233.8	1:49.076
8	36.819	95.7	31.173	<u>114.4</u>	41.859		233.8	1:49.851	17	36.675	97.3	31.030	112.4	<u>41.354</u>		233.8	<u>1:49.059</u>
9	36.683	<u>100.2</u>	31.318	110.8	41.933		235.3	1:49.934	18								



## FIM CEV REPSOL 2021

### Autódromo Internacional do Algarve

**Moto 3**
**1 - 4 July 2021**
**Laps and Sector Times - Free Practice 1**
**Autodromo Internacional Algarve - 4592 mtr.**

81 SENNA AGIUS (AUS)										HONDA										
lap	Sect-1	Speed	Sect-2	Speed	Sect-3	Speed	TopSpeed	laptime	pit	lap	Sect-1	Speed	Sect-2	Speed	Sect-3	Speed	Topspeed	laptime	pit	
1	Pit Out	89.2	32.256	109.8	42.389			2:05.334		10	37.148	96.1	<u>31.463</u>	113.0	42.233			233.8	1:50.844	
2	37.335	94.5	31.589	<u>114.4</u>	42.228		<u>236.8</u>	1:51.152		11	39.727	93.5	33.293	107.1	Pit In			232.3	2:09.008	
3	37.135	99.5	32.342	111.1	42.022		231.3	1:51.499		12	Pit Out	92.4	33.270	108.3	47.830				6:05.089	
4	39.193	85.9	32.251	110.1	44.522		235.3	1:55.966		13	36.905	100.1	31.542	112.5	<u>41.929</u>			234.8	<u>1:50.376</u>	
5	37.407	96.2	31.616	111.2	41.944		229.8	1:50.967		14	<u>36.763</u>	98.4	31.576	110.8	42.294			233.3	1:50.633	
6	37.261	98.7	31.737	110.1	42.096		229.3	1:51.094		15	46.460	90.7	35.098	111.1	48.076			229.3	2:09.634	
7	39.723	93.2	32.492	112.3	Pit In		227.8	2:06.538		16	37.170	94.4	31.537	110.5	41.968			233.8	1:50.675	
8	Pit Out	92.5	31.952	109.2	42.245			5:04.044		17	37.244	96.9	31.659	113.4	42.500			235.3	1:51.403	
9	37.012	<u>100.4</u>	31.781	111.1	42.316		<u>236.8</u>	1:51.109		18										

84 ZONTA VAN DEN GOORBERGH (NED)										HONDA										
lap	Sect-1	Speed	Sect-2	Speed	Sect-3	Speed	TopSpeed	laptime	pit	lap	Sect-1	Speed	Sect-2	Speed	Sect-3	Speed	Topspeed	laptime	pit	
1	Pit Out	93.5	32.747	110.7	42.683			1:59.051		8	Pit Out	99.8	32.373	108.4	42.615				17:20.582	
2	37.211	95.6	31.468	113.6	41.839		236.3	1:50.518		9	37.051	100.1	31.321	111.2	41.856			228.3	1:50.228	
3	36.848	97.0	31.098	118.2	41.819		<u>238.9</u>	1:49.765		10	36.879	99.2	31.128	110.5	49.508			229.8	1:57.515	
4	38.279	95.4	31.307	113.7	42.003		236.8	1:51.589		11	38.564	96.5	31.096	118.7	41.752			235.8	1:51.412	
5	36.950	95.9	32.190	112.4	43.326		233.8	1:52.466		12	36.522	<u>100.6</u>	<u>30.898</u>	<u>118.9</u>	<u>41.459</u>			232.3	<u>1:48.879</u>	
6	37.022	<u>100.6</u>	31.383	115.3	42.019		234.8	1:50.424		13	<u>36.497</u>	100.1	31.042	115.9	41.629			236.8	1:49.168	
7	40.838	96.2	32.443	109.1	Pit In		226.9	2:09.229		14										

89 MARCOS URIARTE (ES)										HUSQVARNA										
lap	Sect-1	Speed	Sect-2	Speed	Sect-3	Speed	TopSpeed	laptime	pit	lap	Sect-1	Speed	Sect-2	Speed	Sect-3	Speed	Topspeed	laptime	pit	
1	Pit Out	88.5	33.484		51.629			2:08.587		8	Pit Out	86.5	35.515		45.101				7:28.062	
2	37.247	93.8	31.749		42.285		234.8	1:51.281		9	38.938	<u>122.3</u>	37.580		42.197			232.3	1:58.715	
3	37.050	95.7	31.311		42.195		232.8	1:50.556		10	38.226	93.7	34.104		Pit In			233.8	2:09.253	
4	39.671	91.5	32.014		44.044		232.3	1:55.729		11	Pit Out	89.8	32.321		43.224				8:25.116	
5	36.949	96.5	31.184		42.328		233.8	1:50.461		12	36.617	99.2	<u>30.955</u>		<u>41.767</u>			<u>237.4</u>	<u>1:49.339</u>	
6	40.170	100.7	34.083		51.144		231.3	2:05.397		13	<u>36.550</u>	100.6	31.104		41.773			233.8	1:49.427	
7	38.770	90.0	34.869		Pit In		235.3	2:10.362		14	38.015	97.0	31.884		42.066			233.3	1:51.965	

92 DIOGO MOREIRA (BRA)										HONDA										
lap	Sect-1	Speed	Sect-2	Speed	Sect-3	Speed	TopSpeed	laptime	pit	lap	Sect-1	Speed	Sect-2	Speed	Sect-3	Speed	Topspeed	laptime	pit	
1	Pit Out	89.4	32.024	121.3	45.102			2:00.804		7	Pit Out	100.4	32.225	122.3	43.663				18:30.781	
2	36.964	99.5	31.168	119.2	41.862		<u>232.8</u>	1:49.994		8	<u>36.345</u>	<u>103.6</u>	30.975	<u>126.9</u>	41.561			229.8	1:48.881	
3	37.155	100.7	31.168	123.1	41.874		232.3	1:50.197		9	38.752	97.4	31.346	121.9	41.708			225.5	1:51.806	
4	36.903	98.4	31.325	120.1	44.209		227.8	1:52.437		10	36.471	102.7	<u>30.826</u>	121.5	<u>41.267</u>			228.8	<u>1:48.564</u>	
5	36.484	102.2	31.229	122.4	41.664		232.3	1:49.377		11	36.525	103.0	31.181	120.1	44.803			227.8	1:52.509	
6	37.116	97.6	31.337	120.7	Pit In		227.4	2:02.395		12										

95 JOSE ANTONIO RUEDA (ES)										HONDA										
lap	Sect-1	Speed	Sect-2	Speed	Sect-3	Speed	TopSpeed	laptime	pit	lap	Sect-1	Speed	Sect-2	Speed	Sect-3	Speed	Topspeed	laptime	pit	
1	Pit Out	87.5	32.117	116.3	42.954			1:58.457		8	37.295	99.2	31.365	118.6	42.043			227.8	1:50.703	
2	37.544	97.1	31.621	116.3	42.199		228.3	1:51.364		9	39.785	97.9	31.857	114.9	Pit In			228.3	2:05.332	
3	37.721	96.6	31.231	118.6	41.773		230.8	1:50.725		10	Pit Out	97.0	31.543	117.0	45.858				4:34.135	
4	36.816	97.4	31.187	118.4	41.654		234.8	1:49.657		11	36.689	99.4	30.880	<u>122.3</u>	<u>41.307</u>			232.3	1:48.876	
5	36.968	100.1	31.279	118.6	41.779		231.8	1:50.026		12	<u>36.536</u>	97.3	30.880	117.8	41.725			<u>235.3</u>	1:49.141	
6	37.624	97.1	31.813	116.3	Pit In		227.4	2:04.237		13	36.755	<u>100.8</u>	31.197	111.7	44.033			228.3	1:51.985	
7	Pit Out	92.8	31.723	119.7	42.282			10:01.314		14	36.621	100.2	<u>30.820</u>	119.9	41.399			233.8	<u>1:48.840</u>	

96 DANIEL HOLGADO (ES)										GASGAS										
lap	Sect-1	Speed	Sect-2	Speed	Sect-3	Speed	TopSpeed	laptime	pit	lap	Sect-1	Speed	Sect-2	Speed	Sect-3	Speed	Topspeed	laptime	pit	
1	Pit Out	93.1	32.054	113.3	42.685			1:59.010		8	36.418	99.6	30.766	120.4	41.474			231.8	1:48.658	
2	36.883	97.3	31.256	118.0	42.020		230.3	1:50.159		9	<u>36.264</u>	100.0	31.043	120.3	41.672			234.3	1:48.979	
3	36.773	<u>100.7</u>	31.069	119.3	41.922		230.3	1:49.764		10	40.023	76.1	35.350	116.9	Pit In			229.3	2:16.473	
4	36.655	99.6	31.099	<u>122.4</u>	42.156		230.3	1:49.910		11	Pit Out	90.9	39.392	84.8	55.058				6:55.864	
5	40.585	95.9	32.494	117.3	Pit In		228.8	2:07.158		12	36.401	99.1	30.829	119.6	<u>41.381</u>			231.8	<u>1:48.611</u>	
6	Pit Out	96.1	31.527	116.0	42.704			10:18.187		13	36.282	100.4	<u>30.687</u>	120.3	41.644			<u>234.8</u>	1:48.613	
7	36.367	100.1	30.806	117.0	41.654		232.8	1:48.827		14	37.878	99.4	31.145	119.7	41.827			227.4	1:50.850	