



FIM CEV REPSOL 2021

Autódromo Internacional do Algarve

Hawkers ETC Gr B

1 - 4 July 2021

Laps and Sector Times - Qualifying 2

Autodromo Internacional Algarve - 4592 mtr.

4 MILAN LEON PAWELEC (POL)										HONDA									
lap	Sect-1	Speed	Sect-2	Speed	Sect-3	Speed	TopSpeed	laptime	pit	lap	Sect-1	Speed	Sect-2	Speed	Sect-3	Speed	Topspeed	laptime	pit
1	Pit Out	85.4	34.293	95.2	Pit In			2:16.966		9	<u>38.555</u>	95.2	32.580	109.6	43.936		208.1	1:55.071	
2	Pit Out	90.6	34.317	106.0	44.443			5:29.605		10	42.370	93.0	33.581	111.6	Pit In		201.9	2:13.190	
3	39.607	88.2	32.807	105.7	43.957		202.6	1:56.371		11	Pit Out	90.0	33.388	105.9	44.441			6:58.952	
4	39.691	95.6	32.877	105.3	43.685		204.2	1:56.253		12	39.015	91.1	32.480	106.4	43.712		199.6	1:55.207	
5	39.300	91.8	32.879	107.7	44.045		<u>214.3</u>	1:56.224		13	38.873	90.3	<u>32.318</u>	110.1	43.654		202.6	<u>1:54.845</u>	
6	39.032	92.0	33.132	106.3	43.760		207.7	1:55.924		14	40.506	84.4	36.296	106.8	49.406		201.5	2:06.208	
7	39.332	89.8	34.023	103.9	44.974		208.1	1:58.329		15	38.856	<u>97.0</u>	33.933	109.9	44.953		208.1	1:57.742	
8	39.210	90.8	32.519	108.2	<u>43.588</u>		208.5	1:55.317		16	39.847	83.5	33.203	<u>112.4</u>	Pit In		213.4	2:12.443	

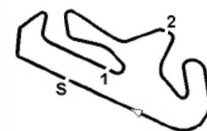
13 HAKIM DANISH (MY)										HONDA									
lap	Sect-1	Speed	Sect-2	Speed	Sect-3	Speed	TopSpeed	laptime	pit	lap	Sect-1	Speed	Sect-2	Speed	Sect-3	Speed	Topspeed	laptime	pit
1	Pit Out	84.6	34.791	110.5	48.061			2:15.725		7	Pit Out	92.1	33.025	109.8	45.253			18:43.497	
2	39.063	100.8	33.208	112.1	43.714		209.7	1:55.985		8	38.240	95.0	32.493	<u>115.4</u>	43.781		<u>217.3</u>	1:54.514	
3	38.353	96.2	32.391	109.9	43.641		211.4	1:54.385		9	41.336	90.2	34.003	110.9	44.388		213.9	1:59.727	
4	39.053	93.4	32.534	110.9	44.061		208.9	1:55.648	D	10	38.534	99.7	32.471	113.3	43.762		206.5	1:54.767	
5	39.372	102.2	34.397	109.6	43.637		210.9	1:57.406	D	11	38.415	99.0	<u>32.311</u>	110.3	<u>43.603</u>		204.9	<u>1:54.329</u>	
6	<u>38.105</u>	100.4	32.584	111.7	Pit In		215.6	2:12.605		12	41.036	<u>111.7</u>	33.894	106.8	43.882		211.4	1:58.812	

16 ALESSANDRO SCIARRETTA (ITA)										HONDA									
lap	Sect-1	Speed	Sect-2	Speed	Sect-3	Speed	TopSpeed	laptime	pit	lap	Sect-1	Speed	Sect-2	Speed	Sect-3	Speed	Topspeed	laptime	pit
1	Pit Out	82.6	35.400	104.9	47.273			2:21.575		9	Pit Out	90.9	33.825	109.6	52.044			12:58.802	
2	39.194	92.2	32.576	<u>117.8</u>	45.024		204.2	1:56.794		10	39.510	88.1	32.652	111.1	44.458		209.7	1:56.620	
3	38.874	93.8	32.866	112.4	44.348		207.3	1:56.088	D	11	38.591	91.8	<u>32.295</u>	114.6	44.399		208.9	1:55.285	
4	38.997	89.7	32.446	109.2	44.696		<u>210.5</u>	1:56.139		12	39.655	89.3	34.379	112.0	44.850		208.9	1:58.884	
5	38.769	92.1	32.427	112.1	44.241		208.5	1:55.437		13	38.675	96.2	32.352	113.8	<u>43.963</u>		204.5	1:54.990	
6	38.605	97.0	32.595	112.6	44.412		207.3	1:55.612		14	<u>38.574</u>	93.8	32.383	111.3	44.015		207.7	<u>1:54.972</u>	
7	39.111	<u>97.3</u>	32.747	111.0	44.478		205.7	1:56.336		15	38.660	91.8	32.762	106.0	44.721		207.7	1:56.143	
8	38.779	93.8	33.478	109.9	Pit In		205.7	2:12.098		16									

20 OWEN VAN TRIGT (NED)										HONDA									
lap	Sect-1	Speed	Sect-2	Speed	Sect-3	Speed	TopSpeed	laptime	pit	lap	Sect-1	Speed	Sect-2	Speed	Sect-3	Speed	Topspeed	laptime	pit
1	Pit Out	78.5	36.927		45.522			2:09.212		3	<u>38.434</u>	99.3	32.707		<u>44.027</u>		<u>205.3</u>	1:55.168	
2	38.902	98.6	32.720		44.279		<u>205.3</u>	1:55.901		4	38.568	<u>99.5</u>	<u>32.500</u>		45.128		<u>205.3</u>	1:56.196	

21 RUCHÉ MOODLEY (RSA)										HONDA									
lap	Sect-1	Speed	Sect-2	Speed	Sect-3	Speed	TopSpeed	laptime	pit	lap	Sect-1	Speed	Sect-2	Speed	Sect-3	Speed	Topspeed	laptime	pit
1	Pit Out	86.1	35.257	101.7	46.536			2:07.018		10	<u>38.384</u>	101.5	32.580	110.7	43.808		205.7	1:54.772	
2	39.332	93.0	32.754	112.0	43.670		213.4	1:55.756		11	38.856	99.4	33.144	104.9	Pit In		208.5	2:09.888	
3	39.301	98.0	33.939	112.4	43.980		209.3	1:57.220		12	Pit Out	90.5	33.706	108.0	46.116			7:08.548	
4	39.261	93.7	32.592	105.7	44.075		207.3	1:55.928		13	39.767	104.1	33.785	110.4	44.571		198.5	1:58.123	
5	38.759	98.7	33.036	114.2	43.662		209.7	1:55.457		14	39.242	<u>105.4</u>	33.569	109.4	44.703		199.3	1:57.514	
6	38.574	97.5	<u>32.322</u>	111.9	43.859		212.6	<u>1:54.755</u>		15	39.693	98.4	33.395	105.1	43.842		202.2	1:56.930	
7	38.640	105.1	32.907	115.0	43.577		208.1	1:55.124		16	38.613	103.7	33.199	105.6	<u>43.512</u>		211.8	1:55.324	
8	38.661	102.0	32.778	113.1	43.961		212.2	1:55.400		17	38.492	96.3	32.787	102.2	43.727		209.3	1:55.006	
9	40.475	90.9	33.414	<u>116.9</u>	43.894		212.2	1:57.783		18	39.070	94.7	32.517	104.5	43.728		<u>213.9</u>	1:55.315	

22 DAVID ALMANSA (ES)										HONDA									
lap	Sect-1	Speed	Sect-2	Speed	Sect-3	Speed	TopSpeed	laptime	pit	lap	Sect-1	Speed	Sect-2	Speed	Sect-3	Speed	Topspeed	laptime	pit
1	Pit Out	82.3	34.525	106.1	46.420			2:07.044		8	Pit Out	95.2	33.518	115.0	48.872			14:57.199	
2	38.779	91.6	32.086	113.8	<u>43.106</u>		213.4	1:53.971		9	40.561	89.5	32.755	115.8	45.314		201.9	1:58.630	
3	<u>37.977</u>	96.9	32.106	107.9	43.674		216.0	1:53.757		10	38.402	93.9	32.147	114.5	43.868		<u>219.1</u>	1:54.417	
4	39.009	91.1	33.737	111.6	45.242		201.9	1:57.988		11	38.359	92.3	31.994	<u>118.8</u>	43.314		211.8	<u>1:53.667</u>	
5	38.545	102.8	32.615	116.5	43.653		204.9	1:54.813		12	38.262	95.2	32.116	106.8	43.363		210.9	1:53.741	
6	38.534	96.5	<u>31.781</u>	111.6	43.869		210.5	1:54.184		13	38.375	<u>109.6</u>	37.184	108.2	43.800		201.5	1:59.359	
7	39.486	105.2	33.893	111.5	Pit In		200.7	2:11.976		14	38.988	95.7	31.868	117.5	43.502		211.8	1:54.358	



FIM CEV REPSOL 2021

Autódromo Internacional do Algarve

Hawkers ETC Gr B

1 - 4 July 2021

Laps and Sector Times - Qualifying 2

Autodromo Internacional Algarve - 4592 mtr.

24 GUILLEM PLANQUES (FRA)										HONDA									
lap	Sect-1	Speed	Sect-2	Speed	Sect-3	Speed	TopSpeed	laptime	pit	lap	Sect-1	Speed	Sect-2	Speed	Sect-3	Speed	Topspeed	laptime	pit
1	Pit Out	84.2	34.994		47.030			2:10.751		8	Pit Out	106.8	38.035		46.728			9:17.923	
2	38.712	89.4	32.051		43.479		214.3	1:54.242		9	42.919	92.6	32.769		Pit In		204.2	2:09.763	
3	38.264	93.0	32.145		43.340		<u>216.4</u>	1:53.749		10	Pit Out	100.5	33.306		43.801			9:20.429 D	
4	38.426	94.6	34.581		45.095		209.7	1:58.102		11	38.483	96.4	32.096		43.835		211.8	1:54.414 D	
5	38.072	98.2	32.187		43.795		215.1	1:54.054		12	<u>37.866</u>	95.6	32.148		43.559		213.0	1:53.573	
6	37.992	99.0	32.557		44.360		211.4	1:54.909 D		13	38.126	90.1	<u>32.034</u>		<u>43.265</u>		212.6	<u>1:53.425</u>	
7	38.582	<u>114.8</u>	39.053		Pit In		204.9	2:14.297		14									

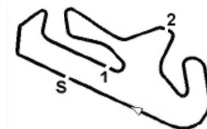
26 PAU ALSINA (ES)										HONDA									
lap	Sect-1	Speed	Sect-2	Speed	Sect-3	Speed	TopSpeed	laptime	pit	lap	Sect-1	Speed	Sect-2	Speed	Sect-3	Speed	Topspeed	laptime	pit
1	Pit Out	83.9	34.593	102.8	49.861			2:13.831		10	38.309	96.1	32.209	113.0	43.553		208.1	1:54.071	
2	38.939	93.8	32.357	108.4	43.510		208.5	1:54.806		11	38.243	94.2	32.899	106.3	Pit In		206.9	2:06.591	
3	38.387	94.3	32.588	108.8	44.193		211.8	1:55.168		12	Pit Out	92.9	33.655	107.5	50.655			7:18.656	
4	38.441	94.3	32.230	112.3	43.476		211.4	1:54.147		13	38.343	95.5	33.145	110.0	44.846		210.5	1:56.334 D	
5	38.280	98.5	32.486	112.4	43.586		213.4	1:54.352		14	38.569	95.4	32.655	111.7	<u>43.375</u>		<u>217.3</u>	1:54.599	
6	39.389	91.3	32.783	103.7	43.706		208.1	1:55.878 D		15	38.570	96.3	<u>32.166</u>	111.6	43.604		205.7	1:54.340	
7	38.183	96.1	32.411	111.1	43.663		216.9	1:54.257		16	<u>38.046</u>	<u>100.4</u>	<u>32.262</u>	<u>116.0</u>	43.720		206.1	<u>1:54.028</u>	
8	42.323	94.6	32.699	111.7	44.014		204.2	1:59.036		17	38.207	98.7	32.217	110.1	43.619		205.3	1:54.043	
9	38.818	94.7	33.537	103.7	44.707		205.7	1:57.062 D		18	40.726	98.5	32.191	107.7	47.461		201.9	2:00.378	

28 MÁXIMO MARTÍNEZ (ES)										HONDA									
lap	Sect-1	Speed	Sect-2	Speed	Sect-3	Speed	TopSpeed	laptime	pit	lap	Sect-1	Speed	Sect-2	Speed	Sect-3	Speed	Topspeed	laptime	pit
1	Pit Out	85.5	34.514		46.638			2:19.274		7	42.898	92.9	33.065		Pit In		<u>218.2</u>	2:12.514	
2	38.628	97.0	32.345		43.182		207.7	1:54.155		8	Pit Out	93.5	33.450		45.335			18:54.183	
3	38.089	95.1	32.185		43.152		207.3	1:53.426		9	38.061	96.2	31.787		43.031		207.7	1:52.879	
4	38.021	94.2	31.879		43.139		208.1	1:53.039		10	37.547	95.5	<u>31.650</u>		<u>42.640</u>		210.1	<u>1:51.837</u>	
5	37.602	<u>100.7</u>	31.963		42.955		211.4	1:52.520		11	37.672	94.8	32.307		44.196		215.1	1:54.175	
6	<u>37.516</u>	98.4	31.679		42.657		215.1	1:51.852		12	43.293	86.3	33.212		44.351		200.4	2:00.856 D	

36 SHARUL EZWAN MOHD SHARIL (MY)										HONDA									
lap	Sect-1	Speed	Sect-2	Speed	Sect-3	Speed	TopSpeed	laptime	pit	lap	Sect-1	Speed	Sect-2	Speed	Sect-3	Speed	Topspeed	laptime	pit
1	Pit Out	74.8	36.479	106.3	51.827			2:23.510		7	Pit Out	89.6	33.612	112.7	45.213			18:43.782	
2	38.526	98.5	32.572	112.5	43.342		216.4	1:54.440		8	38.064	98.5	31.981	120.0	43.737		219.1	1:53.782	
3	38.209	94.2	32.018	117.8	43.744		215.1	1:53.971		9	42.378	91.4	34.313	<u>122.3</u>	44.190		205.7	2:00.881	
4	40.351	95.2	31.965	118.9	45.822		213.9	1:58.138		10	<u>37.837</u>	95.9	<u>31.758</u>	117.6	<u>43.164</u>		216.0	<u>1:52.759</u>	
5	38.129	<u>100.6</u>	32.678	117.0	43.778		213.4	1:54.585		11	38.929	94.7	32.337	113.7	44.097		<u>219.5</u>	1:55.363	
6	38.581	94.3	32.291	119.5	Pit In		216.4	2:13.540		12	39.106	93.2	34.008	104.9	45.786		213.4	1:58.900	

37 COREY TINKER (GBR)										HONDA									
lap	Sect-1	Speed	Sect-2	Speed	Sect-3	Speed	TopSpeed	laptime	pit	lap	Sect-1	Speed	Sect-2	Speed	Sect-3	Speed	Topspeed	laptime	pit
1	Pit Out	83.7	36.329	101.8	45.990			2:17.190		9	39.884	93.9	36.775	104.4	Pit In		199.3	2:13.338	
2	39.356	<u>97.6</u>	34.408	100.2	44.734		204.5	1:58.498		10	Pit Out	84.7	34.662	103.1	46.025			13:26.927	
3	39.198	93.4	32.881	107.8	43.990		208.5	1:56.069		11	41.416	91.1	33.905	111.8	44.629		197.8	1:59.950	
4	39.182	93.3	33.350	109.1	44.551		206.9	1:57.083		12	39.768	93.6	32.581	111.3	44.112		200.0	1:56.461	
5	39.231	92.4	33.037	107.2	44.114		203.4	1:56.382		13	39.163	95.6	<u>32.366</u>	110.9	43.904		198.9	1:55.433	
6	39.305	94.4	33.244	108.0	43.852		205.3	1:56.401		14	39.076	94.6	33.796	107.7	44.312		206.5	1:57.184	
7	39.064	93.6	32.653	108.7	43.867		200.0	1:55.584		15	<u>38.820</u>	95.8	32.649	<u>112.4</u>	44.380		208.1	1:55.849	
8	39.095	91.8	32.372	112.3	<u>43.614</u>		199.6	<u>1:55.081</u>		16									

43 AMANUEL DAVID BRINTON (GBR)										HONDA									
lap	Sect-1	Speed	Sect-2	Speed	Sect-3	Speed	TopSpeed	laptime	pit	lap	Sect-1	Speed	Sect-2	Speed	Sect-3	Speed	Topspeed	laptime	pit
1	Pit Out	86.1	34.599	106.1	49.759			2:14.033		9	39.152	89.8	34.100	109.8	Pit In		203.4	2:10.822	
2	38.835	96.4	32.378	112.1	<u>43.398</u>		211.4	1:54.611		10	Pit Out	<u>111.7</u>	41.510	107.2	47.622			10:59.250	
3	38.554	95.4	32.565	110.0	43.931		209.3	1:55.050		11	39.916	98.5	33.558	110.5	45.943		202.2	1:59.417	
4	39.515	90.3	32.363	114.5	43.725		199.6	1:55.603		12	38.829	95.8	32.607	108.7	44.533		203.0	1:55.969	
5	<u>37.994</u>	99.0	32.653	112.3	43.672		217.3	<u>1:54.319</u>		13	39.594	96.7	32.750	<u>114.6</u>	43.995		206.1	1:56.339	
6	38.819	91.9	32.259	108.4	43.659		215.6	1:54.737		14	38.678	93.1	32.345	109.4	43.855		210.5	1:54.878	
7	38.610	99.3	33.836	112.0	46.059		211.8	1:58.505		15	38.697	93.4	<u>32.157</u>	111.1	44.154		214.3	1:55.008	
8	39.738	97.2	32.692	108.4	44.471		<u>217.7</u>	1:56.901		16	39.201	93.3	32.386	113.8	44.179		207.3	1:55.766	


FIM CEV REPSOL 2021
 Autódromo Internacional do Algarve

Hawkers ETC Gr B

1 - 4 July 2021

Laps and Sector Times - Qualifying 2

Autodromo Internacional Algarve - 4592 mtr.

54 ALBERTO FERRÁNDEZ (ES)										HONDA										
lap	Sect-1	Speed	Sect-2	Speed	Sect-3	Speed	TopSpeed	laptime	pit	lap	Sect-1	Speed	Sect-2	Speed	Sect-3	Speed	Topspeed	laptime	pit	
1	Pit Out	95.4	32.279	113.2	44.339			1:57.078		8	Pit Out	89.6	33.932	110.1	51.196				14:50.103	
2	38.184	98.9	31.652	117.4	<u>42.874</u>		204.5	1:52.710		9	38.110	97.6	32.381	113.9	44.157		210.5	1:54.648		
3	38.107	96.3	32.407	113.2	44.503		204.9	1:55.017		10	37.996	<u>102.7</u>	34.313	111.0	48.572		203.8	2:00.881		
4	37.855	97.6	<u>31.439</u>	<u>119.2</u>	43.032		209.3	<u>1:52.326</u>		11	37.877	100.1	32.361	116.6	43.294		210.1	1:53.532		
5	<u>37.549</u>	102.0	32.199	115.8	43.506		210.1	1:53.254		12	37.774	102.1	31.630	114.8	42.986		205.3	1:52.390		
6	38.472	<u>102.7</u>	32.257	<u>119.2</u>	45.739		207.3	1:56.468	D	13	37.616	97.0	32.379	110.5	45.011		<u>215.1</u>	1:55.006		
7	39.058	97.1	32.721	111.0	Pit In		203.8	2:04.820		14	37.984	98.8	31.723	115.5	49.137		<u>215.1</u>	1:58.844		

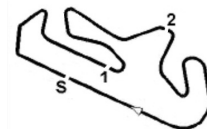
57 JOHNNY GARNES (GBR)										HONDA									
lap	Sect-1	Speed	Sect-2	Speed	Sect-3	Speed	TopSpeed	laptime	pit	lap	Sect-1	Speed	Sect-2	Speed	Sect-3	Speed	Topspeed	laptime	pit
1	Pit Out	82.4	34.577	103.4	47.016			2:09.929		10	38.412	93.6	32.398	109.9	44.080		210.5	1:54.890	
2	39.114	89.1	32.429	<u>112.5</u>	43.968		<u>218.2</u>	1:55.511		11	<u>38.234</u>	<u>96.3</u>	32.671	108.8	Pit In		210.5	2:09.039	
3	38.558	91.7	32.857	108.1	43.830		209.3	1:55.245		12	Pit Out	89.4	33.355	105.8	47.036			7:11.328	
4	38.923	88.8	33.216	110.3	44.259		206.9	1:56.398		13	39.123	91.5	33.157	99.1	45.905		203.8	1:58.185	
5	38.581	89.2	32.407	108.7	43.917		212.2	1:54.905		14	38.905	89.5	32.661	110.3	44.199		216.0	1:55.765	
6	38.647	93.1	32.564	107.9	43.826		213.0	1:55.037		15	38.972	90.7	32.820	107.1	<u>43.594</u>		216.4	1:55.386	
7	38.474	93.1	32.575	103.9	43.959		212.6	1:55.008		16	38.691	89.3	<u>32.321</u>	111.3	43.875		212.2	<u>1:54.887</u>	
8	38.609	93.0	33.010	101.2	47.424		208.9	1:59.043		17	38.327	92.7	32.581	109.2	44.595		214.3	1:55.503	
9	39.048	88.1	33.343	102.7	44.600		208.9	1:56.991		18	38.733	91.3	32.508	107.7	43.902		213.4	1:55.143	

58 MATEUSZ PASIUK (POL)										HONDA									
lap	Sect-1	Speed	Sect-2	Speed	Sect-3	Speed	TopSpeed	laptime	pit	lap	Sect-1	Speed	Sect-2	Speed	Sect-3	Speed	Topspeed	laptime	pit
1	Pit Out	77.9	35.735	102.1	45.561			2:04.152		9	40.279	95.9	33.181	115.1	Pit In		200.4	2:13.863	
2	39.612	87.8	33.360	112.4	44.635		202.6	1:57.607		10	Pit Out	89.5	35.738	113.9	45.378			11:32.385	
3	39.028	92.3	32.689	111.0	44.409		203.0	1:56.126		11	38.969	<u>101.7</u>	32.837	116.3	49.944		197.4	2:01.750	
4	39.081	94.2	32.608	113.8	44.281		201.9	1:55.970		12	38.889	95.7	32.572	113.4	44.578		200.0	1:56.039	
5	38.641	96.3	32.455	117.5	46.209		205.7	1:57.305		13	39.190	88.5	32.538	<u>122.0</u>	44.506		204.5	1:56.234	
6	38.690	99.0	32.693	112.7	<u>43.875</u>		201.9	<u>1:55.258</u>		14	<u>38.521</u>	95.3	<u>32.174</u>	118.3	44.470		207.3	1:55.165	D
7	38.835	96.3	32.732	113.7	44.006		202.6	1:55.573		15	38.701	92.9	32.763	110.2	44.234		205.7	1:55.698	
8	38.936	94.1	32.493	113.8	43.984		198.9	1:55.413		16	39.025	90.3	32.351	111.3	44.022		207.3	1:55.398	

67 CASEY O'GORMAN (IRL)										HONDA									
lap	Sect-1	Speed	Sect-2	Speed	Sect-3	Speed	TopSpeed	laptime	pit	lap	Sect-1	Speed	Sect-2	Speed	Sect-3	Speed	Topspeed	laptime	pit
1	Pit Out	85.4	35.074	103.1	45.772			2:08.651		9	39.885	83.4	32.997	105.1	Pit In		201.5	2:11.281	
2	38.664	92.6	32.176	111.1	43.729		198.2	1:54.569		10	Pit Out	95.8	34.285	105.5	45.009			11:05.594	
3	38.604	92.5	32.031	107.7	<u>43.694</u>		200.7	1:54.329		11	39.167	92.9	33.014	108.4	44.863		208.1	1:57.044	
4	38.686	88.4	32.270	111.1	43.804		206.5	1:54.760		12	<u>38.019</u>	92.9	32.168	105.8	44.412		<u>216.9</u>	1:54.599	
5	38.813	93.3	33.264	103.6	45.045		202.6	1:57.122		13	38.755	91.8	32.158	112.0	44.285		208.1	1:55.198	
6	38.733	94.1	32.561	105.7	44.030		196.7	1:55.324		14	38.077	<u>96.4</u>	<u>31.883</u>	111.3	43.885		209.3	<u>1:53.845</u>	
7	38.494	94.6	32.164	<u>112.3</u>	44.332		206.1	1:54.990		15	39.180	91.3	32.335	110.1	44.930		213.4	1:56.445	
8	39.502	91.9	34.549	111.5	44.151		200.7	1:58.202		16	38.376	94.7	31.924	110.2	44.022		211.4	1:54.322	

71 HAMAD KHAMIS AL-SAHOUTI (QAT)										HONDA									
lap	Sect-1	Speed	Sect-2	Speed	Sect-3	Speed	TopSpeed	laptime	pit	lap	Sect-1	Speed	Sect-2	Speed	Sect-3	Speed	Topspeed	laptime	pit
1	Pit Out	85.7	36.422	106.3	45.308			2:06.164		10	38.667	96.3	32.254	116.4	43.639		206.1	1:54.560	
2	38.958	98.0	34.985	107.1	44.580		206.1	1:58.523		11	38.978	98.1	32.915	112.5	45.764		204.9	1:57.657	
3	39.301	88.7	33.027	110.4	43.693		205.7	1:56.021		12	41.355	89.9	33.635	<u>118.2</u>	Pit In		208.5	2:12.310	
4	38.510	94.5	32.673	113.1	44.161		209.3	1:55.344		13	Pit Out	98.5	33.606	110.8	44.068			9:03.124	
5	<u>38.231</u>	97.4	32.426	116.8	44.176		208.5	1:54.833		14	38.476	97.7	<u>32.219</u>	113.4	43.564		205.7	<u>1:54.259</u>	
6	38.402	97.9	32.703	114.3	43.492		204.9	1:54.597		15	41.980	96.4	32.374	115.5	<u>43.300</u>		203.8	1:57.654	D
7	43.310	99.1	34.787	110.2	Pit In		206.5	2:11.331		16	38.796	94.1	32.302	116.9	45.214		214.7	1:56.312	
8	Pit Out	96.0	35.698	109.3	44.228			2:20.847	D	17	38.792	<u>107.2</u>	34.085	116.8	44.719		204.9	1:57.596	
9	38.359	88.7	32.922	109.2	45.057		215.6	1:56.338		18									

73 GONÇALO RIBEIRO (POR)										HONDA									
lap	Sect-1	Speed	Sect-2	Speed	Sect-3	Speed	TopSpeed	laptime	pit	lap	Sect-1	Speed	Sect-2	Speed	Sect-3	Speed	Topspeed	laptime	pit
1	Pit Out	83.7	34.662	106.5	46.904			2:11.612		9	38.902	98.2	40.204	108.4	Pit In		204.9	2:16.988	
2	38.606	97.4	32.350	115.5	43.771		206.5	1:54.727		10	Pit Out	92.0	32.647	114.8	44.365			12:58.899	



FIM CEV REPSOL 2021

Autódromo Internacional do Algarve

Hawkers ETC Gr B

1 - 4 July 2021

Laps and Sector Times - Qualifying 2

Autodromo Internacional Algarve - 4592 mtr.

3	38.573	97.5	<u>32.145</u>	114.9	<u>43.625</u>	<u>212.6</u>	<u>1:54.343</u>	11	38.992	97.0	32.972	118.9	44.600	203.4	1:56.564
4	38.643	99.7	33.546	109.3	43.867	208.5	1:56.056	12	38.804	99.3	32.584	114.4	43.966	201.1	1:55.354
5	38.737	96.4	33.709	115.8	43.990	203.8	1:56.436	13	<u>38.437</u>	99.1	32.304	117.6	44.192	210.5	1:54.933
6	39.213	96.1	32.259	<u>119.2</u>	43.712	208.5	1:55.184	14	38.595	<u>100.5</u>	32.244	113.3	43.868	207.7	1:54.707
7	39.135	98.3	32.270	118.3	44.024	208.9	1:55.429	15	39.214	94.2	32.920	115.0	44.670	207.7	1:56.804
8	38.998	98.2	34.349	112.7	43.901	201.1	1:57.248	16							

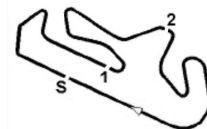
81 CÉSAR PARRILLA (ES)										HONDA										
lap	Sect-1	Speed	Sect-2	Speed	Sect-3	Speed	TopSpeed	laptime	pit	lap	Sect-1	Speed	Sect-2	Speed	Sect-3	Speed	Topspeed	laptime	pit	
1	Pit Out	84.6	34.968	108.8	46.891			2:10.016		9	Pit Out	88.6	35.392	116.5	44.868				13:02.141	
2	38.500	97.4	32.100	120.5	43.267		213.0	1:53.867		10	38.195	92.0	32.842	111.9	44.090			212.2	1:55.127	
3	39.110	94.2	31.910	114.0	43.167		210.1	1:54.187		11	38.422	97.0	32.258	109.6	44.817			207.7	1:55.497	
4	38.154	98.4	32.007	118.6	43.489		206.1	1:53.650		12	38.217	94.1	31.780	123.6	<u>43.131</u>			210.1	<u>1:53.128</u>	
5	38.115	<u>114.5</u>	36.018	119.5	44.040		198.5	1:58.173		13	38.870	96.9	32.011	105.6	43.371			197.8	1:54.252	
6	38.400	103.6	38.238	116.3	43.407		201.1	2:00.045		14	<u>37.806</u>	108.7	32.087	123.4	43.419			204.2	1:53.312	
7	37.808	106.0	32.061	123.0	44.003		<u>216.9</u>	1:53.872		15	38.490	98.9	<u>31.643</u>	<u>129.7</u>	50.319			197.8	2:00.452	
8	38.067	103.3	32.524	100.9	Pit In		204.2	2:10.592		16										

83 ALVARO CARPE (ES)										HONDA										
lap	Sect-1	Speed	Sect-2	Speed	Sect-3	Speed	TopSpeed	laptime	pit	lap	Sect-1	Speed	Sect-2	Speed	Sect-3	Speed	Topspeed	laptime	pit	
1	Pit Out	97.6	32.721	117.6	44.375			1:59.578		7	38.624	96.9	32.050	116.5	Pit In			206.1	2:05.104	
2	37.930	103.0	<u>31.610</u>	<u>125.6</u>	<u>43.012</u>		210.1	<u>1:52.552</u>		8	Pit Out	<u>106.0</u>	32.553	117.3	44.126			2:25.856		
3	<u>37.776</u>	100.7	31.813	121.6	43.681		<u>210.5</u>	1:53.270		9	38.503	97.0	31.889	119.6	43.821			203.4	1:54.213	
4	38.002	103.3	31.830	122.9	43.356		206.5	1:53.188		10	38.230	102.5	31.880	118.7	43.280			204.9	1:53.390	
5	37.815	105.1	32.217	116.4	Pit In		206.5	2:02.853		11	38.033	101.0	31.771	122.6	43.531			202.2	1:53.335	
6	Pit Out	98.4	35.530	110.9	44.530			18:41.055		12										

85 XABI ZURUTUZA (ES)										HONDA										
lap	Sect-1	Speed	Sect-2	Speed	Sect-3	Speed	TopSpeed	laptime	pit	lap	Sect-1	Speed	Sect-2	Speed	Sect-3	Speed	Topspeed	laptime	pit	
1	Pit Out	85.0	34.982	108.4	46.671			2:09.328		11	40.201	98.5	33.446	113.7	47.846			204.9	2:01.493	
2	37.871	96.3	31.692	116.8	<u>42.852</u>		212.2	1:52.415		12	39.516	98.8	33.409	114.0	Pit In			210.1	2:10.055	
3	37.913	98.3	31.705	117.8	42.899		206.1	1:52.517		13	Pit Out	<u>104.1</u>	33.838	115.9	51.406			5:15.724		
4	41.757	92.5	34.652	114.8	45.298		205.7	2:01.707		14	38.486	97.6	32.239	110.4	44.874			214.7	1:55.599	
5	37.650	97.4	31.756	115.1	42.930		215.1	1:52.336		15	37.806	98.7	33.813	118.3	43.937			212.2	1:55.556	
6	37.675	101.7	34.886	107.5	46.632		206.9	1:59.193		16	37.975	99.4	33.912	116.0	43.415			210.5	1:55.302	
7	37.588	96.2	31.802	<u>119.7</u>	47.143		213.9	1:56.533		17	37.647	99.7	<u>31.581</u>	112.5	43.055			209.3	1:52.283	
8	37.505	96.3	31.782	112.4	42.987		<u>216.0</u>	1:52.274		18	38.818	98.6	33.689	118.6	45.463			203.0	1:57.970	
9	41.643	92.9	33.912	105.0	44.434		206.5	1:59.989		19	37.683	103.5	32.329	114.8	47.423			206.5	1:57.435	
10	<u>37.397</u>	101.0	31.626	119.2	42.919		208.5	<u>1:51.942</u>		20										

87 ALEX GOURDON (FRA)										HONDA										
lap	Sect-1	Speed	Sect-2	Speed	Sect-3	Speed	TopSpeed	laptime	pit	lap	Sect-1	Speed	Sect-2	Speed	Sect-3	Speed	Topspeed	laptime	pit	
1	Pit Out	88.2	36.697	106.7	45.391			2:06.341		8	38.884	96.9	32.487	111.6	44.087			204.2	1:55.458	
2	39.271	90.8	34.516	111.9	Pit In		206.5	2:10.768		9	42.272	92.4	34.640	110.5	Pit In			205.7	2:14.549	
3	Pit Out	98.9	33.163	110.1	44.754			3:40.323		10	Pit Out	97.0	35.218	110.9	44.961			9:04.570		
4	39.277	96.1	32.863	111.6	Pit In		200.7	2:11.905		11	39.530	<u>103.7</u>	33.107	112.9	43.985			200.7	1:56.622	
5	Pit Out	102.9	36.826	110.9	44.439			6:07.826		12	38.785	93.8	32.358	112.1	<u>43.915</u>			204.2	<u>1:55.058</u>	
6	38.829	92.5	32.983	109.1	44.655		204.9	1:56.467		13	<u>38.474</u>	95.1	<u>32.342</u>	108.1	44.626			<u>215.1</u>	1:55.442	
7	38.955	94.6	32.541	<u>115.1</u>	44.301		200.7	1:55.797		14	39.419	92.4	32.504	108.8	44.070			210.5	1:55.993	

88 CLÉMENT GIABBANI (FRA)										HONDA										
lap	Sect-1	Speed	Sect-2	Speed	Sect-3	Speed	TopSpeed	laptime	pit	lap	Sect-1	Speed	Sect-2	Speed	Sect-3	Speed	Topspeed	laptime	pit	
1	Pit Out	<u>102.7</u>	45.256	103.0	45.185			2:09.408		10	39.260	91.3	<u>32.371</u>	109.0	44.122			199.6	1:55.753	
2	39.724	89.0	33.307	107.4	44.763		207.3	1:57.794		11	39.333	89.6	32.414	<u>117.0</u>	Pit In			202.6	2:03.020	
3	38.894	98.9	34.587	109.1	44.447		207.3	1:57.928		12	Pit Out	83.9	33.713	107.1	44.484			6:34.604		
4	39.459	89.7	32.699	110.5	44.136		202.2	1:56.294		13	39.166	90.0	33.341	112.3	49.302			200.4	2:01.809	
5	39.081	88.3	32.506	107.7	<u>43.994</u>		206.5	1:55.581		14	39.378	87.2	32.396	112.7	44.483			200.4	1:56.257	
6	<u>38.745</u>	98.7	34.001	106.0	44.004		<u>209.3</u>	1:56.750	D	15	41.335	90.7	32.598	104.5	51.718			201.5	2:05.651	D
7	39.111	90.0	32.393	109.4	44.164		207.7	1:55.668	D	16	40.463	87.4	32.892	105.2	44.618			197.1	1:57.973	
8	39.318	88.9	32.374	114.8	44.477		208.1	1:56.169		17	39.537	89.5	32.732	110.9	44.111			200.7	1:56.380	
9	38.917	90.8	32.561	113.0	44.077		201.9	<u>1:55.555</u>		18	39.869	90.4	32.762	108.4	44.970			200.7	1:57.601	



FIM CEV REPSOL 2021

Autódromo Internacional do Algarve

Hawkers ETC Gr B

1 - 4 July 2021

Laps and Sector Times - Qualifying 2

Autodromo Internacional Algarve - 4592 mtr.

95		MARCO MORELLI (ARG)							HONDA										
lap	Sect-1	Speed	Sect-2	Speed	Sect-3	Speed	TopSpeed	laptime	pit	lap	Sect-1	Speed	Sect-2	Speed	Sect-3	Speed	Topspeed	laptime	pit
1	Pit Out	85.9	34.274	105.6	51.770			2:16.708		9	39.532	90.2	33.101	105.1	Pit In		209.7	2:10.153	
2	38.705	92.1	31.866	113.0	<u>43.104</u>		<u>217.3</u>	1:53.675		10	Pit Out	94.2	35.488	107.2	48.639			11:04.842	
3	40.344	93.3	32.308	108.8	43.761		216.9	1:56.413		11	38.972	94.2	33.578	112.7	Pit In		216.4	2:06.496	
4	38.155	98.2	31.946	109.4	45.787		213.9	1:55.888		12	Pit Out	97.9	31.844	113.3	43.978			2:23.075	
5	39.356	92.2	32.429	110.7	44.759		214.7	1:56.544		13	38.043	99.4	31.761	<u>116.4</u>	43.549		202.2	1:53.353	
6	37.780	99.3	32.170	112.1	43.611		209.7	1:53.561		14	38.266	97.6	32.023	113.9	43.949		200.4	1:54.238	
7	<u>37.413</u>	<u>99.5</u>	31.760	108.2	49.792		213.4	1:58.965		15	38.536	94.2	31.967	116.3	43.677		203.8	1:54.180	
8	38.096	96.9	<u>31.742</u>	112.5	43.157		203.4	<u>1:52.995</u>		16									