

## FIM CEV REPSOL 2021

### Autódromo Internacional do Algarve

Hawkers ETC Gr B

1 - 4 July 2021

Laps and Sector Times - Qualifying 1

Autodromo Internacional Algarve - 4592 mtr.

4 MILAN LEON PAWELEC (POL)									HONDA								
lap	Sect-1	Speed	Sect-2	Speed	Sect-3	Speed	TopSpeed	laptime pit	lap	Sect-1	Speed	Sect-2	Speed	Sect-3	Speed	Topspeed	laptime pit

13 HAKIM DANISH (MY)									HONDA								
lap	Sect-1	Speed	Sect-2	Speed	Sect-3	Speed	TopSpeed	laptime pit	lap	Sect-1	Speed	Sect-2	Speed	Sect-3	Speed	Topspeed	laptime pit
1	Pit Out	97.9	33.528	116.6	44.542			2:00.229	9	38.929	100.5	32.172	<u>117.4</u>	44.243		205.7	1:55.344
2		38.809	103.2	32.950	107.0	44.167	209.3	1:55.926	10	38.485	104.4	32.244	114.4	43.959		205.3	1:54.688
3		38.578	98.6	32.354	112.6	43.853	203.4	1:54.785	11	39.257	97.8	32.814	111.0	43.759		<u>210.1</u>	1:55.830
4		38.424	99.0	<u>32.007</u>	113.1	46.059	208.5	1:56.490	12	38.987	100.8	32.249	107.7	43.515		205.3	1:54.751
5		<u>38.161</u>	<u>104.5</u>	32.723	109.6	Pit In	207.3	2:09.948	13	39.979	100.2	33.958	110.9	Pit In		204.5	2:08.343
6	Pit Out	102.2	35.039	106.8	44.778			6:17.134	14	Pit Out	87.3	34.244	104.0	45.551			6:52.995
7		38.789	<u>104.5</u>	32.397	115.1	<u>43.269</u>	203.4	1:54.455	15	38.526	94.2	32.278	108.1	44.190		208.1	1:54.994
8		38.378	103.0	32.203	115.5	43.425	208.9	<u>1:54.006</u>	16	38.679	95.3	32.019	113.9	43.555		204.9	1:54.253

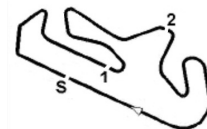
16 ALESSANDRO SCIARRETTA (ITA)									HONDA								
lap	Sect-1	Speed	Sect-2	Speed	Sect-3	Speed	TopSpeed	laptime pit	lap	Sect-1	Speed	Sect-2	Speed	Sect-3	Speed	Topspeed	laptime pit
1	Pit Out	88.9	34.624	109.3	46.527			2:08.751	7	40.308	91.3	34.396	111.8	Pit In		202.2	2:15.507
2		39.543	91.3	32.854	111.1	44.805	206.5	1:57.202	8	Pit Out	86.4	35.624	108.3	46.222			18:36.746
3		39.163	94.5	33.023	111.7	44.674	208.1	1:56.860	9	39.235	89.9	32.514	109.3	44.883		204.2	1:56.632
4		39.155	94.3	33.384	<u>114.6</u>	44.967	206.9	1:57.506	10	39.011	89.3	32.541	108.0	44.264		210.5	1:55.816
5		39.067	89.9	32.423	112.0	44.664	206.5	1:56.154	11	38.680	<u>97.5</u>	33.028	109.2	44.493		<u>211.8</u>	1:56.201
6		38.789	95.8	32.594	112.1	44.519	204.9	1:55.902	12	<u>38.551</u>	91.3	<u>32.042</u>	114.2	<u>44.216</u>		210.1	<u>1:54.809</u>

20 OWEN VAN TRIGT (NED)									HONDA								
lap	Sect-1	Speed	Sect-2	Speed	Sect-3	Speed	TopSpeed	laptime pit	lap	Sect-1	Speed	Sect-2	Speed	Sect-3	Speed	Topspeed	laptime pit
1	Pit Out	93.0	33.630		45.404			2:02.688	9	38.484	102.7	32.475		44.090		204.9	1:55.049
2		39.259	101.7	33.509		44.798	206.9	1:57.566	10	38.475	100.2	32.612		Pit In		204.9	2:12.973
3		39.379	101.4	32.674		45.034	207.7	1:57.087	11	Pit Out	97.4	33.876		44.569			12:44.821
4		38.868	97.9	32.404		44.303	213.0	1:55.575	12	38.364	102.0	32.609		44.105		210.1	1:55.078
5		38.510	102.2	32.521		44.122	208.9	1:55.153	13	39.922	96.8	32.522		44.440		204.5	1:56.884
6		39.056	100.8	32.490		44.237	210.9	1:55.783	14	38.810	96.5	32.315		<u>44.039</u>		<u>213.9</u>	1:55.164
7		38.718	99.2	32.429		44.299	206.9	1:55.446	15	<u>38.081</u>	99.0	32.622		44.074		212.2	<u>1:54.777</u>
8		38.611	96.9	<u>32.292</u>		44.199	208.5	1:55.102	16								

21 RUCHE MOODLEY (RSA)									HONDA								
lap	Sect-1	Speed	Sect-2	Speed	Sect-3	Speed	TopSpeed	laptime pit	lap	Sect-1	Speed	Sect-2	Speed	Sect-3	Speed	Topspeed	laptime pit
1	Pit Out	91.2	33.170	108.9	Pit In			2:05.985	9	38.620	95.8	32.545	113.8	43.287		<u>212.6</u>	1:54.452
2	Pit Out	96.0	32.609	111.3	47.501			2:40.916	10	<u>37.954</u>	102.5	32.139	110.9	43.363		209.3	<u>1:53.456</u>
3		39.388	96.2	32.736	110.3	44.020	202.2	1:56.144	11	39.269	100.0	32.607	111.5	Pit In		212.2	2:04.884
4		39.334	92.9	33.410	111.7	43.298	201.1	1:56.042	12	Pit Out	<u>105.9</u>	34.888	111.6	43.992			10:31.047
5		38.798	96.9	32.292	112.5	43.694	206.1	1:54.784	13	38.270	102.4	32.286	<u>116.1</u>	<u>43.235</u>		205.3	1:53.791
6		39.642	103.1	34.076	106.9	43.778	202.2	1:57.496	14	39.036	96.0	32.731	108.1	44.361		205.7	1:56.128
7		38.037	102.8	32.399	113.0	43.500	209.3	1:53.936	15	39.231	99.5	32.742	105.2	44.538		210.1	1:56.511
8		40.018	87.9	34.046	105.5	44.703	201.5	1:58.767	16	38.237	97.9	<u>32.118</u>	111.6	43.747		210.1	1:54.102

22 DAVID ALMANSA (ES)									HONDA								
lap	Sect-1	Speed	Sect-2	Speed	Sect-3	Speed	TopSpeed	laptime pit	lap	Sect-1	Speed	Sect-2	Speed	Sect-3	Speed	Topspeed	laptime pit
1	Pit Out	90.9	33.164	106.0	Pit In			2:05.464	9	<u>37.701</u>	100.1	32.148	114.0	43.150		<u>221.3</u>	1:52.999
2	Pit Out	93.1	32.538	107.6	49.046			2:42.998	10	38.448	<u>100.7</u>	32.078	<u>116.3</u>	43.670		208.9	1:54.196
3		38.409	94.6	33.848	104.3	44.347	207.3	1:56.604	11	39.897	100.6	32.813	110.8	Pit In		213.0	2:05.402
4		38.195	100.1	32.307	106.8	43.316	206.5	1:53.818	12	Pit Out	92.5	36.355	106.6	43.962			10:25.878
5		39.930	91.0	33.773	101.9	46.111	206.1	1:59.814	13	38.537	97.9	32.884	108.9	45.647		213.4	1:57.068
6		37.846	96.4	<u>31.692</u>	114.5	<u>42.971</u>	213.9	<u>1:52.509</u>	14	38.153	96.2	31.987	105.7	43.443		205.3	1:53.583
7		37.802	98.4	32.050	112.0	45.223	208.5	1:55.075	15	40.085	95.7	34.415	108.7	Pit In		205.7	2:07.679
8		39.733	88.3	34.392	108.0	44.606	209.3	1:58.731	16	Pit Out	96.9	35.189	106.3	44.667			2:20.769

24 GUILLEM PLANQUES (FRA)									HONDA								
lap	Sect-1	Speed	Sect-2	Speed	Sect-3	Speed	TopSpeed	laptime pit	lap	Sect-1	Speed	Sect-2	Speed	Sect-3	Speed	Topspeed	laptime pit
1	Pit Out	90.3	33.058		46.865			2:11.113	9	40.289	<u>106.1</u>	37.842		Pit In		211.8	2:18.211
2		38.615	96.0	32.204		43.266	<u>217.7</u>	1:54.085	10	Pit Out	102.0	33.773		44.858			10:12.420



## FIM CEV REPSOL 2021

### Autódromo Internacional do Algarve

Hawkers ETC Gr B

1 - 4 July 2021

Laps and Sector Times - Qualifying 1

Autodromo Internacional Algarve - 4592 mtr.

3	38.099	94.6	32.146	<u>43.259</u>	217.3	1:53.504	11	<u>37.894</u>	96.3	<u>31.984</u>	43.586	211.8	<u>1:53.464</u>
4	37.913	95.6	32.341	43.427	216.9	1:53.681	12	38.947	96.9	34.683	43.770	208.5	1:57.400
5	38.108	94.7	32.199	43.694	214.3	1:54.001	13	37.907	98.2	32.207	43.378	211.4	1:53.492
6	37.970	97.9	32.467	43.296	213.9	1:53.733	14	39.585	89.5	32.386	43.740	213.4	1:55.711
7	39.286	99.4	35.066	45.147	215.6	1:59.499	15	38.644	90.8	32.806	44.323	213.0	1:55.773
8	37.970	97.4	32.244	43.565	214.7	1:53.779	16	38.033	98.5	32.471	43.611	210.1	1:54.115

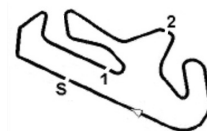
26 PAU ALSINA (ES)										HONDA									
lap	Sect-1	Speed	Sect-2	Speed	Sect-3	Speed	TopSpeed	laptime	pit	lap	Sect-1	Speed	Sect-2	Speed	Sect-3	Speed	Topspeed	laptime	pit
1	Pit Out	96.2	33.614	102.8	50.847			2:05.131		9	37.932	99.1	32.110	107.4	43.262		214.7	1:53.304	D
2	40.802	98.1	32.998	104.3	43.973		203.8	1:57.773		10	38.497	96.6	32.359	109.8	44.039		215.1	1:54.895	
3	38.275	97.6	32.918	107.4	43.606		208.1	1:54.799		11	<u>37.929</u>	100.8	32.077	<u>111.2</u>	43.784		208.1	1:53.790	
4	38.344	97.2	32.243	105.9	43.892		203.8	1:54.479		12	39.863	99.5	34.093	109.3	Pit In		204.9	2:11.831	
5	38.155	99.3	32.393	108.0	43.374		213.4	1:53.922		13	Pit Out	96.6	34.287	106.5	47.163			8:45.328	
6	38.186	97.7	32.511	105.4	43.396		209.7	1:54.093		14	38.324	95.7	32.085	<u>111.2</u>	43.405		204.2	1:53.814	
7	41.699	<u>101.3</u>	32.684	99.1	44.088		209.7	1:58.471		15	38.129	90.0	32.439	107.7	47.509		215.6	1:58.077	
8	38.280	100.5	32.444	109.4	<u>43.100</u>		<u>216.9</u>	1:53.824		16	37.947	96.5	<u>31.858</u>	108.8	43.114		212.2	<u>1:52.919</u>	

28 MÁXIMO MARTÍNEZ (ES)										HONDA									
lap	Sect-1	Speed	Sect-2	Speed	Sect-3	Speed	TopSpeed	laptime	pit	lap	Sect-1	Speed	Sect-2	Speed	Sect-3	Speed	Topspeed	laptime	pit
1	Pit Out	94.2	32.397	114.4	Pit In			2:04.136		9	<u>37.465</u>	97.6	31.868		43.317		209.7	1:52.650	
2	Pit Out	101.7	34.902		44.267			2:28.196		10	38.747	99.1	34.844		44.516		208.5	1:58.107	
3	38.181	99.5	31.862		43.335		210.1	1:53.378		11	37.807	100.8	32.129		44.400		205.7	1:54.336	
4	37.878	102.4	31.942		43.386		208.5	1:53.206		12	40.778	89.9	32.804		Pit In		207.7	2:10.405	
5	55.765	95.0	32.297		43.352		207.7	2:11.414		13	Pit Out	100.0	34.013		47.610			8:46.589	
6	37.775	103.2	31.998		42.965		211.4	1:52.738		14	38.125	100.1	31.938		43.277		204.9	1:53.340	
7	37.481	<u>107.2</u>	32.220		43.783		210.5	1:53.484		15	39.650	96.6	32.361		48.435		208.1	2:00.446	
8	37.885	99.7	31.885		<u>42.651</u>		214.7	<u>1:52.421</u>		16	37.702	95.2	<u>31.709</u>	<u>117.9</u>	43.048		<u>215.6</u>	1:52.459	

36 SHARUL EZWAN MOHD SHARIL (MY)										HONDA									
lap	Sect-1	Speed	Sect-2	Speed	Sect-3	Speed	TopSpeed	laptime	pit	lap	Sect-1	Speed	Sect-2	Speed	Sect-3	Speed	Topspeed	laptime	pit
1	Pit Out	94.8	33.086	110.8	43.934			1:57.877		7	<u>37.814</u>	<u>100.7</u>	<u>31.847</u>	<u>121.3</u>	43.243		216.9	<u>1:52.904</u>	
2	38.591	94.4	32.242	119.6	43.794		210.1	1:54.627		8	38.819	93.9	32.931	114.8	Pit In		217.7	2:13.880	
3	42.028	91.8	33.343	114.0	Pit In		208.5	2:15.266		9	Pit Out	88.7	33.010	108.7	Pit In			10:34.372	
4	Pit Out	92.8	32.383	113.7	43.503			4:25.264		10	Pit Out	88.1	34.159	107.1	43.995			7:38.849	
5	37.987	96.3	31.995	114.0	43.088		<u>221.3</u>	1:53.070		11	39.604	91.1	32.182	110.9	48.565		215.6	2:00.351	
6	40.875	92.5	33.633	114.2	44.337		218.2	1:58.845		12	38.233	93.5	31.894	117.5	<u>43.038</u>		216.0	1:53.165	

37 COREY TINKER (GBR)										HONDA									
lap	Sect-1	Speed	Sect-2	Speed	Sect-3	Speed	TopSpeed	laptime	pit	lap	Sect-1	Speed	Sect-2	Speed	Sect-3	Speed	Topspeed	laptime	pit
1	Pit Out	89.9	33.977	109.5	45.624			2:04.310		8	39.624	90.2	32.952	110.7	44.428		199.3	1:57.004	
2	39.514	88.2	33.343	109.5	44.389		209.7	1:57.246		9	39.561	93.8	34.932	103.8	Pit In		199.3	2:12.367	
3	39.252	91.2	32.859	111.5	44.532		<u>211.4</u>	1:56.643		10	Pit Out	87.2	34.495	102.5	45.598			6:21.970	
4	<u>38.896</u>	<u>97.6</u>	33.005	<u>116.3</u>	44.207		208.1	1:56.108		11	39.681	89.9	32.903	107.1	44.604		210.5	1:57.188	
5	39.084	91.8	32.563	114.3	44.235		203.8	<u>1:55.882</u>		12	39.147	92.3	<u>32.510</u>	110.9	44.276		204.2	1:55.933	
6	39.433	93.0	32.608	112.1	Pit In		202.2	2:12.567		13	39.223	90.0	33.049	107.5	44.736		204.2	1:57.008	
7	Pit Out	93.4	33.143	111.1	44.952			10:04.004		14	41.166	91.8	32.629	111.0	<u>44.009</u>		208.9	1:57.804	

43 AMANUEL DAVID BRINTON (GBR)										HONDA									
lap	Sect-1	Speed	Sect-2	Speed	Sect-3	Speed	TopSpeed	laptime	pit	lap	Sect-1	Speed	Sect-2	Speed	Sect-3	Speed	Topspeed	laptime	pit
1	Pit Out	89.7	33.199	108.9	Pit In			2:07.295		9	38.210	99.1	32.425	<u>114.6</u>	44.137		211.8	1:54.772	
2	Pit Out	91.7	33.239	104.5	44.213			2:31.928		10	38.650	100.2	32.763	106.4	44.699		209.7	1:56.112	
3	40.564	99.5	33.829	108.8	44.775		206.5	1:59.168		11	40.436	96.8	34.813	108.7	Pit In		206.5	2:12.201	
4	40.215	92.9	32.674	104.5	49.292		204.5	2:02.181		12	Pit Out	93.5	33.076	109.8	49.638			10:14.867	
5	38.824	95.2	32.475	110.9	44.365		213.0	1:55.664		13	38.676	93.0	32.267	113.3	44.692		211.4	1:55.635	
6	39.163	96.1	32.721	110.2	44.315		207.3	1:56.199		14	38.938	94.4	32.389	111.2	44.044		211.4	1:55.371	
7	38.151	<u>110.5</u>	39.051	109.3	44.461		210.5	2:01.663		15	38.704	102.5	36.302	107.2	43.920		206.1	1:58.926	
8	<u>37.970</u>	99.3	32.306	114.3	43.932		<u>217.7</u>	<u>1:54.208</u>		16	38.482	92.9	<u>32.234</u>	110.8	<u>43.858</u>		213.4	1:54.574	



## FIM CEV REPSOL 2021

### Autódromo Internacional do Algarve

Hawkers ETC Gr B

1 - 4 July 2021

Laps and Sector Times - Qualifying 1

Autodromo Internacional Algarve - 4592 mtr.

54 ALBERTO FERRÁNDEZ (ES)										HONDA									
lap	Sect-1	Speed	Sect-2	Speed	Sect-3	Speed	TopSpeed	laptime	pit	lap	Sect-1	Speed	Sect-2	Speed	Sect-3	Speed	Topspeed	laptime	pit
1	Pit Out	95.2	33.062	105.9	55.034			2:06.945		9	38.054	<u>101.4</u>	31.697	116.6	42.825		203.8	1:52.576	
2	38.306	96.4	32.240	108.4	43.162		208.5	1:53.708		10	38.023	101.2	31.732	116.4	42.946		205.3	1:52.701	
3	37.919	97.9	31.874	110.7	<u>42.689</u>		208.9	<u>1:52.482</u>		11	38.858	96.3	31.854	114.5	Pit In		206.5	2:02.842	
4	39.097	89.4	34.096	105.6	44.856		<u>213.4</u>	1:58.049	D	12	Pit Out	99.0	32.397	117.9	44.348			4:34.280	
5	38.122	96.0	<u>31.500</u>	109.9	43.361		207.3	1:52.983		13	37.965	<u>101.4</u>	31.670	116.0	43.102		205.7	1:52.737	
6	42.818	96.1	33.512	111.7	44.122		209.3	2:00.452		14	39.150	93.3	32.170	119.1	43.153		205.3	1:54.473	
7	<u>37.835</u>	100.3	31.750	114.8	Pit In		208.1	2:04.866		15	38.250	98.9	33.763	<u>119.5</u>	43.941		205.7	1:55.954	
8	Pit Out	99.4	32.496	114.8	43.353			8:33.344		16									

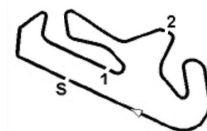
57 JOHNNY GARNES (GBR)										HONDA									
lap	Sect-1	Speed	Sect-2	Speed	Sect-3	Speed	TopSpeed	laptime	pit	lap	Sect-1	Speed	Sect-2	Speed	Sect-3	Speed	Topspeed	laptime	pit
1	Pit Out	82.6	33.661	101.0	47.264			1:59.731		8	39.030	88.5	32.507	106.8	Pit In		207.7	2:07.857	
2	45.599	84.0	32.874	107.6	Pit In		197.1	2:13.421		9	Pit Out	85.3	37.310	103.5	45.588			14:49.987	
3	Pit Out	<u>99.0</u>	36.486	106.1	44.614			3:42.963		10	38.844	90.2	33.083	102.5	46.613		206.5	1:58.540	
4	<u>38.617</u>	92.4	32.627	107.5	44.074		<u>217.7</u>	1:55.318		11	39.303	88.4	32.607	108.2	<u>43.811</u>		215.6	1:55.721	
5	39.015	89.8	32.516	108.0	44.112		211.4	1:55.643		12	38.708	91.4	32.505	<u>114.0</u>	43.816		211.4	1:55.029	
6	39.034	87.7	32.599	105.9	44.227		206.5	1:55.860		13	38.706	89.7	<u>32.409</u>	111.3	43.888		208.1	<u>1:55.003</u>	
7	41.856	86.9	34.177	106.7	45.521		205.3	2:01.554		14									

58 MATEUSZ PASIUK (POL)										HONDA									
lap	Sect-1	Speed	Sect-2	Speed	Sect-3	Speed	TopSpeed	laptime	pit	lap	Sect-1	Speed	Sect-2	Speed	Sect-3	Speed	Topspeed	laptime	pit
1	Pit Out	85.4	34.442	103.7	45.608			2:03.555		8	39.133	96.0	32.826	120.5	Pit In		195.7	2:11.848	
2	39.961	87.5	33.241	106.1	44.485		204.9	1:57.687		9	Pit Out	89.3	33.169	114.2	44.386			16:29.295	
3	40.708	95.0	33.060	115.3	44.668		175.9	1:58.436		10	39.090	96.9	32.688	115.6	<u>43.903</u>		193.5	1:55.681	
4	39.270	96.1	32.938	111.8	44.432		201.5	1:56.640		11	39.188	97.5	32.396	<u>121.8</u>	44.283		<u>207.7</u>	1:55.867	
5	39.167	96.5	32.564	118.3	44.275		198.2	1:56.006		12	<u>38.725</u>	98.5	32.376	119.5	44.022		198.9	<u>1:55.123</u>	
6	39.277	94.2	<u>32.358</u>	118.6	44.309		198.5	1:55.944		13	38.817	98.0	32.545	114.8	44.149		199.3	1:55.511	
7	38.900	<u>99.4</u>	32.852	117.4	44.416		196.0	1:56.168		14									

67 CASEY O'GORMAN (IRL)										HONDA									
lap	Sect-1	Speed	Sect-2	Speed	Sect-3	Speed	TopSpeed	laptime	pit	lap	Sect-1	Speed	Sect-2	Speed	Sect-3	Speed	Topspeed	laptime	pit
1	Pit Out	88.9	33.155	107.4	45.142			2:04.730		5	24:58.786	92.3	33.098	108.3	44.911		210.5	26:16.795	
2	39.086	93.6	32.385	108.9	43.499		200.7	1:54.970		6	38.720	93.4	32.385	110.3	44.262		201.9	1:55.367	
3	37.916	94.9	<u>31.785</u>	<u>114.4</u>	<u>43.294</u>		211.4	<u>1:52.995</u>		7	38.384	91.5	32.240	108.9	43.767		203.4	1:54.391	
4	<u>37.899</u>	<u>100.7</u>	32.139	109.9	43.602		<u>213.9</u>	1:53.640		8	38.126	96.9	32.071	112.9	43.713		207.3	1:53.910	

71 HAMAD KHAMIS AL-SAHOUTI (QAT)										HONDA									
lap	Sect-1	Speed	Sect-2	Speed	Sect-3	Speed	TopSpeed	laptime	pit	lap	Sect-1	Speed	Sect-2	Speed	Sect-3	Speed	Topspeed	laptime	pit
1	Pit Out	91.9	34.864	104.5	45.609			2:06.715		7	39.902	95.7	34.712	111.8	Pit In		206.9	2:07.980	
2	39.253	95.6	32.963	111.3	44.639		204.9	1:56.855		8	Pit Out	90.5	33.585	110.7	44.717			14:44.410	
3	38.858	93.6	32.704	112.0	44.255		205.7	1:55.817		9	38.625	98.9	32.422	<u>118.0</u>	43.767		209.3	1:54.814	
4	43.975	93.6	32.493	115.1	43.753		204.5	2:00.221		10	38.591	97.5	32.338	117.4	43.938		<u>213.0</u>	1:54.867	
5	38.538	97.6	32.436	114.4	43.892		207.7	1:54.866		11	38.435	95.9	<u>32.063</u>	116.1	43.961		205.3	<u>1:54.459</u>	
6	<u>38.299</u>	<u>102.0</u>	33.731	116.9	43.829		211.8	1:55.859		12	38.501	93.7	32.361	114.2	<u>43.659</u>		206.9	1:54.521	

73 GONÇALO RIBEIRO (POR)										HONDA									
lap	Sect-1	Speed	Sect-2	Speed	Sect-3	Speed	TopSpeed	laptime	pit	lap	Sect-1	Speed	Sect-2	Speed	Sect-3	Speed	Topspeed	laptime	pit
1	Pit Out	89.9	34.474	105.1	45.032			2:06.757		9	Pit Out	96.1	32.468	116.5	44.338			2:38.647	
2	39.760	91.8	32.888	115.1	44.311		208.9	1:56.959		10	38.723	102.1	32.504	116.8	43.890		201.1	1:55.117	
3	39.237	95.5	32.536	114.9	44.185		209.3	1:55.958		11	38.653	100.7	33.276	111.0	44.372		200.7	1:56.301	
4	39.063	95.1	32.264	<u>117.8</u>	43.774		201.5	1:55.101		12	38.828	<u>106.7</u>	37.297	115.9	<u>43.561</u>		<u>210.1</u>	1:59.686	
5	38.746	98.0	32.079	117.5	44.097		204.5	1:54.922		13	38.894	95.7	<u>31.946</u>	115.4	43.816		202.2	1:54.656	
6	38.523	100.4	32.956	111.0	Pit In		207.7	2:12.315		14	<u>38.364</u>	99.0	32.800	113.8	43.935		<u>210.1</u>	1:55.099	
7	Pit Out	92.9	34.815	117.4	44.972			11:56.157		15	38.495	99.7	32.007	115.3	43.818		201.9	<u>1:54.320</u>	
8	39.513	98.3	33.477	104.9	Pit In		206.5	2:12.461		16									



## FIM CEV REPSOL 2021

### Autódromo Internacional do Algarve

Hawkers ETC Gr B

1 - 4 July 2021

Laps and Sector Times - Qualifying 1

Autodromo Internacional Algarve - 4592 mtr.

81 CÉSAR PARRILLA (ES)										HONDA									
lap	Sect-1	Speed	Sect-2	Speed	Sect-3	Speed	TopSpeed	laptime	pit	lap	Sect-1	Speed	Sect-2	Speed	Sect-3	Speed	Topspeed	laptime	pit
1	Pit Out	91.2	33.221	107.8	46.767			2:06.106		9	<u>37.506</u>	<u>112.7</u>	32.971	117.0	43.353		211.8	1:53.830	
2	38.455	97.6	32.054	108.7	43.197		208.5	1:53.706		10	37.709	105.5	31.872	<u>125.9</u>	43.209		210.5	1:52.790	
3	37.927	100.3	32.032	110.4	<u>42.962</u>		206.9	1:52.921		11	39.145	100.6	32.570	115.9	Pit In		199.6	2:05.816	
4	37.974	102.1	31.983	113.6	43.261		202.6	1:53.218		12	Pit Out	99.1	32.306	120.5	44.263			13:15.718	
5	38.115	98.9	<u>31.638</u>	114.8	43.332		203.4	1:53.085		13	38.043	100.4	31.658	124.4	43.042		202.6	<u>1:52.743</u>	
6	37.943	103.1	32.399	115.8	47.802		201.9	1:58.144		14	38.357	100.4	31.882	119.7	43.150		201.9	1:53.389	
7	37.521	101.1	31.834	117.6	43.547		<u>217.7</u>	1:52.902		15	39.445	105.9	33.894	125.0	44.122		199.6	1:57.461	
8	38.020	106.7	33.938	116.5	43.919		206.5	1:55.877		16									

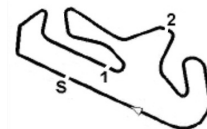
83 ALVARO CARPE (ES)										HONDA									
lap	Sect-1	Speed	Sect-2	Speed	Sect-3	Speed	TopSpeed	laptime	pit	lap	Sect-1	Speed	Sect-2	Speed	Sect-3	Speed	Topspeed	laptime	pit
1	Pit Out	101.8	35.688	106.6	54.466			2:08.786		10	Pit Out	107.1	33.382	114.5	44.729			4:44.772	
2	38.518	102.5	32.291	111.2	43.330		207.7	1:54.139 D		11	37.920	100.9	31.662	125.6	<u>42.963</u>		207.7	1:52.545	
3	38.276	98.1	31.765	115.3	50.790		207.7	2:00.831		12	37.840	102.1	<u>31.569</u>	123.6	43.070		207.3	<u>1:52.479</u>	
4	38.211	105.2	31.928	117.4	43.095		209.7	1:53.234		13	38.007	96.9	31.877	122.3	Pit In		209.3	2:01.810	
5	37.903	100.5	31.878	118.2	43.027		212.2	1:52.808 D		14	Pit Out	104.4	32.338	122.7	43.908			4:33.183	
6	<u>37.648</u>	<u>113.2</u>	36.455	107.5	43.682		213.4	1:57.785		15	38.256	104.0	31.866	124.7	43.431		202.6	1:53.553	
7	37.806	98.7	31.857	110.1	48.394		<u>214.3</u>	1:58.057		16	39.356	91.1	32.704	103.6	44.220		203.4	1:56.280 D	
8	37.987	103.0	31.984	122.0	43.285		208.5	1:53.256		17	37.992	104.9	31.784	<u>125.7</u>	43.253		206.1	1:53.029	
9	37.925	100.8	32.102	120.0	Pit In		210.1	2:03.042		18									

85 XABI ZURUTUZA (ES)										HONDA									
lap	Sect-1	Speed	Sect-2	Speed	Sect-3	Speed	TopSpeed	laptime	pit	lap	Sect-1	Speed	Sect-2	Speed	Sect-3	Speed	Topspeed	laptime	pit
1	Pit Out	93.0	33.250	108.2	46.790			2:06.180		10	37.700	97.6	31.957	112.9	43.299		207.7	1:52.956	
2	37.983	101.2	32.071	113.9	43.319		208.5	1:53.373		11	38.898	105.1	34.388	116.3	44.973		211.4	1:58.259	
3	37.835	98.4	31.629	113.8	<u>42.710</u>		207.3	1:52.174		12	37.639	99.7	31.795	116.5	44.954		210.1	1:54.388	
4	<u>37.214</u>	<u>112.0</u>	32.615	118.7	42.955		213.4	1:52.784		13	40.525	93.5	32.341	116.5	Pit In		215.6	2:10.992	
5	37.659	98.5	32.756	104.2	44.952		208.9	1:55.367		14	Pit Out	104.7	33.980	114.3	47.710			8:45.297	
6	37.614	98.8	31.905	<u>121.1</u>	47.821		212.2	1:57.340		15	39.377	96.0	31.873	117.0	43.503		202.6	1:54.753	
7	37.752	99.4	31.661	113.7	42.856		212.2	1:52.269		16	37.426	105.5	34.524	116.0	45.282		212.6	1:57.232	
8	40.517	98.7	32.373	111.9	43.479		212.2	1:56.369		17	37.638	95.8	<u>31.614</u>	116.8	43.009		208.5	1:52.261	
9	37.521	102.6	31.731	115.0	42.899		<u>218.6</u>	<u>1:52.151</u>		18									

87 ALEX GOURDON (FRA)										HONDA									
lap	Sect-1	Speed	Sect-2	Speed	Sect-3	Speed	TopSpeed	laptime	pit	lap	Sect-1	Speed	Sect-2	Speed	Sect-3	Speed	Topspeed	laptime	pit
1	Pit Out	90.9	34.956	105.9	45.532			2:06.540 D		8	39.234	101.9	32.524	114.9	44.709		199.6	1:56.467	
2	39.483	101.5	33.182	116.0	44.424		205.7	1:57.089		9	40.424	99.9	33.630	112.6	Pit In		201.1	2:08.601	
3	38.702	104.0	33.126	114.9	44.826		206.9	1:56.654		10	Pit Out	90.8	33.656	109.4	44.641			8:11.621	
4	42.822	95.2	32.938	116.8	Pit In		201.5	2:14.577		11	38.692	99.3	32.657	116.9	<u>43.970</u>		<u>210.5</u>	<u>1:55.319</u>	
5	Pit Out	90.5	33.929	107.8	44.823		203.8	1:57.199		12	38.794	100.7	32.507	120.0	44.351		206.5	1:55.652	
6	<u>38.185</u>	109.5	33.028	115.4	45.030		209.3	1:56.243		13	38.840	98.9	<u>32.431</u>	115.3	44.091		204.9	1:55.362	
7	38.477	<u>110.5</u>	33.394	114.8	44.761		209.3	1:56.632		14	38.558	102.3	32.635	114.8	44.339		206.9	1:55.532	

88 CLÉMENT GIABBANI (FRA)										HONDA									
lap	Sect-1	Speed	Sect-2	Speed	Sect-3	Speed	TopSpeed	laptime	pit	lap	Sect-1	Speed	Sect-2	Speed	Sect-3	Speed	Topspeed	laptime	pit
1	Pit Out	85.6	33.651	104.2	45.223			1:58.135		9	39.475	91.0	33.070	115.3	Pit In		200.7	2:05.893	
2	39.718	92.0	33.176	109.8	44.851		203.8	1:57.745		10	Pit Out	83.3	32.996	108.7	44.874			9:05.042	
3	39.446	92.6	33.440	113.3	44.660		206.1	1:57.546		11	39.368	92.9	32.580	115.0	44.583		200.7	1:56.531	
4	39.198	91.8	32.659	110.9	44.551		<u>213.0</u>	1:56.408		12	39.231	90.2	32.485	116.1	44.863		203.8	1:56.579	
5	39.065	92.9	33.375	106.8	44.759		203.8	1:57.199		13	<u>39.047</u>	91.1	32.923	110.2	44.488		201.5	1:56.458	
6	39.573	88.2	<u>32.304</u>	112.9	<u>44.440</u>		204.9	1:56.317		14	39.687	92.3	33.111	111.7	44.676		211.8	1:57.474	
7	39.101	89.3	32.685	112.7	44.446		207.3	<u>1:56.232</u>		15	39.793	90.8	38.592	99.6	Pit In		201.1	2:15.167	
8	39.395	<u>95.2</u>	34.225	<u>118.2</u>	44.696		202.6	1:58.316		16	Pit Out	87.2	33.160	111.1	44.764			4:06.388	

95 MARCO MORELLI (ARG)										HONDA									
lap	Sect-1	Speed	Sect-2	Speed	Sect-3	Speed	TopSpeed	laptime	pit	lap	Sect-1	Speed	Sect-2	Speed	Sect-3	Speed	Topspeed	laptime	pit
1	Pit Out	88.3	33.329	108.5	47.071			2:10.695		10	40.123	100.3	32.734	112.4	Pit In		210.5	2:07.425	
2	38.320	98.9	32.072	113.3	42.937		206.9	1:53.329		11	Pit Out	95.9	32.358	115.8	43.993			6:02.652	
3	37.899	99.1	<u>31.752</u>	113.3	<u>42.591</u>		<u>216.4</u>	<u>1:52.242</u>		12	38.430	97.6	32.067	114.9	43.446		200.7	1:53.943	



## FIM CEV REPSOL 2021

### Autódromo Internacional do Algarve

Hawkers ETC Gr B

1 - 4 July 2021

Laps and Sector Times - Qualifying 1

Autodromo Internacional Algarve - 4592 mtr.

4	<u>37.391</u>	106.8	32.250	110.5	43.637	214.3	1:53.278	13	37.847	<u>114.0</u>	36.341	<u>117.9</u>	45.236	202.2	1:59.424
5	37.483	102.7	31.793	113.9	45.263	211.4	1:54.539	14	38.261	97.4	31.758	117.5	43.362	200.0	1:53.381
6	40.212	99.1	33.057	115.6	45.384	212.2	1:58.653	15	39.061	94.1	32.851	109.5	Pit In	200.4	2:05.851
7	37.859	98.8	32.758	113.1	45.210	214.3	1:55.827	16	Pit Out	93.7	32.643	109.4	Pit In		3:28.141
8	38.366	97.4	32.273	110.2	43.607	214.3	1:54.246	17	Pit Out	95.4	35.257	111.6	43.323		2:54.492
9	37.468	101.5	31.807	114.5	43.059	213.0	1:52.334	18							