

## FIM CEV REPSOL 2021

### Autódromo Internacional do Algarve

Hawkers ETC Gr B

1 - 4 July 2021

Laps and Sector Times - Free Practice 2

Autodromo Internacional Algarve - 4592 mtr.

4 MILAN LEON PAWELEC (POL)									HONDA										
lap	Sect-1	Speed	Sect-2	Speed	Sect-3	Speed	TopSpeed	laptime	pit	lap	Sect-1	Speed	Sect-2	Speed	Sect-3	Speed	Topspeed	laptime	pit
1	Pit Out	92.9	32.674	109.8	43.723			1:55.015		10	Pit Out	92.1	32.814	113.7	45.422			8:17.788	
2	38.769	91.8	32.838	103.7	43.921		210.1	1:55.528		11	39.241	91.7	36.304	107.9	55.343		207.7	2:10.888	
3	38.956	91.7	32.642	104.0	43.472		208.5	1:55.070		12	41.788	91.4	34.382	101.7	49.484		<u>216.0</u>	2:05.654	
4	39.023	92.9	32.581	109.5	43.650		208.5	1:55.254		13	39.000	93.8	32.232	113.7	43.296		212.2	1:54.528	
5	38.753	94.7	32.339	108.2	43.712		209.7	1:54.804		14	38.683	96.6	32.246	110.3	<u>43.141</u>		209.3	1:54.070	
6	39.157	92.9	32.585	111.1	43.628		208.5	1:55.370		15	<u>38.571</u>	95.1	<u>32.141</u>	111.6	43.209		213.4	<u>1:53.921</u>	
7	42.571	94.0	33.739	109.9	45.021		208.1	2:01.331		16	40.994	97.6	32.453	112.5	43.571		208.1	1:57.018	
8	43.061	82.1	34.962	112.3	45.936		191.2	2:03.959		17	38.890	94.6	32.646	<u>114.4</u>	44.069		209.7	1:55.605	
9	38.921	95.9	32.739	112.3	Pit In		209.7	2:11.460		18									

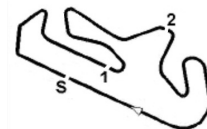
13 HAKIM DANISH (MY)									HONDA										
lap	Sect-1	Speed	Sect-2	Speed	Sect-3	Speed	TopSpeed	laptime	pit	lap	Sect-1	Speed	Sect-2	Speed	Sect-3	Speed	Topspeed	laptime	pit
1	Pit Out	87.0	33.819	111.2	45.226			2:02.020		9	41.942	96.4	35.336	108.8	Pit In		211.8	2:15.574	
2	39.149	98.7	32.972	114.0	43.761		204.5	1:55.882		10	Pit Out	94.2	36.003	104.8	48.120			14:12.567	
3	38.563	100.1	32.686	<u>117.5</u>	44.494		206.5	1:55.743		11	40.841	102.6	32.822	114.0	43.325		197.4	1:56.988	
4	39.115	100.8	33.224	105.7	43.439		206.1	1:55.778		12	39.045	95.2	32.347	113.1	43.220		<u>215.1</u>	1:54.612	
5	38.792	99.2	32.765	109.4	43.777		204.9	1:55.334		13	<u>38.251</u>	100.9	32.629	110.3	43.429		209.7	1:54.309	
6	40.268	95.7	32.656	111.6	43.757		206.5	1:56.681		14	38.625	95.2	<u>32.186</u>	115.8	43.468		208.5	1:54.279	
7	38.293	95.2	33.082	110.5	44.112		212.2	1:55.487		15	38.413	<u>110.9</u>	34.507	105.6	43.642		207.3	1:56.562	
8	38.430	99.9	32.508	111.8	<u>43.152</u>		209.3	<u>1:54.090</u>		16									

16 ALESSANDRO SCIARRETTA (ITA)									HONDA										
lap	Sect-1	Speed	Sect-2	Speed	Sect-3	Speed	TopSpeed	laptime	pit	lap	Sect-1	Speed	Sect-2	Speed	Sect-3	Speed	Topspeed	laptime	pit
1	Pit Out	85.2	36.818	101.5	45.654			2:11.242		9	39.261	92.3	36.495	107.4	53.017		208.1	2:08.773	
2	39.088	89.8	32.606	<u>118.0</u>	45.183		207.7	1:56.877		10	41.718	90.3	34.590	107.4	51.029		205.3	2:07.337	
3	39.330	90.6	32.812	111.6	44.224		204.5	1:56.366		11	39.165	<u>94.7</u>	32.862	111.3	<u>43.821</u>		208.5	1:55.848	
4	39.303	90.7	32.726	112.5	44.326		205.3	1:56.355		12	<u>38.701</u>	91.1	32.532	107.4	44.392		<u>210.1</u>	<u>1:55.625</u>	
5	46.595	66.4	45.963	106.9	46.776		204.5	2:19.334		13	39.078	91.8	32.561	114.2	43.998		203.8	1:55.637	
6	38.875	89.0	<u>32.526</u>	110.8	44.689		209.3	1:56.090		14	39.073	92.6	32.566	116.3	44.578		203.4	1:56.217	
7	40.535	90.7	35.679	104.8	Pit In		205.3	2:15.071		15	39.170	89.3	32.546	111.6	44.112		203.0	1:55.828	
8	Pit Out	71.2	45.034	103.5	49.580			12:48.726		16									

20 OWEN VAN TRIGT (NED)									HONDA										
lap	Sect-1	Speed	Sect-2	Speed	Sect-3	Speed	TopSpeed	laptime	pit	lap	Sect-1	Speed	Sect-2	Speed	Sect-3	Speed	Topspeed	laptime	pit
1	Pit Out	81.8	34.069		44.809			1:59.276		9	Pit Out	91.6	33.387		45.643			12:47.110	
2	39.609	89.8	32.895		44.475		207.7	1:56.979		10	38.658	114.2	38.994		44.534		209.7	2:02.186	
3	38.660	100.1	32.652		<u>43.905</u>		209.7	<u>1:55.217</u>		11	38.968	99.2	32.806		44.404		207.3	1:56.178	
4	38.429	102.0	33.323		44.178		<u>213.4</u>	1:55.930		12	38.805	99.6	32.820		44.106		205.3	1:55.731	
5	39.160	97.4	32.943		44.085		207.7	1:56.188		13	38.980	100.8	33.839		44.098		206.5	1:56.917	
6	<u>38.279</u>	116.9	42.255		44.745		211.8	2:05.279		14	38.614	99.6	<u>32.556</u>		44.215		208.5	1:55.385	
7	39.244	90.6	36.295		53.801		209.7	2:09.340		15	38.964	96.6	32.660		44.510		206.1	1:56.134	
8	38.303	115.6	41.594		Pit In		209.7	2:22.685		16									

21 RUCHE MOODLEY (RSA)									HONDA										
lap	Sect-1	Speed	Sect-2	Speed	Sect-3	Speed	TopSpeed	laptime	pit	lap	Sect-1	Speed	Sect-2	Speed	Sect-3	Speed	Topspeed	laptime	pit
1	Pit Out	79.5	34.068	110.7	43.657			1:55.667		9	53.724	<u>123.9</u>	39.535	106.8	43.793		209.3	2:17.052	
2	38.698	96.1	32.574	108.8	43.223		210.5	1:54.495		10	40.153	98.2	33.164	110.9	Pit In		206.5	2:05.751	
3	38.360	98.5	<u>32.291</u>	113.1	<u>43.113</u>		215.1	<u>1:53.764</u>		11	Pit Out	88.2	36.929	114.6	43.854			2:26.864	
4	38.376	97.3	32.550	112.3	43.284		210.5	1:54.210		12	<u>38.053</u>	103.3	32.446	115.1	43.617		<u>216.4</u>	1:54.116	
5	39.274	98.0	32.738	<u>115.5</u>	43.419		206.5	1:55.431		13	38.575	98.3	33.091	112.0	43.473		207.3	1:55.139	
6	38.346	97.6	33.274	111.6	46.259		211.8	1:57.879		14	38.204	108.4	33.506	111.1	43.888		205.7	1:55.598	
7	51.095	115.3	42.519	110.7	Pit In		200.7	2:28.719		15	39.357	98.7	32.413	111.2	43.507		205.7	1:55.277	
8	Pit Out	94.4	32.764	112.5	43.683			11:37.163		16									

22 DAVID ALMANSA (ES)									HONDA										
lap	Sect-1	Speed	Sect-2	Speed	Sect-3	Speed	TopSpeed	laptime	pit	lap	Sect-1	Speed	Sect-2	Speed	Sect-3	Speed	Topspeed	laptime	pit
1	Pit Out	81.8	32.887	111.9	43.775			1:54.788		8	Pit Out	81.4	38.508	103.4	Pit In			14:56.543	
2	38.402	91.7	32.222	111.3	43.041		212.2	1:53.665		9	Pit Out	88.4	37.416	<u>125.4</u>	43.487			3:56.376	
3	38.066	97.7	32.133	112.4	43.207		<u>214.7</u>	1:53.406		10	<u>37.748</u>	<u>99.2</u>	32.008	113.7	<u>42.818</u>		<u>214.7</u>	<u>1:52.574</u>	



## FIM CEV REPSOL 2021

### Autódromo Internacional do Algarve

Hawkers ETC Gr B

1 - 4 July 2021

Laps and Sector Times - Free Practice 2

Autodromo Internacional Algarve - 4592 mtr.

4	37.946	97.2	31.871	114.4	42.858	213.0	1:52.675	11	37.893	97.3	31.958	113.2	43.045	212.2	1:52.896
5	38.242	95.8	32.703	107.6	43.335	213.0	1:54.280	12	38.054	98.1	<u>31.832</u>	114.2	44.831	207.7	1:54.717
6	38.274	97.2	32.064	109.3	43.524	210.5	1:53.862	13	38.279	94.5	34.538	112.9	46.409	207.3	1:59.226
7	39.711	95.4	33.590	112.9	Pit In	207.7	2:11.349	14							

24 GUILLEM PLANQUES (FRA)									HONDA										
lap	Sect-1	Speed	Sect-2	Speed	Sect-3	Speed	TopSpeed	laptime	pit	lap	Sect-1	Speed	Sect-2	Speed	Sect-3	Speed	Topspeed	laptime	pit
1	Pit Out	89.3	36.217		46.885			2:11.603		6	38.183	107.6	38.847		44.724		212.2	2:01.754	
2	38.594	91.5	32.384		43.721		210.9	1:54.699		7	38.618	92.3	32.651		43.704		209.3	1:54.973	
3	<u>38.055</u>	94.1	<u>32.288</u>		<u>43.303</u>		<u>215.6</u>	<u>1:53.646</u>		8	38.092	98.6	32.712		43.797		211.4	1:54.601	
4	21:24.671	88.3	34.053		47.890		212.2	22:46.614		9	38.415	92.9	32.453		43.984		210.5	1:54.852	
5	38.662	91.1	32.859		43.951		212.2	1:55.472		10	38.384	117.8	37.906		44.021		210.5	2:00.311	

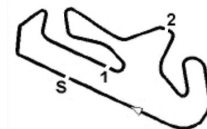
26 PAU ALSINA (ES)									HONDA										
lap	Sect-1	Speed	Sect-2	Speed	Sect-3	Speed	TopSpeed	laptime	pit	lap	Sect-1	Speed	Sect-2	Speed	Sect-3	Speed	Topspeed	laptime	pit
1	Pit Out	94.5	33.277	109.4	43.610			2:01.724		8	38.588	96.9	33.603	86.6	52.826		209.3	2:05.017	
2	<u>38.387</u>	95.4	32.556	<u>111.2</u>	43.729		213.0	1:54.672		9	40.378	93.7	32.871	108.0	43.615		<u>213.4</u>	1:56.864	
3	38.512	93.3	32.666	106.3	43.887		210.9	1:55.065		10	38.419	<u>97.8</u>	35.344	106.1	43.740		211.4	1:57.503	
4	39.385	89.0	34.132	105.6	43.736		207.7	1:57.253		11	39.146	96.6	32.737	107.8	43.873		211.4	1:55.756	
5	38.830	93.0	34.096	101.1	Pit In		209.3	2:10.815		12	38.436	96.7	32.612	109.0	43.782		203.8	1:54.830	
6	Pit Out	94.2	32.708	109.1	43.751			14:42.650		13	38.613	95.7	<u>32.438</u>	109.4	43.544		204.2	<u>1:54.595</u>	
7	38.566	95.3	33.046	106.5	43.644		208.5	1:55.256		14	38.630	96.5	32.475	108.5	<u>43.541</u>		206.1	1:54.646	

28 MÁXIMO MARTÍNEZ (ES)									HONDA										
lap	Sect-1	Speed	Sect-2	Speed	Sect-3	Speed	TopSpeed	laptime	pit	lap	Sect-1	Speed	Sect-2	Speed	Sect-3	Speed	Topspeed	laptime	pit
1	Pit Out	93.1	32.457		43.315			1:53.729		9	45.238	97.6	35.560		48.863		212.2	2:09.661	
2	38.044	98.8	32.173		42.984		209.7	1:53.201		10	38.895	95.3	32.421		42.930		<u>216.9</u>	1:54.246	
3	38.004	94.7	32.112		42.922		210.9	1:53.038		11	38.167	97.6	31.994		42.978		211.8	1:53.139	
4	38.130	<u>100.7</u>	32.066		43.133		209.7	1:53.329		12	<u>37.775</u>	96.5	32.055		42.683		210.5	1:52.513	
5	38.498	91.4	32.975		43.706		212.6	1:55.179		13	37.945	98.8	31.888		42.748		208.5	1:52.581	
6	42.863	89.6	33.796		Pit In		210.1	2:12.125		14	37.857	96.3	<u>31.800</u>		42.974		208.1	1:52.631	
7	Pit Out	93.8	32.526		43.150			12:32.870		15	37.923	98.2	31.801		<u>42.675</u>		210.1	<u>1:52.399</u>	
8	37.985	97.6	31.888		42.750		208.9	1:52.623		16									

36 SHARUL EZWAN MOHD SHARIL (MY)									HONDA										
lap	Sect-1	Speed	Sect-2	Speed	Sect-3	Speed	TopSpeed	laptime	pit	lap	Sect-1	Speed	Sect-2	Speed	Sect-3	Speed	Topspeed	laptime	pit
1	Pit Out	91.4	33.261	114.4	43.777			2:06.355		9	41.658	87.8	34.921	109.2	Pit In		211.8	2:15.593	
2	38.825	95.2	32.811	114.3	43.574		210.9	1:55.210		10	Pit Out	93.3	33.671	107.5	49.859			14:14.848	
3	38.635	95.7	32.049	116.1	43.367		210.1	1:54.051		11	38.502	98.2	<u>32.016</u>	<u>119.6</u>	<u>43.137</u>		210.1	1:53.655	
4	<u>38.075</u>	96.9	32.148	118.0	43.278		217.7	<u>1:53.501</u>		12	38.656	96.3	32.600	115.1	43.520		216.4	1:54.776	
5	38.153	94.8	32.096	108.8	43.788		<u>219.1</u>	1:54.037		13	38.669	97.5	32.288	116.8	43.663		206.1	1:54.620	
6	38.279	97.3	32.439	116.1	43.601		213.4	1:54.319		14	41.418	92.2	32.376	115.1	43.346		208.1	1:57.140	
7	38.624	99.6	32.569	112.4	43.539		213.4	1:54.732		15	38.135	98.4	32.256	112.4	43.272		214.3	1:53.663	
8	38.599	98.8	32.401	114.8	43.519		211.8	1:54.519		16									

37 COREY TINKER (GBR)									HONDA										
lap	Sect-1	Speed	Sect-2	Speed	Sect-3	Speed	TopSpeed	laptime	pit	lap	Sect-1	Speed	Sect-2	Speed	Sect-3	Speed	Topspeed	laptime	pit
1	Pit Out	86.5	33.823	103.7	45.009			2:04.263		5	39.166	92.4	32.551	<u>116.1</u>	43.850		205.7	1:55.567	
2	39.365	91.6	32.968	108.9	44.105		207.3	1:56.438		6	38.878	<u>96.5</u>	32.634	114.4	43.635		204.9	1:55.147	
3	39.321	94.6	32.737	111.9	43.924		204.9	1:55.982		7	<u>38.762</u>	92.3	<u>32.460</u>	109.3	43.760		<u>210.1</u>	<u>1:54.982</u>	
4	39.107	90.7	32.754	110.8	<u>43.621</u>		205.3	1:55.482		8									

43 AMANUEL DAVID BRINTON (GBR)									HONDA										
lap	Sect-1	Speed	Sect-2	Speed	Sect-3	Speed	TopSpeed	laptime	pit	lap	Sect-1	Speed	Sect-2	Speed	Sect-3	Speed	Topspeed	laptime	pit
1	Pit Out	87.4	33.804	105.6	45.207			2:01.613		10	39.663	91.1	32.742	110.3	44.354		206.9	1:56.759	
2	39.285	96.9	32.889	113.2	43.868		207.3	1:56.042		11	39.312	88.7	33.196	102.8	44.286		208.9	1:56.794	
3	<u>38.683</u>	95.1	<u>32.525</u>	<u>114.5</u>	44.426		214.7	<u>1:55.634</u>		12	40.231	88.7	32.797	110.4	48.046		209.7	2:01.074	
4	39.175	96.1	33.136	105.9	<u>43.825</u>		202.6	1:56.136		13	40.210	90.8	32.829	111.2	44.209		<u>216.9</u>	1:57.248	
5	39.131	92.6	33.372	106.2	44.087		211.8	1:56.590		14	38.941	91.4	32.772	107.7	44.183		208.5	1:55.896	
6	40.489	82.8	35.256	113.1	45.615		208.9	2:01.360		15	43.418	85.3	37.051	111.6	44.978		207.3	2:05.447	
7	43.988	73.7	44.110	84.8	Pit In		189.8	2:33.943		16	39.044	<u>102.9</u>	37.503	106.5	48.376		204.9	2:04.923	



## FIM CEV REPSOL 2021

### Autódromo Internacional do Algarve

Hawkers ETC Gr B

1 - 4 July 2021

Laps and Sector Times - Free Practice 2

Autodromo Internacional Algarve - 4592 mtr.

8	Pit Out	88.0	33.375	113.6	44.136		7:41.033	17	39.137	90.9	33.071	108.9	Pit In	210.5	2:11.132
9		39.299	87.2	32.928	110.0	44.484	210.9	1:56.711	18						

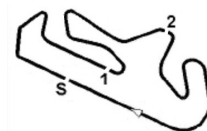
54 ALBERTO FERRÁNDEZ (ES)										HONDA									
lap	Sect-1	Speed	Sect-2	Speed	Sect-3	Speed	TopSpeed	laptime	pit	lap	Sect-1	Speed	Sect-2	Speed	Sect-3	Speed	Topspeed	laptime	pit
1	Pit Out	95.2	32.331	110.3	42.837			1:59.073		10	37.698	100.7	31.910	<u>121.3</u>	42.661		211.4	1:52.269	
2		38.271	97.9	31.942	116.4	42.759	207.3	1:52.972		11	38.453	97.8	32.322	117.0	42.853		<u>213.0</u>	1:53.628	
3		38.036	97.1	31.866	115.6	45.214	208.5	1:55.116		12	38.387	99.7	<u>31.671</u>	117.3	42.930		207.3	1:52.988	
4		38.146	97.6	31.855	117.1	43.187	210.5	1:53.188		13	37.731	101.9	31.821	117.8	42.907		206.5	1:52.459	
5		37.910	98.6	31.766	118.3	42.736	210.5	1:52.412		14	38.184	98.7	32.740	113.2	Pit In		208.1	2:07.785	
6		37.782	100.5	31.739	120.7	42.800	<u>213.0</u>	1:52.321		15	Pit Out	95.7	32.723	116.8	44.735			10:02.844	
7		37.891	98.3	31.738	111.8	<u>42.592</u>	210.5	<u>1:52.221</u>		16	<u>37.685</u>	104.5	32.224	116.9	43.616		208.5	1:53.525	
8		37.781	98.9	31.930	118.9	42.682	209.3	1:52.393		17	37.932	96.8	32.645	117.1	43.071		212.6	1:53.648	
9		37.776	<u>106.1</u>	32.574	114.9	43.422	207.7	1:53.772		18									

57 JOHNNY GARNES (GBR)										HONDA									
lap	Sect-1	Speed	Sect-2	Speed	Sect-3	Speed	TopSpeed	laptime	pit	lap	Sect-1	Speed	Sect-2	Speed	Sect-3	Speed	Topspeed	laptime	pit
1	Pit Out	80.6	33.976	102.7	44.924			1:58.344		9	Pit Out	76.8	38.637	96.9	48.184			13:42.296	
2		39.425	90.6	32.936	107.2	44.391	<u>212.6</u>	1:56.752		10	39.325	91.4	33.467	104.1	48.673		208.9	2:01.465	
3		39.425	91.1	32.881	106.7	44.566	209.3	1:56.872		11	39.427	89.3	32.986	106.9	44.142		207.7	1:56.555	
4		38.937	<u>94.4</u>	33.056	101.4	43.960	208.1	1:55.953		12	39.741	87.2	33.036	109.3	43.969		208.9	1:56.746	
5		39.003	89.6	33.114	104.5	44.527	210.1	1:56.644		13	39.497	90.6	32.830	105.3	<u>43.937</u>		197.1	1:56.264	
6		38.986	90.3	33.370	105.9	45.118	211.4	1:57.474		14	38.961	88.9	32.924	108.8	43.968		205.3	1:55.853	
7		39.094	88.3	33.033	104.8	44.253	209.7	1:56.380		15	<u>38.804</u>	88.9	<u>32.822</u>	<u>109.8</u>	44.047		204.5	<u>1:55.673</u>	
8		44.727	76.4	37.843	97.1	Pit In	208.5	2:24.333		16									

58 MATEUSZ PASIUK (POL)										HONDA									
lap	Sect-1	Speed	Sect-2	Speed	Sect-3	Speed	TopSpeed	laptime	pit	lap	Sect-1	Speed	Sect-2	Speed	Sect-3	Speed	Topspeed	laptime	pit
1	Pit Out	82.1	33.981	104.8	44.577			1:58.458		9	39.578	95.7	33.294	116.6	44.800		201.9	1:57.672	
2		39.492	95.6	33.223	111.7	44.108	210.1	1:56.823		10	38.870	95.1	32.998	<u>118.4</u>	44.348		208.1	1:56.216	
3		39.611	92.5	32.809	113.6	44.731	206.9	1:57.151		11	39.152	95.7	32.913	115.5	44.298		201.1	1:56.363	
4		<u>38.866</u>	97.8	33.000	113.2	<u>43.786</u>	203.8	<u>1:55.652</u>		12	39.018	96.9	<u>32.805</u>	115.6	44.279		<u>210.5</u>	1:56.102	
5		39.152	92.8	33.122	113.4	44.094	206.5	1:56.368		13	39.073	96.8	32.909	113.2	44.482		202.6	1:56.464	
6		39.291	90.5	33.275	117.3	1:59.033	206.9	3:11.599		14	39.025	96.8	33.031	117.8	44.545		200.4	1:56.601	
7		46.150	90.5	41.479	105.5	Pit In	196.0	2:27.602		15	39.252	<u>103.0</u>	34.781	117.4	45.231		201.5	1:59.264	
8	Pit Out	95.9	34.523	108.2	44.980			11:26.099		16									

67 CASEY O'GORMAN (IRL)										HONDA									
lap	Sect-1	Speed	Sect-2	Speed	Sect-3	Speed	TopSpeed	laptime	pit	lap	Sect-1	Speed	Sect-2	Speed	Sect-3	Speed	Topspeed	laptime	pit
1	Pit Out	86.5	36.174	102.8	45.367			2:11.241		9	39.137	90.5	32.620	108.5	44.112		203.8	1:55.869	
2		39.104	90.5	32.682	109.0	44.243	205.3	1:56.029		10	38.925	89.8	32.613	107.5	43.854		207.3	1:55.392	
3		39.191	88.7	32.762	107.5	44.057	204.9	1:56.010		11	<u>38.108</u>	96.1	32.285	<u>113.2</u>	43.603		<u>213.0</u>	<u>1:53.926</u>	
4		38.819	90.4	32.672	106.2	44.094	205.7	1:55.585		12	38.298	95.0	32.374	109.1	<u>43.438</u>		210.1	1:54.110	
5		38.949	90.4	32.513	106.8	44.238	206.1	1:55.700		13	38.347	93.7	32.269	112.9	43.702		207.7	1:54.318	
6		39.081	89.2	32.476	110.8	44.363	204.9	1:55.920		14	38.670	<u>96.9</u>	33.417	105.4	43.839		202.2	1:55.926	
7		40.425	89.7	34.346	105.8	Pit In	206.1	2:18.967		15	38.369	94.2	<u>32.252</u>	109.1	43.813		209.3	1:54.434	
8	Pit Out	94.6	34.447	108.0	49.692			12:25.204		16									

71 HAMAD KHAMIS AL-SAHOUTI (QAT)										HONDA									
lap	Sect-1	Speed	Sect-2	Speed	Sect-3	Speed	TopSpeed	laptime	pit	lap	Sect-1	Speed	Sect-2	Speed	Sect-3	Speed	Topspeed	laptime	pit
1	Pit Out	84.2	38.768	98.5	Pit In			2:19.942		8	Pit Out	101.7	38.275	105.4	45.683			9:13.967	
2		Pit Out	90.9	33.836	104.9	44.843		10:02.490		9	38.825	98.1	32.919	113.4	44.375		210.5	1:56.119	
3		39.011	93.5	33.140	106.0	44.257	213.4	1:56.408		10	38.471	95.7	32.641	111.7	<u>43.530</u>		210.5	<u>1:54.642</u>	
4		38.636	95.1	32.572	<u>116.3</u>	43.560	213.0	1:54.768		11	38.645	93.8	<u>32.509</u>	111.6	43.557		207.3	1:54.711	
5		<u>38.040</u>	103.8	33.176	113.6	43.607	<u>216.9</u>	1:54.823		12	40.289	92.5	32.601	113.1	44.787		208.9	1:57.677	
6		39.009	<u>106.2</u>	33.249	114.9	43.872	215.6	1:56.130		13	38.431	97.6	32.604	110.9	43.659		210.1	1:54.694	
7		39.840	93.3	33.223	110.1	Pit In	212.6	2:06.001		14									



## FIM CEV REPSOL 2021

### Autódromo Internacional do Algarve

Hawkers ETC Gr B

1 - 4 July 2021

Laps and Sector Times - Free Practice 2

Autodromo Internacional Algarve - 4592 mtr.

73 GONÇALO RIBEIRO (POR)										HONDA									
lap	Sect-1	Speed	Sect-2	Speed	Sect-3	Speed	TopSpeed	laptime	pit	lap	Sect-1	Speed	Sect-2	Speed	Sect-3	Speed	Topspeed	laptime	pit
1	Pit Out	88.2	35.597	104.8	45.759			2:08.876		7	Pit Out	95.2	32.885	114.9	44.346			13:16.425	
2	41.359	89.0	35.407	107.8	46.255		207.7	2:03.021		8	39.336	97.5	33.454	114.3	43.761		201.9	1:56.551	
3	39.503	96.0	32.622	112.3	44.060		201.1	1:56.185		9	39.374	98.5	32.602	113.2	43.698		207.7	1:55.674	
4	40.982	92.5	33.004	112.3	43.951		200.0	1:57.937		10	39.273	99.2	33.494	110.8	46.516		201.5	1:59.283	
5	39.204	95.7	32.551	114.0	44.089		201.5	1:55.844		11	39.386	96.5	32.555	113.6	44.127		198.2	1:56.068	
6	40.435	92.1	32.785	110.2	Pit In		201.9	2:11.815		12	39.231	98.9	32.662	113.6	Pit In		203.0	2:12.249	

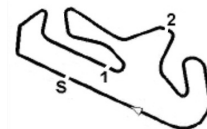
81 CÉSAR PARRILLA (ES)										HONDA									
lap	Sect-1	Speed	Sect-2	Speed	Sect-3	Speed	TopSpeed	laptime	pit	lap	Sect-1	Speed	Sect-2	Speed	Sect-3	Speed	Topspeed	laptime	pit
1	Pit Out	98.4	32.927	115.0	44.051			1:55.081		7	Pit Out	101.6	32.123	125.7	43.044			2:21.894	
2	38.333	102.5	32.256	116.9	43.035		204.2	1:53.624		8	37.710	102.7	32.011	125.9	43.217		209.7	1:52.938	
3	38.435	99.4	32.571	111.5	43.318		208.5	1:54.324		9	37.911	105.9	32.227	120.4	43.317		206.9	1:53.455	
4	38.435	110.3	38.618	120.9	45.764		208.9	2:02.817		10	38.128	106.4	32.757	119.5	Pit In		207.7	2:14.774	
5	38.238	97.0	32.243	111.8	43.311		206.9	1:53.792		11	Pit Out	121.2	40.897	122.7	43.455			11:19.282	
6	38.140	94.7	32.711	116.1	Pit In		212.2	2:18.344		12	38.017	100.8	32.136	120.7	43.014		211.4	1:53.167	

83 ALVARO CARPE (ES)										HONDA									
lap	Sect-1	Speed	Sect-2	Speed	Sect-3	Speed	TopSpeed	laptime	pit	lap	Sect-1	Speed	Sect-2	Speed	Sect-3	Speed	Topspeed	laptime	pit
1	Pit Out	96.5	33.020	121.3	43.486			2:02.957		10	37.876	102.9	32.054	124.1	43.042		208.9	1:52.972	
2	38.328	102.5	32.073	122.6	43.211		210.5	1:53.612		11	39.027	100.1	32.436	125.3	43.123		208.5	1:54.586	
3	37.938	100.9	31.826	120.5	42.618		210.9	1:52.382		12	37.796	98.6	31.521	120.8	43.122		213.0	1:52.439	
4	37.795	105.2	31.892	121.3	42.802		210.9	1:52.489		13	37.138	107.0	31.628	121.3	42.887		215.1	1:51.653	
5	37.752	102.4	31.711	127.8	43.014		210.5	1:52.477		14	39.104	98.1	34.535	115.9	Pit In		206.5	2:07.867	
6	37.878	105.2	31.855	123.0	43.247		210.5	1:52.980		15	Pit Out	96.4	32.716	113.6	43.883			10:02.607	
7	38.259	97.6	31.831	115.4	43.388		211.4	1:53.478		16	37.990	108.5	32.767	116.4	43.434		205.7	1:54.191	
8	37.483	105.7	31.733	123.1	42.599		213.0	1:51.815		17	38.176	98.2	32.208	124.6	43.124		209.3	1:53.508	
9	37.400	102.2	31.819	120.8	43.036		213.4	1:52.255		18									

85 XABI ZURUTUZA (ES)										HONDA									
lap	Sect-1	Speed	Sect-2	Speed	Sect-3	Speed	TopSpeed	laptime	pit	lap	Sect-1	Speed	Sect-2	Speed	Sect-3	Speed	Topspeed	laptime	pit
1	Pit Out	91.1	36.271	109.6	48.679			2:13.142		11	37.996	97.5	32.174	117.9	43.276		208.9	1:53.446	
2	44.549	92.3	36.142	110.4	47.544		157.9	2:08.235		12	37.883	101.7	31.965	120.5	43.421		208.9	1:53.269	
3	44.404	89.3	35.895	112.1	48.320		162.2	2:08.619		13	38.146	101.5	39.698	107.7	49.782		207.3	2:07.626	
4	44.464	90.2	35.609	113.0	47.966		158.1	2:08.039		14	37.710	99.6	31.931	117.8	42.846		211.8	1:52.487	
5	42.634	90.5	33.905	113.7	45.651		161.4	2:02.190		15	41.746	86.5	33.319	120.4	43.382		212.2	1:58.447	
6	42.295	92.6	33.908	114.3	46.277		177.9	2:02.480		16	37.800	102.6	31.755	124.6	43.288		211.8	1:52.843	
7	41.757	96.3	33.686	114.2	45.149		176.5	2:00.592		17	37.617	100.4	31.759	121.3	42.979		209.7	1:52.355	
8	41.648	91.9	34.195	114.8	45.087		179.1	2:00.930		18	37.512	103.1	31.935	118.2	43.096		208.9	1:52.543	
9	40.165	94.8	33.192	116.0	44.213		188.2	1:57.570		19	37.683	100.3	31.946	121.5	43.647		208.5	1:53.276	
10	39.022	97.6	32.717	115.0	43.504		195.3	1:55.243		20	39.162	94.3	35.940	115.1	Pit In		208.1	2:13.209	

87 ALEX GOURDON (FRA)										HONDA									
lap	Sect-1	Speed	Sect-2	Speed	Sect-3	Speed	TopSpeed	laptime	pit	lap	Sect-1	Speed	Sect-2	Speed	Sect-3	Speed	Topspeed	laptime	pit
1	Pit Out	85.9	34.047	107.5	44.925			2:00.540		7	Pit Out	94.7	37.741	105.0	45.674			19:31.004	
2	39.432	94.8	33.071	113.6	44.690		207.3	1:57.193		8	38.923	99.8	33.067	115.6	44.820		207.7	1:56.810	
3	39.213	103.5	32.965	116.4	44.463		206.5	1:56.641		9	38.918	101.8	33.104	116.1	44.726		206.1	1:56.748	
4	38.943	100.5	33.076	115.0	44.173		206.5	1:56.192		10	46.167	100.1	32.979	112.5	44.730		201.9	2:03.876	
5	38.955	98.0	33.044	113.0	44.644		207.7	1:56.643		11	39.102	100.2	33.113	111.2	44.780		202.6	1:56.995	
6	38.792	97.9	35.485	117.9	Pit In		210.5	2:13.827		12	39.505	103.4	33.592	108.2	45.539		203.0	1:58.636	

88 CLÉMENT GIABBANI (FRA)										HONDA									
lap	Sect-1	Speed	Sect-2	Speed	Sect-3	Speed	TopSpeed	laptime	pit	lap	Sect-1	Speed	Sect-2	Speed	Sect-3	Speed	Topspeed	laptime	pit
1	Pit Out	84.2	34.665	115.9	45.529			1:58.627		10	38.954	98.7	33.407	110.2	44.985		203.8	1:57.346	
2	39.362	93.4	33.143	111.6	44.348		206.5	1:56.853		11	39.749	91.9	32.943	120.0	44.530		203.8	1:57.222	
3	39.090	101.0	36.569	111.5	44.775		206.5	2:00.434		12	39.464	98.2	35.649	107.9	44.537		213.4	1:59.650	
4	39.603	92.5	33.463	112.7	44.375		203.8	1:57.441		13	39.241	89.6	32.698	113.6	44.288		205.3	1:56.227	
5	39.692	89.8	33.104	114.4	44.462		203.8	1:57.258		14	39.341	90.5	32.783	113.3	Pit In		203.8	2:04.238	
6	38.934	92.3	32.907	113.0	44.281		207.3	1:56.122		15	Pit Out	99.9	34.663	111.6	44.374			3:20.118	
7	39.185	91.1	33.124	112.0	Pit In		207.7	2:05.606		16	39.127	93.5	32.661	115.1	45.196		204.5	1:56.984	



## FIM CEV REPSOL 2021

### Autódromo Internacional do Algarve

Hawkers ETC Gr B

1 - 4 July 2021

Laps and Sector Times - Free Practice 2

Autodromo Internacional Algarve - 4592 mtr.

8	Pit Out	90.6	33.604	110.3	48.448		7:46.276	17	39.130	93.6	32.754	115.4	<u>44.163</u>	201.9	<u>1:56.047</u>
9		39.122	91.8	32.736	116.3	44.530	204.5	1:56.388	18						

95 MARCO MORELLI (ARG)										HONDA									
lap	Sect-1	Speed	Sect-2	Speed	Sect-3	Speed	TopSpeed	laptime	pit	lap	Sect-1	Speed	Sect-2	Speed	Sect-3	Speed	Topspeed	laptime	pit
1	Pit Out	97.5	34.767	113.9	43.563			2:05.559		9	38.774	96.3	32.263	115.0	49.419		213.0	2:00.456	
2	38.027	100.7	32.005	115.3	<u>42.971</u>		214.3	1:53.003		10	42.647	96.6	33.794	105.9	50.187		213.0	2:06.628	
3	38.047	97.1	31.902	112.5	47.085		209.3	1:57.034		11	37.950	97.3	31.849	114.9	43.168		210.5	1:52.967	
4	38.172	99.5	32.345	109.3	46.575		206.5	1:57.092		12	39.907	97.0	32.423	112.9	43.534		205.3	1:55.864	
5	37.740	<u>107.5</u>	36.352	115.4	Pit In		215.6	2:14.757		13	39.263	92.0	32.592	113.6	43.948		207.7	1:55.803	
6	Pit Out	96.2	33.077	110.9	43.865			11:53.715		14	<u>37.729</u>	97.6	<u>31.719</u>	<u>117.0</u>	42.986		<u>216.0</u>	<u>1:52.434</u>	
7	40.388	97.4	32.836	112.4	43.632		204.5	1:56.856		15	38.872	97.8	37.533	109.3	45.088		206.5	2:01.493	
8	38.383	97.6	32.528	108.9	43.515		205.3	1:54.426		16									