FIM CEV REPSOL 2021

Autódromo Internacional do Algarve

Hawkers ETC Gr A

1 - 4 July 2021

Laps and Sector Times - Qualifying 2

Autodromo Internacional Algarve - 4592 mtr.

2	SPYRIDON MARIOS FOURTHIOTIS (GRE)									HONDA									
lap	Sect-1	Speed	Sect-2	Speed	Sect-3	Speed	TopSpeed	laptime	pit	lap	Sect-1	Speed	Sect-2	Speed	Sect-3	Speed	Topspeed	laptime	pit
1	Pit Out	72.3	35.874	103.9	48.220			2:15.899		8	Pit Out	91.6	33.723	109.1	46.192			14:43.319	
2	40.802	92.7	33.590	113.7	45.263		192.9	1:59.655		9	40.034	94.3	33.347	115.0	Pit In		196.0	2:14.383	
3	40.254	91.8	33.677	109.3	45.230		203.0	1:59.161		10	Pit Out	99.4	34.022	113.2	46.092			3:31.611	
4	39.677	93.3	32.988	115.8	45.322		206.5	1:57.987		11	40.140	91.9	33.371	112.1	45.800		195.7	1:59.311	
5	39.934	100.1	34.216	114.9	45.543		205.7	1:59.693		12	39.963	92.9	33.219	114.0	45.646		194.6	1:58.828	
6	39.971	98.7	33.490	113.3	45.477		194.6	1:58.938		13	39.852	94.4	33.279	115.6	45.559		197.4	1:58.690	
7	40.044	95.2	33.402	115.1	Pit In		193.9	2:15.585		14									

5	OLEG MAXIMILIAN PAWELEC (POL)									HONDA									
lap	Sect-1	Speed	Sect-2	Speed	Sect-3	Speed	TopSpeed	laptime	pit	lap	Sect-1	Speed	Sect-2	Speed	Sect-3	Speed	Topspeed	laptime	pit
1	Pit Out	84.3	35.794	109.0	51.036			2:20.684		9	39.343	99.5	32.796	119.3	Pit In		196.7	2:07.195	
2	38.966	96.7	32.415	118.3	44.299		206.5	1:55.680		10	Pit Out	95.4	32.878	119.9	44.181			11:52.115	
3	38.293	98.1	32.482	118.9	44.275		207.3	1:55.050		11	38.421	98.5	32.032	123.7	43.479		204.9	1:53.932	
4	38.912	98.7	32.275	123.0	43.869		198.9	1:55.056		12	38.588	95.2	32.379	119.6	43.823		210.9	1:54.790	
5	38.870	96.7	32.981	121.2	Pit In		206.5	2:14.775		13	38.721	98.3	32.416	121.8	43.931		213.0	1:55.068	
6	Pit Out	106.7	37.590	119.2	45.284			2:32.085		14	38.357	97.3	32.506	117.6	43.789		211.4	1:54.652	
7	39.396	97.0	32.449	121.2	44.408		195.7	1:56.253		15	38.519	96.4	32.310	117.8	43.889		214.7	1:54.718	
8	38.958	100.0	32.230	125.6	44.326		195.7	1:55.514		16									

10	ADRIÁN CRUCES (ES)									HONDA									
lap	Sect-1	Speed	Sect-2	Speed	Sect-3	Speed	TopSpeed	laptime	pit	lap	Sect-1	Speed	Sect-2	Speed	Sect-3	Speed	Topspeed	laptime	pit
1	Pit Out	91.5	32.642	118.4	44.260			2:05.792		8	37.927	101.7	31.885	116.0	Pit In		205.3	2:07.429	
2	38.553	97.9	32.042	120.9	43.353		201.1	1:53.948		9	Pit Out	101.0	32.553	118.0	44.042			14:08.705	
3	38.556	98.3	32.557	118.9	43.764		203.8	1:54.877		10	37.753	100.7	32.024	121.8	43.223		208.5	1:53.000	
4	37.874	115.6	36.336	116.9	Pit In		204.5	2:09.487		11	37.766	100.6	31.758	122.2	43.055		204.5	1:52.579	
5	Pit Out	106.2	32.699	115.1	45.380			2:53.985		12	37.636	99.0	32.667	115.4	43.271		208.1	1:53.574	
6	37.936	100.2	31.811	117.0	42.733		204.9	1:52.480		13	37.772	101.1	31.827	123.0	43.320		204.2	1:52.919	
7	37.748	101.2	31.713	121.2	43.083		209.7	1:52.544		14									

12	JACOB ROULSTONE (AUS)									HONDA									
lap	Sect-1	Speed	Sect-2	Speed	Sect-3	Speed	TopSpeed	laptime	pit	lap	Sect-1	Speed	Sect-2	Speed	Sect-3	Speed	Topspeed	laptime	pit
1	Pit Out	98.5	41.179	111.1	48.473			2:27.029		8	Pit Out	94.8	32.519	122.0	44.421			10:39.548	
2	39.106	100.8	32.376	121.1	43.982		201.9	1:55.464		9	38.439	104.1	32.318	119.3	43.692		201.9	1:54.449	
3	38.748	96.2	32.612	120.9	49.862		204.2	2:01.222		10	38.442	98.2	32.188	116.1	43.824		211.4	1:54.454	
4	39.211	98.7	32.197	118.2	44.006		200.7	1:55.414		11	44.053	94.2	32.290	112.5	43.463		200.0	1:59.806	
5	38.837	101.8	32.226	117.8	43.931		200.7	1:54.994		12	38.601	99.3	32.575	109.8	43.523		208.9	1:54.699	
6	38.694	98.1	32.399	115.8	Pit In		202.2	2:07.442		13	38.272	99.4	31.930	113.9	43.218		214.7	1:53.420	
7	Pit Out	104.1	42.476	108.9	Pit In			7:49.454		14									

17	TORIN COLLINS (CAN)									HONDA									
lap	Sect-1	Speed	Sect-2	Speed	Sect-3	Speed	TopSpeed	laptime	pit	lap	Sect-1	Speed	Sect-2	Speed	Sect-3	Speed	Topspeed	laptime	pit
1	Pit Out	84.2	37.165	102.9	47.835			2:18.368		9	39.082	92.9	32.628	112.1	Pit In		200.4	2:08.849	
2	39.317	92.2	32.986	111.7	44.337		208.9	1:56.640		10	Pit Out	89.3	34.995	113.0	47.676			13:29.162	
3	38.860	94.2	32.597	115.6	44.086		211.8	1:55.543		11	39.118	93.3	32.633	115.6	46.584		201.9	1:58.335	
4	38.655	94.2	32.655	113.9	43.599		202.2	1:54.909		12	40.855	93.6	32.754	114.8	44.610		200.4	1:58.219	
5	38.872	91.1	32.429	115.6	48.875		203.0	2:00.176		13	38.854	94.9	32.402	114.4	43.984		201.9	1:55.240	
6	38.877	88.6	33.029	107.7	44.171		206.1	1:56.077		14	38.915	97.6	32.429	116.5	43.993		200.0	1:55.337	
7	38.971	95.9	32.748	113.8	43.709		200.4	1:55.428		15	38.414	95.7	32.289	116.5	43.870		201.9	1:54.573	
8	38.705	95.4	32.613	111.3	43.885		204.9	1:55.203		16									

18	ANGEL PIQUERAS (ES)									HONDA									
lap	Sect-1	Speed	Sect-2	Speed	Sect-3	Speed	TopSpeed	laptime	pit	lap	Sect-1	Speed	Sect-2	Speed	Sect-3	Speed	Topspeed	laptime	pit
1	Pit Out	81.7	35.952	112.1	Pit In			2:35.488		9	Pit Out	92.3	32.869	112.0	43.995			12:04.586	
2	Pit Out	96.9	32.773	112.1	44.022			2:32.514		10	38.380	101.1	32.231	112.4	43.590		202.2	1:54.201	
3	38.411	99.1	32.167	116.0	43.455		205.7	1:54.033		11	38.014	102.9	32.076	116.4	43.213		202.6	1:53.303	
4	38.138	100.0	31.993	116.5	43.470		204.2	1:53.601		12	38.266	98.3	32.128	112.5	43.570		202.6	1:53.964	
5	37.925	99.6	31.868	116.4	43.174		205.7	1:52.967		13	37.745	144.0	37.414	114.6	Pit In		203.4	2:16.944	
6	38.039	96.5	32.143	115.4	43.684		209.3	1:53.866		14	Pit Out	89.8	36.386	105.9	48.719			2:49.421	
7	38.422	99.1	32.175	113.0	43.599		202.6	1:54.196		15	38.086	96.7	31.912	116.4	43.327		202.6	1:53.325	

Fastest time : 1:51.733 in lap 16 by nbr. 51 : BRIAN URIARTE (HONDA)

Timekeeping by :

Results: https://livetiming.raceresults.nu/autodromodoalgarve

HEADQUARTERS – Principe de Vergara, 183 – 28002 Madrid – Tel.: +34 91 782 02 20
www. fimcevrepsol.com

FIM CEV REPSOL 2021

Autódromo Internacional do Algarve

Hawkers ETC Gr A

1 - 4 July 2021

Laps and Sector Times - Qualifying 2

Autodromo Internacional Algarve - 4592 mtr.

8	38.367	98.1	32.225	120.8	Pit In		203.0	2:05.882	16									

19	POL SOLÁ (ES)									HONDA								
lap	Sect-1	Speed	Sect-2	Speed	Sect-3	Speed	TopSpeed	laptime	pit	lap	Sect-1	Speed	Sect-2	Speed	Sect-3	Speed	Topspeed	laptime	pit
1	Pit Out	82.2	37.877	98.9	47.601			2:19.369		7	Pit Out	91.4	35.292	102.4	46.686			19:12.983	
2	43.436	93.9	32.438	114.8	44.073		208.1	1:59.947		8	41.390	85.4	33.992	110.1	45.966		200.7	2:01.348	
3	38.815	98.5	32.570	115.8	44.251		213.9	1:55.636		9	39.425	91.7	33.341	111.5	44.650		201.9	1:57.416	D
4	38.175	96.3	31.982	115.0	43.652		212.2	1:53.809		10	38.737	96.0	32.069	111.0	43.833		203.0	1:54.639	
5	38.449	95.4	33.348	110.2	45.787		208.5	1:57.584		11	43.126	92.5	32.792	111.8	44.684		203.8	2:00.602	
6	38.271	98.4	34.017	110.0	Pit In		207.7	2:10.348		12	38.619	93.1	32.149	114.9	44.712		203.4	1:55.480	

25	GONZALO PÉREZ (ES)									HONDA								
lap	Sect-1	Speed	Sect-2	Speed	Sect-3	Speed	TopSpeed	laptime	pit	lap	Sect-1	Speed	Sect-2	Speed	Sect-3	Speed	Topspeed	laptime	pit
1	Pit Out	89.3	34.622	107.5	48.713			2:11.437		8	38.533	97.7	32.260	117.9	43.751		210.1	1:54.544	
2	39.149	89.8	32.370	119.2	44.206		211.8	1:55.725		9	38.622	93.8	32.479	106.7	Pit In		202.6	2:05.128	
3	42.148	93.6	33.362	113.0	44.222		201.5	1:59.732		10	Pit Out	87.0	36.974	105.8	43.911			14:43.257	
4	38.430	96.4	32.052	114.5	43.982		207.3	1:54.464		11	38.224	95.7	32.042	111.1	43.650		210.1	1:53.916	
5	38.953	95.7	32.423	110.4	45.999		205.3	1:57.375		12	38.366	96.3	32.948	113.9	48.665		205.3	1:59.979	
6	38.294	94.2	32.515	112.3	47.747		209.7	1:58.556		13	39.033	92.6	33.893	111.1	43.882		204.2	1:56.808	
7	38.358	97.4	32.054	114.5	43.580		205.3	1:53.992		14	38.071	93.2	32.172	115.0	43.444		215.1	1:53.687	

27	RICO SALMELA (FIN)									HONDA								
lap	Sect-1	Speed	Sect-2	Speed	Sect-3	Speed	TopSpeed	laptime	pit	lap	Sect-1	Speed	Sect-2	Speed	Sect-3	Speed	Topspeed	laptime	pit
1	Pit Out	75.9	36.673	103.5	Pit In			2:30.715		9	39.338	92.2	32.515	114.0	Pit In		198.5	2:07.642	
2	Pit Out	87.3	32.624	112.0	43.785			2:29.624		10	Pit Out	85.0	34.983	107.6	44.581			10:13.389	
3	38.530	92.9	31.915	114.9	43.524		200.7	1:53.969		11	38.371	99.6	32.165	119.6	43.503		207.7	1:54.039	
4	38.393	94.4	31.672	119.2	43.436		200.7	1:53.501		12	37.997	97.6	31.989	119.5	50.068		204.9	2:00.054	
5	38.410	129.7	37.441	112.7	44.199		200.7	2:00.050		13	38.422	91.9	33.250	119.2	43.446		205.3	1:55.118	
6	38.412	92.6	32.118	109.8	43.776		209.7	1:54.306		14	38.246	94.0	31.677	118.3	43.135		209.3	1:53.058	
7	38.828	94.2	31.909	115.3	43.390		203.0	1:54.127		15	37.598	95.7	32.187	113.4	43.218		218.6	1:53.003	
8	37.899	95.7	31.746	119.6	43.448		208.5	1:53.093		16	37.797	94.3	31.624	113.3	43.038		206.9	1:52.459	

31	ROBERTO GARCIA (ES)									HONDA								
lap	Sect-1	Speed	Sect-2	Speed	Sect-3	Speed	TopSpeed	laptime	pit	lap	Sect-1	Speed	Sect-2	Speed	Sect-3	Speed	Topspeed	laptime	pit
1	Pit Out	76.5	35.133	91.4	46.352			2:14.236		8	38.030	101.3	32.045	125.6	43.812		203.0	1:53.887	
2	38.352	101.5	32.156	117.5	43.412		204.2	1:53.920		9	38.991	100.1	32.307	115.4	Pit In		201.5	2:07.600	
3	38.001	102.2	32.184	117.9	43.552		208.5	1:53.737		10	Pit Out	101.5	40.189	114.5	43.515			14:50.198	
4	38.918	102.6	32.094	116.1	43.353		208.1	1:54.365		11	38.125	97.6	31.906	117.8	43.372		209.3	1:53.403	
5	38.055	99.5	32.218	120.0	44.254		210.5	1:54.527		12	37.744	100.2	32.177	117.3	43.446		216.0	1:53.367	
6	42.488	95.4	34.209	109.5	43.905		200.0	2:00.602		13	38.806	93.3	33.630	112.0	43.982		205.7	1:56.418	
7	37.621	97.6	32.178	116.8	43.172		206.5	1:52.971		14	38.100	101.8	31.755	125.0	43.547		221.8	1:53.402	

35	MATTHEW RUISBROEK (NED)									HONDA								
lap	Sect-1	Speed	Sect-2	Speed	Sect-3	Speed	TopSpeed	laptime	pit	lap	Sect-1	Speed	Sect-2	Speed	Sect-3	Speed	Topspeed	laptime	pit
1	Pit Out	74.4	37.616		47.646			2:20.994		8	39.666	92.8	33.341		45.224		196.0	1:58.231	
2	40.278	91.1	33.703		45.199		207.7	1:59.180		9	39.980	94.2	34.191		Pit In		196.0	2:15.386	
3	39.756	94.5	33.886		44.844		209.3	1:58.486		10	Pit Out	89.8	34.165		45.266			9:43.379	
4	39.305	90.7	33.237		44.971		208.1	1:57.513		11	40.320	90.2	33.402		45.313		195.3	1:59.035	
5	40.144	90.4	33.487		Pit In		208.5	2:15.977		12	39.879	90.3	33.321		44.872		196.0	1:58.072	
6	Pit Out	90.2	34.073		45.312			5:37.473		13	39.499	91.8	33.255		45.002		195.7	1:57.756	
7	39.725	93.9	33.545		44.964		194.9	1:58.234		14	39.520	93.2	33.375		44.584		194.6	1:57.479	

44	HUGO MILLAN GRACIA (ES)									HONDA								
lap	Sect-1	Speed	Sect-2	Speed	Sect-3	Speed	TopSpeed	laptime	pit	lap	Sect-1	Speed	Sect-2	Speed	Sect-3	Speed	Topspeed	laptime	pit
1	Pit Out	93.8	32.503	119.2	44.331			2:05.988		8	38.072	100.1	31.694	123.4	Pit In		205.7	2:07.997	
2	38.183	100.7	32.243	115.3	43.320		208.5	1:53.746		9	Pit Out	97.7	32.184	115.9	43.824			14:08.053	
3	38.419	98.3	31.865	119.3	43.819		202.6	1:54.103		10	38.091	98.9	31.912	119.1	43.582		204.2	1:53.585	
4	39.078	98.4	33.062	123.0	Pit In		198.5	2:09.585		11	37.941	97.4	31.533	123.7	42.882		208.1	1:52.356	
5	Pit Out	100.4	32.430	117.0	45.289			2:54.693		12	37.768	97.9	31.766	121.5	42.718		210.9	1:52.252	
6	38.177	97.9	31.731	113.8	42.731		208.9	1:52.639		13	38.499	99.6	32.189	113.8	43.293		201.1	1:53.981	
7	37.891	97.2	31.520	117.5	42.966		213.4	1:52.377		14								

Fastest time : 1:51.733 in lap 16 by nbr. 51 : BRIAN URIARTE (HONDA)

Timekeeping by :

Results: https://livetiming.raceresults.nu/autodromodoalgarve

HEADQUARTERS – Principe de Vergara, 183 – 28002 Madrid – Tel.: +34 91 782 02 20
www. fimcevrepsol.com

autódromo internacional algarve

3 - 4 July
AUTODROMO INTERNACIONAL ALGARVE
FIM CEV REPSOL 2021

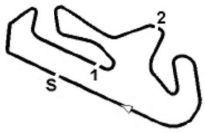

FIM CEV REPSOL 2021

Autódromo Internacional do Algarve

Hawkers ETC Gr A

1 - 4 July 2021

Laps and Sector Times - Qualifying 2

Autodromo Internacional Algarve - 4592 mtr.

47 EDOARDO MICHELE BOGGIO (ITA) — HONDA

lap	Sect-1	Speed	Sect-2	Speed	Sect-3	Speed	TopSpeed	laptime	pit	lap	Sect-1	Speed	Sect-2	Speed	Sect-3	Speed	Topspeed	laptime	pit
1	Pit Out	83.8	36.047	111.7	50.089			2:22.959		7	39.278	93.8	35.973	114.9	46.131		201.1	2:01.382	
2	38.804	91.8	32.360	117.9	44.243		208.9	1:55.407		8	38.800	93.7	32.594	117.1	43.830		202.2	1:55.224	
3	40.714	94.2	33.065	119.5	44.065		210.9	1:57.844		9	40.792	95.6	32.488	113.9	43.790		201.5	1:57.070	
4	38.606	91.1	32.120	120.4	43.951		210.9	1:54.677		10	38.727	94.2	32.102	120.7	43.821		201.1	1:54.650	
5	42.889	97.1	33.636	118.7	Pit In		210.9	2:18.079		11	38.433	92.9	31.970	118.6	43.577		202.2	1:53.980	
6	Pit Out	89.9	34.677	111.5	47.298			21:01.530		12									

51 BRIAN URIARTE (ES) — HONDA

lap	Sect-1	Speed	Sect-2	Speed	Sect-3	Speed	TopSpeed	laptime	pit	lap	Sect-1	Speed	Sect-2	Speed	Sect-3	Speed	Topspeed	laptime	pit
1	Pit Out	83.1	34.763	106.6	Pit In			2:35.087		9	39.133	91.1	32.392	114.5	Pit In		203.8	2:05.438	
2	Pit Out	92.2	33.118	110.0	43.944			2:28.930		10	Pit Out	85.0	33.962	103.7	46.291			10:24.745	
3	38.449	93.2	31.888	116.1	43.431		203.0	1:53.768		11	38.406	91.2	32.293	109.6	43.622		204.5	1:54.321	
4	38.213	94.9	31.746	112.1	43.525		204.2	1:53.484		12	37.781	95.1	31.841	116.9	43.610		210.9	1:53.232	
5	37.969	96.6	31.754	115.4	43.214		203.8	1:52.937		13	37.931	110.1	38.730	108.3	43.554		213.9	2:00.215	
6	37.996	93.8	31.669	117.8	43.531		204.2	1:53.196		14	37.443	103.7	33.126	108.9	44.184		211.4	1:54.753	
7	38.064	96.3	31.817	118.8	43.209		201.5	1:53.090		15	37.765	95.0	31.983	111.0	43.274		209.3	1:53.022	
8	37.799	96.5	31.536	115.1	43.059		203.4	1:52.394		16	37.587	96.7	31.379	116.4	42.767		208.9	1:51.733	

52 JEREMIASZ WOJCIECHOWSKI (POL) — HONDA

lap	Sect-1	Speed	Sect-2	Speed	Sect-3	Speed	TopSpeed	laptime	pit	lap	Sect-1	Speed	Sect-2	Speed	Sect-3	Speed	Topspeed	laptime	pit
1	Pit Out	76.6	35.356	114.2	46.866			2:17.715		9	40.300	97.0	33.784	118.6	46.145		192.5	2:00.229	
2	40.609	96.3	33.768	115.6	45.718		192.9	2:00.095		10	42.316	90.9	33.595	113.1	Pit In		189.8	2:15.696	
3	40.594	95.7	33.436	117.4	45.536		196.7	1:59.566		11	Pit Out	95.7	33.808	114.9	45.230			4:49.367	
4	40.334	92.3	33.376	117.5	45.337		201.5	1:59.047		12	39.692	101.0	33.588	119.6	45.173		197.1	1:58.453	
5	40.073	110.8	39.412	119.2	45.436		196.7	2:04.921		13	39.981	95.3	33.571	114.6	45.320		198.2	1:58.872	
6	40.796	92.9	33.826	117.8	Pit In		194.9	2:12.208		14	39.846	97.2	33.523	112.4	45.416		194.2	1:58.785	
7	Pit Out	89.0	35.276	106.4	46.479			7:19.670		15	40.237	93.8	33.530	116.5	45.681		191.8	1:59.448	
8	40.754	94.9	33.631	116.6	46.077		191.5	2:00.462		16	39.603	101.7	33.750	114.0	45.915		193.9	1:59.268	

62 BLAI TRIAS (ES) — HONDA

lap	Sect-1	Speed	Sect-2	Speed	Sect-3	Speed	TopSpeed	laptime	pit	lap	Sect-1	Speed	Sect-2	Speed	Sect-3	Speed	Topspeed	laptime	pit
1	Pit Out	78.1	37.155	103.3	Pit In			2:32.408		9	Pit Out	89.9	32.932	108.4	43.638			12:04.231	
2	Pit Out	90.5	32.779	105.7	43.952			2:29.475		10	38.734	97.2	32.234	110.5	43.439		203.0	1:54.407	
3	38.822	91.9	32.676	108.0	44.007		205.7	1:55.505		11	38.323	96.7	32.290	110.8	43.582		208.9	1:54.195	
4	38.918	92.9	32.538	106.8	44.292		204.2	1:55.748		12	38.454	94.7	32.377	106.6	43.785		206.1	1:54.616	
5	38.565	93.4	32.507	109.8	43.843		208.5	1:54.915		13	38.290	102.4	35.825	108.5	Pit In		204.9	2:15.615	
6	38.435	94.7	32.631	111.5	44.088		209.3	1:55.154		14	Pit Out	123.3	38.768	106.1	47.571			2:44.657	
7	38.905	91.9	32.341	108.4	43.647		207.7	1:54.893		15	38.545	92.9	32.274	109.3	47.300		203.4	1:58.119	
8	38.671	93.5	32.395	111.1	Pit In		205.3	2:04.841		16									

66 PHILLIP TONN (GER) — HONDA

lap	Sect-1	Speed	Sect-2	Speed	Sect-3	Speed	TopSpeed	laptime	pit	lap	Sect-1	Speed	Sect-2	Speed	Sect-3	Speed	Topspeed	laptime	pit
1	Pit Out	81.0	35.194	109.4	50.205			2:16.366		7	Pit Out	103.0	32.420	123.4	43.556			17:32.141	
2	38.922	102.1	32.037	124.6	43.792		204.9	1:54.751		8	38.761	94.5	31.971	122.7	43.567		203.4	1:54.299	
3	38.992	92.5	32.448	118.2	44.408		204.9	1:55.848		9	38.512	97.3	32.334	116.8	43.565		213.9	1:54.411	
4	38.409	103.1	32.221	121.9	43.348		202.2	1:53.978		10	38.809	102.2	31.925	122.7	43.388		200.0	1:54.122	
5	38.133	117.1	41.727	121.5	Pit In		204.9	2:21.170		11	38.351	98.5	32.072	121.3	43.833		207.7	1:54.256	
6	Pit Out	91.8	32.602	121.5	Pit In			2:45.718		12	38.715	96.9	32.069	118.2	43.104		203.8	1:53.888	

70 KRISTIAN DANIEL JR (USA) — HONDA

lap	Sect-1	Speed	Sect-2	Speed	Sect-3	Speed	TopSpeed	laptime	pit	lap	Sect-1	Speed	Sect-2	Speed	Sect-3	Speed	Topspeed	laptime	pit
1	Pit Out	90.9	35.927	103.1	46.568			2:10.602		9	38.734	95.6	32.741	100.7	Pit In		206.5	2:07.423	
2	38.986	92.2	32.887	111.3	44.899		209.7	1:56.772		10	Pit Out	96.9	33.018	111.1	44.617			12:52.760	
3	38.856	100.7	33.391	110.3	44.500		207.3	1:56.747		11	38.688	96.4	33.675	107.4	44.707		212.2	1:57.070	
4	38.712	92.7	32.814	106.2	44.660		208.1	1:56.186		12	39.035	95.6	32.739	106.5	44.711		201.5	1:56.485	
5	38.840	95.2	33.273	109.5	44.306		208.5	1:56.419		13	38.455	94.6	33.033	107.2	44.571		212.6	1:56.059	
6	39.678	100.4	33.633	108.3	44.969		212.6	1:58.280		14	38.761	95.8	33.217	107.6	44.765		208.1	1:56.743	
7	38.599	94.3	33.136	107.9	44.179		208.5	1:55.914		15	38.709	96.7	32.973	105.6	44.463		206.9	1:56.145	

Fastest time : 1:51.733 in lap 16 by nbr. 51 : BRIAN URIARTE (HONDA)

Timekeeping by :

Results: https://livetiming.raceresults.nu/autodromodoalgarve

REPSOL HONDA DUNLOP DELLORTO PROSECCO DOC ITALIAN GRAND HAWKERS BRIDGESTONE

HEADQUARTERS – Principe de Vergara, 183 – 28002 Madrid – Tel.: +34 91 782 02 20
www. fimcevrepsol.com

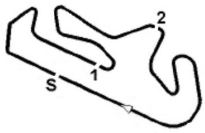

FIM CEV REPSOL 2021

Autódromo Internacional do Algarve

Hawkers ETC Gr A

1 - 4 July 2021

Laps and Sector Times - Qualifying 2

Autodromo Internacional Algarve - 4592 mtr.

8	38.645	99.3	32.940	111.8	44.359		209.7	1:55.944	16									

74	CARTER BROWN (GBR)									HONDA								
lap	Sect-1	Speed	Sect-2	Speed	Sect-3	Speed	TopSpeed	laptime	pit	lap	Sect-1	Speed	Sect-2	Speed	Sect-3	Speed	Topspeed	laptime	pit
1	Pit Out	80.8	35.955	101.9	48.898			2:15.827		7	39.033	100.9	32.694	117.1	44.076		204.9	1:55.803	
2	39.442	96.6	32.635	119.3	44.102		211.8	1:56.179		8	38.302	101.8	33.389	117.3	44.034		205.7	1:55.725	
3	41.740	113.3	38.215	115.3	45.336		201.1	2:05.291		9	39.312	99.4	32.556	113.4	43.819		201.9	1:55.687	
4	39.273	102.5	32.712	119.5	43.926		200.0	1:55.911		10	38.780	102.0	32.475	121.9	43.687		206.9	1:54.942	
5	38.763	98.5	32.902	117.5	Pit In		208.5	2:10.525		11	38.687	94.6	32.275	115.8	43.850		203.8	1:54.812	
6	Pit Out	86.0	33.702	117.1	45.606			18:27.693		12	38.665	96.3	32.338	118.3	43.626		211.8	1:54.629	

78	JOEL ESTEBAN (ES)									HONDA								
lap	Sect-1	Speed	Sect-2	Speed	Sect-3	Speed	TopSpeed	laptime	pit	lap	Sect-1	Speed	Sect-2	Speed	Sect-3	Speed	Topspeed	laptime	pit
1	Pit Out	79.4	35.252	104.2	51.203			2:23.196		9	38.418	99.3	32.216	117.8	43.781		202.2	1:54.415	
2	38.501	99.4	32.150	118.4	44.919		212.6	1:55.570		10	39.833	96.9	33.594	109.2	Pit In		202.6	2:07.187	
3	37.955	109.5	38.715	117.8	Pit In		210.1	2:10.387		11	Pit Out	100.0	32.659	113.9	51.068			12:14.747	
4	Pit Out	102.3	32.474	114.6	43.962			2:22.665		12	37.975	98.9	31.950	118.2	43.373		216.9	1:53.298	
5	37.876	102.8	32.365	114.5	43.789		209.7	1:54.030		13	37.548	100.3	32.153	117.0	43.065		214.7	1:52.766	
6	39.057	94.7	32.312	113.3	44.109		205.3	1:55.478		14	38.044	95.9	32.026	115.9	43.644		217.7	1:53.714	
7	38.470	96.3	31.960	115.8	43.409		204.2	1:53.839		15	37.937	98.0	31.894	118.8	43.622		219.5	1:53.453	
8	38.296	102.4	32.238	115.9	43.478		208.5	1:54.012		16									

84	THÉO GOURDON (FRA)									HONDA								
lap	Sect-1	Speed	Sect-2	Speed	Sect-3	Speed	TopSpeed	laptime	pit	lap	Sect-1	Speed	Sect-2	Speed	Sect-3	Speed	Topspeed	laptime	pit
1	Pit Out	76.0	35.906	102.3	48.494			2:22.178		9	39.328	95.2	32.801	106.3	Pit In		205.7	2:11.297	
2	39.859	93.8	33.002	108.5	44.622		197.4	1:57.483		10	Pit Out	94.4	33.286	109.0	44.358			12:48.927	
3	39.267	101.7	33.006	110.0	44.276		201.5	1:56.549		11	38.967	94.3	32.923	109.9	43.879		214.3	1:55.769	
4	38.983	100.2	32.761	106.3	44.455		209.3	1:56.199		12	38.574	97.8	32.764	114.3	43.691		208.1	1:55.029	
5	39.064	98.5	33.195	111.2	44.214		207.3	1:56.473		13	38.307	99.6	32.300	116.0	44.082		210.9	1:54.689	
6	39.837	101.6	33.963	108.5	44.473		211.8	1:58.273		14	38.788	97.6	32.452	112.0	43.893		201.1	1:55.133	
7	38.804	98.4	32.884	110.3	44.158		204.2	1:55.846		15	38.481	97.7	32.182	114.9	43.489		213.4	1:54.152	
8	38.884	98.8	32.844	113.7	44.250		207.3	1:55.978		16									

89	DEMIS MIHAILA (ITA)									HONDA								
lap	Sect-1	Speed	Sect-2	Speed	Sect-3	Speed	TopSpeed	laptime	pit	lap	Sect-1	Speed	Sect-2	Speed	Sect-3	Speed	Topspeed	laptime	pit
1	Pit Out	77.0	35.869		53.460			2:22.422		7	38.628	101.8	32.359		43.884		204.5	1:54.871	
2	39.043	98.3	33.137		Pit In		205.3	2:07.458		8	38.738	93.7	32.411		51.173		203.0	2:02.322	
3	Pit Out	91.2	33.657		46.697			12:05.349		9	38.610	95.7	32.283		43.669		207.7	1:54.562	
4	38.860	97.8	32.390		43.937		205.7	1:55.187		10	38.185	98.2	32.341		43.623		209.7	1:54.149	
5	38.456	103.0	33.568		Pit In		208.5	2:07.538		11	38.354	97.0	32.387		43.868		209.7	1:54.609	
6	Pit Out	90.8	33.826		45.827			8:16.669		12	38.117	97.5	32.177		43.851		210.9	1:54.145	

91	KOTARO UCHIUMI (JPN)									HONDA								
lap	Sect-1	Speed	Sect-2	Speed	Sect-3	Speed	TopSpeed	laptime	pit	lap	Sect-1	Speed	Sect-2	Speed	Sect-3	Speed	Topspeed	laptime	pit
1	Pit Out	74.8	35.796	111.9	51.002			2:19.260		9	39.366	95.2	32.785	107.7	Pit In		209.3	2:09.622	
2	39.420	91.9	33.626	108.4	44.201		206.9	1:57.247		10	Pit Out	140.6	38.983	120.3	44.711			10:50.872	
3	39.637	94.6	32.678	118.0	44.544		207.3	1:56.859		11	38.933	99.1	32.535	112.9	44.052		202.6	1:55.520	
4	39.513	96.8	32.381	119.9	44.002		201.1	1:55.896		12	38.523	98.0	32.524	119.2	44.327		210.1	1:55.374	
5	39.028	96.9	32.426	121.8	44.435		204.2	1:55.889		13	39.627	94.3	32.866	115.4	43.906		198.9	1:56.399	
6	38.692	100.0	32.930	109.3	44.679		206.9	1:56.301		14	38.854	96.9	32.337	118.0	43.890		211.8	1:55.081	
7	39.041	97.3	32.885	112.9	44.067		200.0	1:55.993		15	38.965	96.7	32.339	116.9	43.533		206.9	1:54.837	
8	39.104	98.0	32.678	115.1	44.215		206.5	1:55.997		16	38.547	95.9	32.276	119.6	43.497		211.8	1:54.320	

93	GUIDO PINI (ITA)									HONDA								
lap	Sect-1	Speed	Sect-2	Speed	Sect-3	Speed	TopSpeed	laptime	pit	lap	Sect-1	Speed	Sect-2	Speed	Sect-3	Speed	Topspeed	laptime	pit
1	Pit Out	78.3	37.071	104.9	48.764			2:19.905		8	38.813	97.4	32.024	114.8	43.705		201.5	1:54.542	
2	39.265	92.1	32.567	111.6	44.270		210.9	1:56.102		9	38.629	98.7	32.330	112.4	43.702		200.4	1:54.661	
3	39.696	94.3	34.550	104.7	45.380		205.3	1:59.626		10	38.851	93.3	31.984	105.2	43.716		200.0	1:54.551	
4	38.483	98.1	31.871	113.9	43.578		212.6	1:53.932		11	38.323	97.0	32.345	114.3	47.927		207.7	1:58.595	
5	38.399	97.9	32.457	114.9	43.717		210.9	1:54.573		12	38.812	99.0	33.884	111.0	44.096		197.8	1:56.792	
6	41.028	93.9	33.078	103.6	Pit In		197.8	2:14.186		13	38.668	96.1	32.184	117.6	43.192		207.7	1:54.044	

Fastest time : 1:51.733 in lap 16 by nbr. 51 : BRIAN URIARTE (HONDA)

Timekeeping by :

Results: https://livetiming.raceresults.nu/autodromodoalgarve

REPSOL HONDA DUNLOP DELLORTO PROSECCO DOC ITALIAN GOOD HAWKERS BRIDGESTONE

HEADQUARTERS – Principe de Vergara, 183 – 28002 Madrid – Tel.: +34 91 782 02 20
www. fimcevrepsol.com

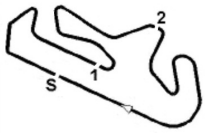

FIM CEV REPSOL 2021

Autódromo Internacional do Algarve

Hawkers ETC Gr A

1 - 4 July 2021

Laps and Sector Times - Qualifying 2

Autodromo Internacional Algarve - 4592 mtr.

7	Pit Out	87.7	33.010	116.0	43.809	16:34.428	14				

Fastest time : 1:51.733 in lap 16 by nbr. 51 : BRIAN URIARTE (HONDA)

Timekeeping by :

Results: https://livetiming.raceresults.nu/autodromodoalgarve

HEADQUARTERS – Principe de Vergara, 183 – 28002 Madrid – Tel.: +34 91 782 02 20
www. fimcevrepsol.com