

FIM CEV REPSOL 2021

Autódromo Internacional do Algarve

Hawkers ETC Gr A

1 - 4 July 2021

Laps and Sector Times - Free Practice 1

Autodromo Internacional Algarve - 4592 mtr.

2 SPYRIDON MARIOS FOURTHIOTIS (GRE)								HONDA									
lap	Sect-1	Speed	Sect-2	Speed	Sect-3	Speed	lap time	Top Speed	lap	Sect-1	Speed	Sect-2	Speed	Sect-3	Speed	lap time	Top Speed
1	Pit Out	89.7	34.393	111.0	46.584		2:03.306		10	40.947	88.8	34.023	112.0	Pit In		2:20.218	202.6
2	42.143	83.2	37.001	111.7	46.269		2:05.413	212.6	11	Pit Out	93.8	33.943	111.0	44.985		7:47.718	
3	40.642	93.8	33.722	114.8	44.656		1:59.020	210.5	12	40.028	93.7	33.627	116.5	45.352		1:59.007	206.9
4	39.310	90.1	33.347	112.5	44.233		1:56.890	216.0	13	39.889	92.5	33.520	111.7	44.785		1:58.194	205.3
5	40.456	94.8	33.421	116.9	44.602		1:58.479	210.1	14	39.802	93.3	33.759	113.2	44.666		1:58.227	205.7
6	40.151	87.7	33.903	110.1	Pit In		2:20.093	208.1	15	39.752	92.7	33.643	113.7	44.667		1:58.062	204.9
7	Pit Out	90.5	33.703	113.3	44.814		2:26.092		16	40.369	118.0	40.182	110.8	44.885		2:05.436	206.1
8	40.191	88.5	33.759	113.7	44.948		1:58.898	205.3	17	39.892	89.8	33.727	113.8	44.751		1:58.370	203.8
9	39.942	90.6	33.479	114.4	44.911		1:58.332	204.2	18								

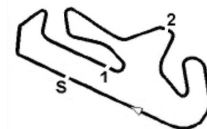
5 OLEG MAXIMILIAN PAWELEC (POL)								HONDA									
lap	Sect-1	Speed	Sect-2	Speed	Sect-3	Speed	lap time	Top Speed	lap	Sect-1	Speed	Sect-2	Speed	Sect-3	Speed	lap time	Top Speed
1	Pit Out	85.0	34.471	105.9	48.201		2:07.360		9	38.323	95.9	32.395	117.9	43.439		1:54.157	210.9
2	41.807	80.8	33.859	113.0	44.867		2:00.533	216.0	10	39.500	97.3	33.446	113.2	Pit In		2:10.891	212.2
3	40.259	91.9	36.643	105.0	45.404		2:02.306	218.2	11	Pit Out	90.2	34.572	115.3	52.413		11:10.966	
4	39.915	87.9	33.574	111.7	44.021		1:57.510	224.5	12	40.287	94.4	33.734	111.3	45.180		1:59.201	208.1
5	38.713	96.9	32.702	114.3	43.881		1:55.296	222.2	13	39.120	95.3	33.001	113.7	44.088		1:56.209	207.7
6	38.563	93.8	32.597	118.3	43.477		1:54.637	216.0	14	38.758	95.7	32.727	114.5	43.953		1:55.438	208.5
7	38.359	95.9	32.661	112.3	43.683		1:54.703	213.9	15	40.224	90.8	33.817	112.9	Pit In		2:12.798	210.1
8	38.228	96.2	32.428	114.9	43.556		1:54.212	217.3	16								

10 ADRIÁN CRUCES (ES)								HONDA									
lap	Sect-1	Speed	Sect-2	Speed	Sect-3	Speed	lap time	Top Speed	lap	Sect-1	Speed	Sect-2	Speed	Sect-3	Speed	lap time	Top Speed
1	Pit Out	82.2	36.386	103.1	53.621		2:22.557		8	38.212	99.5	32.269	119.7	Pit In		2:05.560	211.4
2	38.444	95.7	39.786	97.2	45.405		2:03.635	216.4	9	Pit Out	100.4	33.356	112.6	43.425		16:00.156	
3	38.013	95.0	32.495	114.8	44.521		1:55.029	217.3	10	37.693	103.0	31.725	122.0	42.614		1:52.032	213.4
4	38.851	87.1	32.441	117.8	42.856		1:54.148	222.7	11	37.519	104.3	31.928	119.5	42.573		1:52.020	213.9
5	38.111	96.7	31.800	125.1	42.887		1:52.798	219.1	12	37.468	103.6	31.661	119.3	42.150		1:51.279	214.3
6	38.260	99.8	32.563	118.3	44.465		1:55.288	217.7	13	37.120	104.1	31.787	122.2	42.520		1:51.427	218.6
7	37.821	99.3	31.586	122.7	42.871		1:52.278	212.6	14	42.155	97.5	33.623	95.2	Pit In		2:25.821	216.4

12 JACOB ROULSTONE (AUS)								HONDA									
lap	Sect-1	Speed	Sect-2	Speed	Sect-3	Speed	lap time	Top Speed	lap	Sect-1	Speed	Sect-2	Speed	Sect-3	Speed	lap time	Top Speed
1	Pit Out	92.9	34.399	112.9	44.731		2:09.357		10	38.501	100.6	32.371	117.5	43.268		1:54.140	210.1
2	39.070	101.6	33.602	107.8	43.761		1:56.433	212.2	11	38.105	100.5	32.453	115.9	43.161		1:53.719	210.9
3	38.777	101.2	32.966	113.0	Pit In		2:12.617	220.9	12	38.193	99.0	32.251	116.0	42.684		1:53.128	210.9
4	Pit Out	100.4	32.855	110.3	46.435		2:32.175		13	38.105	98.8	32.033	119.3	43.013		1:53.151	215.1
5	38.727	97.5	32.418	124.3	44.168		1:55.313	210.9	14	44.785	111.0	40.149	113.0	44.102		2:09.036	213.0
6	38.543	103.8	32.484	116.6	43.638		1:54.665	210.1	15	38.094	103.5	32.334	120.0	43.203		1:53.631	212.2
7	38.533	100.3	32.579	113.4	43.469		1:54.581	210.9	16	38.274	104.0	32.273	118.8	43.081		1:53.628	212.2
8	39.981	99.4	33.907	107.0	Pit In		2:11.942	210.9	17	38.024	104.7	32.224	118.8	42.971		1:53.219	211.4
9	Pit Out	93.4	34.901	112.5	44.142		9:06.844		18								

17 TORIN COLLINS (CAN)								HONDA									
lap	Sect-1	Speed	Sect-2	Speed	Sect-3	Speed	lap time	Top Speed	lap	Sect-1	Speed	Sect-2	Speed	Sect-3	Speed	lap time	Top Speed
1	Pit Out	83.3	34.828	99.1	51.544		2:13.055		9	Pit Out	89.8	33.633	109.9	44.120		12:45.981	
2	40.748	82.9	34.154	114.4	44.305		1:59.207	214.7	10	39.130	88.1	32.840	116.3	43.533		1:55.503	214.7
3	40.126	85.0	33.354	112.7	44.130		1:57.610	213.9	11	38.809	90.0	32.564	114.9	43.336		1:54.709	216.4
4	39.760	89.3	32.948	113.0	43.920		1:56.628	214.7	12	39.535	93.8	32.951	114.4	43.672		1:56.158	215.6
5	39.027	91.4	32.813	112.3	44.383		1:56.223	216.0	13	38.688	93.3	32.572	116.1	43.654		1:54.914	214.7
6	38.394	107.8	39.963	108.5	43.741		2:02.098	212.6	14	38.164	97.5	32.643	117.1	43.832		1:54.639	215.6
7	38.752	89.2	32.668	111.9	43.424		1:54.844	215.1	15	38.576	92.5	32.395	114.6	43.356		1:54.327	214.3
8	39.392	89.0	33.219	108.8	Pit In		2:11.451	214.3	16								

18 ANGEL PIQUERAS (ES)								HONDA									
lap	Sect-1	Speed	Sect-2	Speed	Sect-3	Speed	lap time	Top Speed	lap	Sect-1	Speed	Sect-2	Speed	Sect-3	Speed	lap time	Top Speed
1	Pit Out	108.4	43.078	103.9	Pit In		2:33.238		7	18:02.247	87.2	39.738	113.6	44.378		19:26.363	211.8
2	Pit Out	96.2	33.299	113.7	43.849		2:25.299		8	37.966	95.3	31.933	115.8	42.866		1:52.765	219.1
3	38.663	99.1	32.513	112.0	43.305		1:54.481	212.6	9	37.401	98.9	31.853	116.8	42.747		1:52.001	219.5



FIM CEV REPSOL 2021

Autódromo Internacional do Algarve

Hawkers ETC Gr A

1 - 4 July 2021

Laps and Sector Times - Free Practice 1

Autodromo Internacional Algarve - 4592 mtr.

4	38.171	99.1	32.186	115.4	43.121	1:53.478	214.7	10	37.621	98.8	31.911	118.8	42.726	1:52.258	216.0
5	38.141	99.6	32.036	114.4	42.966	1:53.143	212.6	11	37.848	95.2	32.432	122.4	45.366	1:55.646	215.1
6	37.915	97.9	32.199	114.9	42.827	1:52.941	213.4	12	37.753	96.9	31.730	120.5	42.246	1:51.729	219.5

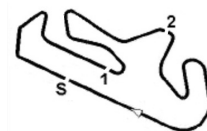
19 POL SOLÁ (ES)								HONDA									
lap	Sect-1	Speed	Sect-2	Speed	Sect-3	Speed	lap time	Top Speed	lap	Sect-1	Speed	Sect-2	Speed	Sect-3	Speed	lap time	Top Speed
1	Pit Out	81.3	34.091	106.6	46.534		2:07.386		9	38.506	97.3	34.285	106.7	Pit In		2:09.207	220.0
2	41.736	86.1	41.569	104.9	46.242		2:09.547	217.7	10	Pit Out	86.0	34.367	105.9	45.680		10:55.957	
3	38.337	90.3	32.367	115.3	43.147		1:53.851	222.7	11	38.554	90.2	32.802	114.2	43.415		1:54.771	216.0
4	39.444	87.6	33.961	105.6	43.895		1:57.300	226.4	12	38.259	94.5	32.364	114.2	43.179		1:53.802	217.7
5	38.571	91.7	32.362	118.7	43.846		1:54.779	224.5	13	37.974	95.6	32.483	110.9	43.713		1:54.170	218.6
6	38.206	95.0	31.964	114.5	43.247		1:53.417	221.8	14	38.593	90.1	33.176	115.4	43.163		1:54.932	220.4
7	38.049	93.6	32.113	116.4	43.406		1:53.568	219.5	15	37.599	97.0	31.972	116.9	42.813		1:52.384	223.1
8	38.136	94.2	32.056	114.8	43.003		1:53.195	221.8	16	37.753	96.3	31.977	118.0	43.038		1:52.768	220.4

25 GONZALO PÉREZ (ES)								HONDA									
lap	Sect-1	Speed	Sect-2	Speed	Sect-3	Speed	lap time	Top Speed	lap	Sect-1	Speed	Sect-2	Speed	Sect-3	Speed	lap time	Top Speed
1	Pit Out	73.3	37.458	100.7	53.269		2:16.759		9	38.509	93.3	32.234	115.1	43.388		1:54.131	215.1
2	41.555	96.8	34.358	109.6	46.675		2:02.588	211.4	10	39.780	92.5	32.926	108.1	Pit In		2:06.545	211.4
3	40.049	95.6	36.065	101.0	44.856		2:00.970	218.6	11	Pit Out	105.5	38.598	116.4	43.468		10:59.612	
4	39.188	109.6	37.811	112.3	43.272		2:00.271	219.1	12	38.757	92.9	32.101	113.2	43.233		1:54.091	216.4
5	39.311	88.7	32.431	120.5	43.698		1:55.440	222.7	13	38.351	91.4	32.029	117.4	43.263		1:53.643	216.0
6	38.226	96.4	32.385	115.9	43.404		1:54.015	218.6	14	38.438	92.9	32.190	115.8	43.676		1:54.304	215.1
7	38.109	97.4	32.200	117.8	43.355		1:53.664	219.5	15	38.453	94.6	32.126	115.0	43.167		1:53.746	213.4
8	38.066	96.8	32.249	119.3	43.354		1:53.669	217.3	16	38.019	94.3	32.487	113.3	43.270		1:53.776	219.1

27 RICO SALMELA (FIN)								HONDA									
lap	Sect-1	Speed	Sect-2	Speed	Sect-3	Speed	lap time	Top Speed	lap	Sect-1	Speed	Sect-2	Speed	Sect-3	Speed	lap time	Top Speed
1	Pit Out	76.9	36.603	91.3	51.936		2:21.753		9	40.425	88.0	33.092	112.3	Pit In		2:09.745	212.6
2	40.363	82.4	36.285	109.8	50.935		2:07.583	219.5	10	Pit Out	83.4	34.782	107.8	45.186		13:52.002	
3	37.924	90.3	32.181	116.4	43.896		1:54.001	216.4	11	38.626	90.6	32.021	117.0	43.271		1:53.918	210.5
4	39.391	85.5	33.160	112.4	43.418		1:55.969	226.9	12	38.543	92.1	32.046	117.0	43.125		1:53.714	210.5
5	37.819	92.6	31.950	119.6	42.746		1:52.515	218.6	13	38.017	93.8	31.870	118.0	42.877		1:52.764	211.4
6	37.672	90.6	32.390	114.4	44.590		1:54.652	219.5	14	38.004	93.8	31.750	121.2	42.879		1:52.633	210.9
7	37.933	91.8	31.819	130.1	42.749		1:52.501	222.2	15	38.924	117.8	39.214	113.1	44.110		2:02.248	210.9
8	38.442	88.7	32.406	120.1	43.208		1:54.056	224.5	16								

31 ROBERTO GARCIA (ES)								HONDA									
lap	Sect-1	Speed	Sect-2	Speed	Sect-3	Speed	lap time	Top Speed	lap	Sect-1	Speed	Sect-2	Speed	Sect-3	Speed	lap time	Top Speed
1	Pit Out	72.2	36.839	111.9	46.016		2:10.415		9	38.082	92.0	31.999	124.9	42.964		1:53.045	213.0
2	41.162	84.2	33.684	111.7	45.229		2:00.075	208.5	10	40.409	95.1	34.124	114.2	Pit In		2:09.940	213.4
3	39.682	86.7	33.106	115.8	44.775		1:57.563	209.7	11	Pit Out	80.0	39.206	115.0	43.475		11:50.443	
4	39.185	88.0	32.651	123.6	44.100		1:55.936	208.9	12	38.104	94.2	31.896	117.9	42.874		1:52.874	216.0
5	39.065	91.8	32.214	117.6	43.510		1:54.789	212.2	13	38.047	92.0	31.803	120.8	43.072		1:52.922	213.9
6	38.144	96.9	32.370	118.7	43.151		1:53.665	212.6	14	41.154	93.9	31.778	123.7	42.969		1:55.901	212.6
7	38.597	87.7	31.899	124.0	43.103		1:53.599	213.4	15	37.942	98.0	31.761	119.3	42.892		1:52.595	214.7
8	38.224	95.0	31.841	122.4	42.934		1:52.999	213.4	16	38.276	99.3	31.917	128.9	43.225		1:53.418	212.6

35 MATTHEW RUI SBROEK (NED)								HONDA									
lap	Sect-1	Speed	Sect-2	Speed	Sect-3	Speed	lap time	Top Speed	lap	Sect-1	Speed	Sect-2	Speed	Sect-3	Speed	lap time	Top Speed
1	Pit Out	77.1	37.200		48.483		2:17.811		9	39.980	89.1	33.275		44.493		1:57.748	206.1
2	41.268	82.5	35.033		45.534		2:01.835	206.9	10	40.197	89.6	33.574		44.750		1:58.521	207.7
3	40.683	79.2	34.013	105.1	44.468		1:59.164	216.9	11	40.190	89.7	34.036		Pit In		2:15.276	203.0
4	39.488	87.3	33.348	108.5	44.536		1:57.372	212.2	12	Pit Out	82.1	34.632		45.694		11:21.934	
5	39.114	95.7	33.847		43.850		1:56.811	214.3	13	39.887	85.8	33.853		44.727		1:58.467	208.1
6	39.790	87.8	33.186		44.216		1:57.192	214.7	14	39.605	88.2	33.601		44.641		1:57.847	205.7
7	38.928	94.1	33.606		44.018		1:56.552	216.4	15	39.434	89.2	33.453		44.261		1:57.148	208.1
8	39.597	88.5	33.232		44.137		1:56.966	208.9	16	39.658	91.1	33.445		44.554		1:57.657	208.9



FIM CEV REPSOL 2021

Autódromo Internacional do Algarve

Hawkers ETC Gr A

1 - 4 July 2021

Laps and Sector Times - Free Practice 1

Autodromo Internacional Algarve - 4592 mtr.

44 HUGO MILLAN GRACIA (ES)								HONDA									
lap	Sect-1	Speed	Sect-2	Speed	Sect-3	Speed	lap time	Top Speed	lap	Sect-1	Speed	Sect-2	Speed	Sect-3	Speed	lap time	Top Speed
1	Pit Out	92.2	33.254	110.2	44.514		1:59.558		8	Pit Out	93.7	33.560	125.6	44.536		1:43.852	
2	38.128	93.8	32.220	113.7	43.070		1:53.418	214.7	9	38.749	94.8	32.213	118.6	42.970		1:53.932	205.3
3	40.381	90.6	33.411	110.7	42.580		1:56.372	212.6	10	38.447	98.8	31.854	125.3	42.928		1:53.229	206.9
4	38.372	95.2	31.814	114.8	42.741		1:52.927	214.3	11	38.088	100.1	31.825	121.8	42.686		1:52.599	207.7
5	38.452	93.8	32.407	115.0	44.499		1:55.358	217.7	12	43.468	92.2	33.415	120.4	Pit In		2:14.639	205.3
6	38.072	95.4	31.706	121.1	42.618		1:52.396	215.1	13	Pit Out	88.7	35.752	121.2	43.364		2:52.305	
7	38.750	95.8	31.885	121.3	Pit In		2:04.702	206.1	14	38.238	96.4	31.727	125.6	42.888		1:52.853	209.7

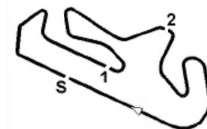
47 EDOARDO MICHELE BOGGIO (ITA)								HONDA									
lap	Sect-1	Speed	Sect-2	Speed	Sect-3	Speed	lap time	Top Speed	lap	Sect-1	Speed	Sect-2	Speed	Sect-3	Speed	lap time	Top Speed
1	Pit Out	78.4	35.130	103.0	48.393		2:09.087		9	38.171	89.9	32.539	121.2	Pit In		2:10.282	216.9
2	42.193	82.2	33.754	118.8	43.824		1:59.771	217.3	10	Pit Out	84.5	34.257	112.5	46.268		10:59.189	
3	38.279	90.0	32.251	116.1	43.451		1:53.981	218.2	11	38.363	92.1	32.484	120.9	42.964		1:53.811	216.4
4	42.465	86.7	33.305	116.1	43.271		1:59.041	214.7	12	38.453	94.2	32.685	118.4	43.373		1:54.511	221.8
5	38.182	91.1	32.594	120.4	43.450		1:54.226	221.3	13	37.953	93.7	31.937	114.2	43.448		1:53.338	216.4
6	38.431	93.1	32.463	122.9	43.655		1:54.549	212.2	14	37.889	94.0	32.234	115.3	43.243		1:53.366	220.4
7	41.438	87.7	33.639	123.4	42.911		1:57.988	212.2	15	38.169	94.9	32.180	116.5	43.414		1:53.763	213.0
8	38.248	90.6	32.473	117.4	42.990		1:53.711	223.6	16	38.590	93.5	32.052	123.9	43.128		1:53.770	213.0

51 BRIAN URIARTE (ES)								HONDA									
lap	Sect-1	Speed	Sect-2	Speed	Sect-3	Speed	lap time	Top Speed	lap	Sect-1	Speed	Sect-2	Speed	Sect-3	Speed	lap time	Top Speed
1	Pit Out	80.9	35.721	104.8	52.991		2:24.849		9	40.525	91.8	33.227	112.9	Pit In		2:10.107	211.4
2	40.092	109.5	41.567	105.6	44.115		2:05.774	218.6	10	Pit Out	90.5	40.357	112.7	44.790		14:00.719	
3	38.739	90.8	32.876	108.3	44.327		1:55.942	217.7	11	37.988	93.7	31.854	115.8	42.966		1:52.808	215.6
4	38.937	89.7	32.180	114.2	43.200		1:54.317	221.3	12	37.703	90.0	31.979	115.1	42.892		1:52.574	216.0
5	38.290	93.4	31.789	112.4	43.014		1:53.093	217.7	13	37.872	94.6	31.815	116.4	43.122		1:52.809	214.7
6	37.715	96.1	31.718	120.4	42.983		1:52.416	218.6	14	37.182	96.3	32.085	117.6	42.616		1:51.883	218.2
7	38.101	93.4	31.941	118.6	42.990		1:53.032	214.3	15	37.386	118.3	39.515	93.2	55.399		2:12.300	213.4
8	38.045	93.8	31.851	122.9	43.156		1:53.052	212.2	16								

52 JEREMIASZ WOJCIECHOWSKI (POL)								HONDA									
lap	Sect-1	Speed	Sect-2	Speed	Sect-3	Speed	lap time	Top Speed	lap	Sect-1	Speed	Sect-2	Speed	Sect-3	Speed	lap time	Top Speed
1	Pit Out	81.7	35.241	105.7	46.880		2:08.620		8	42.087	88.7	34.993	105.2	Pit In		2:20.352	201.9
2	42.166	82.3	34.980	109.6	44.710		2:01.856	206.5	9	Pit Out	87.0	34.520	108.7	44.745		14:24.007	
3	40.202	90.5	34.423	106.7	44.912		1:59.537	209.3	10	40.254	92.2	33.776	114.0	45.047		1:59.077	207.7
4	40.294	84.6	33.849	110.4	45.010		1:59.153	210.9	11	40.154	89.9	33.728	113.7	45.179		1:59.061	203.0
5	40.048	85.8	33.615	116.6	44.860		1:58.523	208.5	12	40.015	95.1	33.536	110.0	47.171		2:00.722	203.0
6	40.119	92.4	33.805	109.9	45.288		1:59.212	206.9	13	40.451	98.8	34.039	111.1	45.596		2:00.086	198.2
7	40.528	91.8	34.009	109.1	46.036		2:00.573	204.5	14	40.434	93.3	33.984	111.8	45.425		1:59.843	201.9

62 BLAI TRIAS (ES)								HONDA									
lap	Sect-1	Speed	Sect-2	Speed	Sect-3	Speed	lap time	Top Speed	lap	Sect-1	Speed	Sect-2	Speed	Sect-3	Speed	lap time	Top Speed
1	Pit Out	80.9	37.338	99.6	46.750		2:12.587		9	38.421	90.9	33.054	113.7	43.447		1:54.922	216.0
2	39.587	107.6	47.235	94.6	44.504		2:11.326	212.2	10	39.801	90.9	33.522	107.5	Pit In		2:09.259	215.6
3	39.154	93.6	33.145	109.5	44.420		1:56.719	217.3	11	Pit Out	85.4	35.917	108.1	48.365		11:49.730	
4	40.072	82.6	33.745	106.6	44.026		1:57.843	216.9	12	38.902	94.1	32.545	110.7	43.498		1:54.945	213.0
5	40.432	91.5	32.898	109.8	44.283		1:57.613	218.6	13	38.302	91.4	32.513	111.6	43.061		1:53.876	215.6
6	38.674	90.3	32.641	109.5	43.755		1:55.070	218.2	14	38.122	93.7	32.258	108.0	42.954		1:53.334	218.6
7	38.849	91.6	32.603	111.8	43.709		1:55.161	216.0	15	38.211	93.8	32.263	109.5	43.169		1:53.643	216.9
8	38.391	91.8	32.636	108.4	43.380		1:54.407	216.0	16	38.249	91.7	32.455	112.9	43.275		1:53.979	220.4

66 PHILLIP TONN (GER)								HONDA									
lap	Sect-1	Speed	Sect-2	Speed	Sect-3	Speed	lap time	Top Speed	lap	Sect-1	Speed	Sect-2	Speed	Sect-3	Speed	lap time	Top Speed
1	Pit Out	79.8	33.902	116.8	45.799		2:07.048		8	38.530	98.6	32.311	120.8	43.113		1:53.954	210.5
2	41.068	89.0	33.544	118.3	43.820		1:58.432	220.9	9	38.946	107.9	41.326	119.2	53.695		2:13.967	213.0
3	38.619	95.1	32.457	113.9	43.685		1:54.761	213.9	10	41.186	97.4	32.997	115.3	43.794		1:57.977	208.9
4	38.723	96.1	32.363	114.2	43.290		1:54.376	213.4	11	38.986	88.2	32.639	120.4	43.221		1:54.846	212.2
5	38.709	96.6	32.189	118.3	42.977		1:53.875	209.7	12	38.199	99.4	31.878	119.6	42.640		1:52.717	213.0
6	39.953	95.5	33.115	116.8	Pit In		2:20.077	210.5	13	37.900	98.4	31.929	120.3	42.943		1:52.772	220.9



FIM CEV REPSOL 2021

Autódromo Internacional do Algarve

Hawkers ETC Gr A

1 - 4 July 2021

Laps and Sector Times - Free Practice 1

Autodromo Internacional Algarve - 4592 mtr.

7	Pit Out	92.9	33.028	122.4	44.887		16:16.222	14											
---	---------	------	--------	-------	--------	--	-----------	----	--	--	--	--	--	--	--	--	--	--	--

70 KRISTIAN DANIEL JR (USA)										HONDA									
lap	Sect-1	Speed	Sect-2	Speed	Sect-3	Speed	lap time	Top Speed		lap	Sect-1	Speed	Sect-2	Speed	Sect-3	Speed	lap time	Top Speed	
1	Pit Out	86.5	34.275	103.3	46.153		2:04.981			9	39.047	91.5	33.364	103.5	Pit In		2:12.567	217.7	
2	40.910	77.8	34.751	107.1	44.572		2:00.233	221.3		10	Pit Out	89.9	34.479	102.2	44.253		10:52.715		
3	39.697	86.1	33.730	105.1	44.444		1:57.871	225.5		11	38.683	91.9	32.833	110.3	43.908		1:55.424	219.1	
4	39.299	91.9	33.398	107.6	44.383		1:57.080	222.2		12	38.818	91.9	32.833	108.5	43.756		1:55.407	220.9	
5	39.695	94.2	33.033	107.9	44.253		1:56.981	220.0		13	38.869	96.2	32.783	109.6	43.949		1:55.601	219.1	
6	38.683	92.4	33.188	106.8	44.217		1:56.088	223.1		14	38.622	93.1	32.777	108.2	43.773		1:55.172	220.0	
7	38.633	91.1	33.010	106.6	44.697		1:56.340	221.8		15	38.550	94.2	32.646	107.5	43.851		1:55.047	219.1	
8	38.916	94.9	32.910	111.9	43.955		1:55.781	222.2		16	38.680	92.0	32.601	107.9	43.597		1:54.878	219.1	

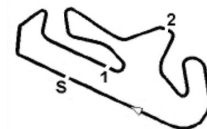
74 CARTER BROWN (GBR)										HONDA									
lap	Sect-1	Speed	Sect-2	Speed	Sect-3	Speed	lap time	Top Speed		lap	Sect-1	Speed	Sect-2	Speed	Sect-3	Speed	lap time	Top Speed	
1	Pit Out	78.6	35.083	114.6	56.123		2:16.489			8	38.923	95.9	32.506	118.0	43.223		1:54.652	207.7	
2	42.258	89.9	34.079	113.4	44.936		2:01.273	210.5		9	39.725	95.8	33.666	116.6	Pit In		2:10.727	213.4	
3	39.211	94.3	34.443	118.0	45.100		1:58.754	213.0		10	Pit Out	112.5	40.653	113.7	45.314		11:23.323		
4	39.045	97.5	32.508	122.9	43.490		1:55.043	215.1		11	39.082	102.2	43.044	106.1	44.955		2:07.081	210.5	
5	38.816	95.8	32.264	115.8	43.567		1:54.647	213.9		12	39.142	95.7	32.658	117.4	43.757		1:55.557	206.1	
6	38.533	104.5	33.077	121.5	43.761		1:55.371	213.4		13	40.810	92.9	33.379	117.3	44.251		1:58.440	211.4	
7	38.562	97.0	32.247	123.0	43.314		1:54.123	214.3		14									

78 JOEL ESTEBAN (ES)										HONDA									
lap	Sect-1	Speed	Sect-2	Speed	Sect-3	Speed	lap time	Top Speed		lap	Sect-1	Speed	Sect-2	Speed	Sect-3	Speed	lap time	Top Speed	
1	Pit Out	84.5	37.686	109.4	53.725		2:23.943			6	38.291	98.5	32.347	116.3	44.536		1:55.174	224.5	
2	39.182	90.9	33.385	121.2	43.469		1:56.036	219.1		7	37.954	95.6	32.035	119.5	43.213		1:53.202	220.9	
3	41.891	128.7	39.028	114.9	44.338		2:05.257	214.7		8	38.548	94.3	32.289	115.8	43.249		1:54.086	224.1	
4	39.159	92.8	32.511	113.3	42.679		1:54.349	220.4		9	39.418	92.3	33.051	120.7	Pit In		2:09.735	220.9	
5	38.161	94.2	32.023	116.8	42.883		1:53.067	227.4		10	Pit Out	87.7	36.414	112.6	47.206		13:55.617		

84 THÉO GOURDON (FRA)										HONDA									
lap	Sect-1	Speed	Sect-2	Speed	Sect-3	Speed	lap time	Top Speed		lap	Sect-1	Speed	Sect-2	Speed	Sect-3	Speed	lap time	Top Speed	
1	Pit Out	88.2	34.828	99.4	46.156		2:08.704			8	40.988	92.0	34.352	101.6	Pit In		2:18.786	210.5	
2	39.851	89.0	34.833	108.0	45.445		2:00.129	213.4		9	Pit Out	87.9	34.366	103.3	45.509		16:01.958		
3	39.484	87.7	34.390	110.3	44.808		1:58.682	214.7		10	40.593	90.4	33.576	107.4	45.010		1:59.179	210.1	
4	39.535	89.1	33.413	109.3	44.892		1:57.840	213.4		11	39.045	94.5	33.441	106.2	44.521		1:57.007	210.1	
5	39.479	91.9	33.139	114.3	44.997		1:57.615	216.9		12	39.060	95.4	33.064	111.5	44.595		1:56.719	210.9	
6	39.389	92.3	33.269	108.8	44.671		1:57.329	216.0		13	38.949	97.2	32.953	114.3	44.308		1:56.210	210.1	
7	39.233	93.8	33.387	107.7	44.751		1:57.371	212.6		14									

89 DEMI S MI HAILA (ITA)										HONDA									
lap	Sect-1	Speed	Sect-2	Speed	Sect-3	Speed	lap time	Top Speed		lap	Sect-1	Speed	Sect-2	Speed	Sect-3	Speed	lap time	Top Speed	
1	40.264	84.3	35.026		50.075		2:05.365	217.3		8	Pit Out	102.0	47.781		44.933		15:30.236		
2	38.271	94.5	32.727		44.780		1:55.778	220.0		9	38.923	97.7	32.464		Pit In		2:06.671	205.7	
3	39.774	89.9	33.199		43.563		1:56.536	219.1		10	Pit Out	96.8	32.762		46.683		2:17.221		
4	37.848	95.7	32.349		43.344		1:53.541	222.7		11	38.192	99.4	32.408		43.194		1:53.794	218.2	
5	37.875	94.9	32.204		43.364		1:53.443	218.2		12	37.993	98.4	32.294		43.036		1:53.323	215.1	
6	37.901	96.4	31.971		42.999		1:52.871	222.7		13	37.912	101.2	32.268		43.098		1:53.278	219.1	
7	38.377	96.2	32.427		Pit In		2:04.282	225.5		14									

91 KOTARO UCHIUMI (JPN)										HONDA									
lap	Sect-1	Speed	Sect-2	Speed	Sect-3	Speed	lap time	Top Speed		lap	Sect-1	Speed	Sect-2	Speed	Sect-3	Speed	lap time	Top Speed	
1	Pit Out	78.5	35.261	108.0	47.258		2:12.663			10	39.156	93.0	32.830	116.4	46.248		1:58.234	211.4	
2	40.866	90.5	33.998	108.7	45.022		1:59.886	204.9		11	40.927	89.2	33.783	114.2	Pit In		2:10.805	203.8	
3	41.527	82.5	35.364	105.5	45.208		2:02.099	212.6		12	Pit Out	88.0	33.978	117.5	44.015		8:52.902		
4	39.987	90.2	33.279	115.1	44.663		1:57.929	213.9		13	39.330	90.0	32.857	118.7	43.823		1:56.010	216.9	
5	39.619	93.0	33.305	108.8	44.338		1:57.262	216.0		14	38.913	92.9	32.605	118.6	43.699		1:55.217	217.3	
6	39.792	92.1	33.035	113.4	44.183		1:57.010	212.6		15	39.084	93.3	32.816	121.9	44.101		1:56.001	213.4	
7	39.208	90.3	32.848	116.6	44.312		1:56.368	217.3		16	39.554	95.2	33.537	120.5	44.325		1:57.416	210.5	
8	39.208	92.2	32.824	120.3	44.578		1:56.610	218.6		17	39.068	93.7	32.915	118.4	43.988		1:55.971	216.4	



FIM CEV REPSOL 2021

Autódromo Internacional do Algarve

Hawkers ETC Gr A

1 - 4 July 2021

Laps and Sector Times - Free Practice 1

Autodromo Internacional Algarve - 4592 mtr.

9	39.201	93.3	32.687	120.3	44.043	1:55.931	219.1	18									
---	--------	------	--------	-------	--------	----------	-------	----	--	--	--	--	--	--	--	--	--

93 GUIDO PINI (ITA)									HONDA								
lap	Sect-1	Speed	Sect-2	Speed	Sect-3	Speed	lap time	Top Speed	lap	Sect-1	Speed	Sect-2	Speed	Sect-3	Speed	lap time	Top Speed
1	Pit Out	81.0	35.364	105.4	47.410		2:10.236		10	39.661	95.2	33.105	105.8	Pit In		2:13.838	203.8
2	40.226	87.2	33.102	111.2	44.581		1:57.909	204.2	11	Pit Out	90.8	34.645	110.3	46.003		8:59.892	
3	42.368	85.0	34.875	104.7	44.915		2:02.158	204.2	12	38.958	95.8	32.762	114.0	43.696		1:55.416	211.8
4	39.716	92.5	32.838	109.3	45.383		1:57.937	210.1	13	38.602	95.2	32.347	112.6	43.345		1:54.294	212.2
5	39.099	92.8	32.667	118.4	43.952		1:55.718	204.2	14	38.082	95.8	32.411	114.2	43.525		1:54.018	213.9
6	39.059	94.2	32.384	115.9	44.081		1:55.524	207.3	15	38.589	98.5	32.367	113.3	43.435		1:54.391	209.3
7	38.702	94.2	32.465	115.6	43.770		1:54.937	208.5	16	38.407	96.9	32.424	114.9	43.662		1:54.493	211.4
8	39.138	96.8	32.507	117.9	43.255		1:54.900	204.2	17	38.417	98.0	32.952	113.9	45.314		1:56.683	211.8
9	38.382	96.3	32.354	118.8	43.808		1:54.544	216.0	18								