



FIM CEV REPSOL 2021

Autódromo Internacional do Algarve

Hawkers ETC

Laps and Sector Times - Race

1 - 4 July 2021

Autodromo Internacional Algarve - 4592 mtr.

5 OLEG MAXI MILIAN PAWELEC (POL)									HONDA										
lap	Sect-1	Speed	Sect-2	Speed	Sect-3	Speed	TopSpeed	laptime	pit	lap	Sect-1	Speed	Sect-2	Speed	Sect-3	Speed	Topspeed	laptime	pit
1		95.7	33.144	115.9	43.669		153.0	1:59.402		9	38.290	95.1	32.264	116.3	43.556		218.2	1:54.110	
2	38.225	94.4	32.068	113.9	43.349		216.0	1:53.642		10	38.795	97.5	32.123	119.6	43.388		206.9	1:54.306	
3	38.437	94.1	32.238	120.4	43.618		<u>218.6</u>	1:54.293		11	38.665	96.4	32.263	118.3	<u>43.077</u>		211.8	1:54.005	
4	38.623	97.6	32.039	113.2	43.389		206.9	1:54.051		12	38.346	95.7	32.130	118.7	43.439		213.0	1:53.915	
5	38.259	95.7	32.089	119.9	43.399		210.9	1:53.747		13	38.582	97.1	32.372	116.4	43.598		210.1	1:54.552	
6	38.501	101.4	31.819	<u>122.9</u>	43.162		207.7	1:53.482		14	38.875	<u>102.8</u>	31.852	122.3	43.661		217.3	1:54.388	
7	<u>37.986</u>	98.1	<u>31.814</u>	121.6	43.413		211.8	<u>1:53.213</u>		15	38.498	96.9	32.151	114.8	43.610		208.5	1:54.259	
8	38.071	98.8	32.276	119.7	43.206		213.4	1:53.553		16									

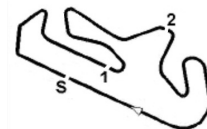
10 ADRIÁN CRUCES (ES)									HONDA										
lap	Sect-1	Speed	Sect-2	Speed	Sect-3	Speed	TopSpeed	laptime	pit	lap	Sect-1	Speed	Sect-2	Speed	Sect-3	Speed	Topspeed	laptime	pit
1		98.7	31.765	119.5	42.944		138.8	1:54.797		9	37.860	100.1	31.612	117.9	42.998		212.2	1:52.470	
2	37.303	98.7	31.454	122.0	42.481		216.0	1:51.238		10	37.711	100.7	31.751	123.0	43.349		216.0	1:52.811	
3	38.014	99.8	31.570	122.0	43.296		207.3	1:52.880		11	38.082	96.9	31.545	120.7	42.711		210.1	1:52.338	
4	37.902	101.7	31.610	124.9	43.196		206.9	1:52.708		12	38.390	97.0	31.749	119.1	42.832		212.6	1:52.971	
5	37.686	101.8	31.956	117.0	42.985		211.4	1:52.627		13	37.894	100.7	31.399	121.1	42.687		206.1	1:51.980	
6	38.478	96.9	31.631	121.6	42.763		201.9	1:52.872		14	37.268	99.6	31.411	121.9	42.522		215.1	1:51.201	
7	37.380	98.7	31.791	119.5	42.998		214.3	1:52.169		15	<u>37.128</u>	<u>102.4</u>	<u>31.261</u>	<u>125.3</u>	<u>42.368</u>		216.9	<u>1:50.757</u>	
8	37.440	101.0	31.589	118.4	42.920		<u>218.6</u>	1:51.949		16									

12 JACOB ROULSTONE (AUS)									HONDA										
lap	Sect-1	Speed	Sect-2	Speed	Sect-3	Speed	TopSpeed	laptime	pit	lap	Sect-1	Speed	Sect-2	Speed	Sect-3	Speed	Topspeed	laptime	pit
1		87.7	33.239	115.0	43.389		152.1	1:58.748		9	38.306	96.2	31.859	121.9	43.581		212.2	1:53.746	
2	38.213	97.6	32.509	107.2	43.195		214.7	1:53.917		10	38.775	95.2	31.967	117.0	43.274		205.3	1:54.016	
3	38.422	98.1	31.807	113.3	43.329		<u>216.4</u>	1:53.558		11	39.317	98.0	32.118	120.5	<u>42.947</u>		205.3	1:54.382	
4	38.531	<u>100.4</u>	<u>31.771</u>	117.1	43.412		213.4	1:53.714		12	38.516	93.8	32.061	113.7	43.319		215.6	1:53.896	
5	<u>37.993</u>	98.4	32.025	<u>124.7</u>	43.268		213.0	<u>1:53.286</u>		13	38.708	95.7	32.249	115.1	44.015		208.9	1:54.972	
6	38.623	100.1	31.995	120.7	43.324		204.2	1:53.942		14	38.422	99.3	31.963	122.0	43.848		215.1	1:54.233	
7	38.560	96.0	32.069	118.6	43.298		206.1	1:53.927		15	38.564	92.9	32.329	117.3	43.634		211.8	1:54.527	
8	38.323	96.1	31.817	122.7	43.590		210.1	1:53.730		16									

13 HAKIM DANISH (MY)									HONDA										
lap	Sect-1	Speed	Sect-2	Speed	Sect-3	Speed	TopSpeed	laptime	pit	lap	Sect-1	Speed	Sect-2	Speed	Sect-3	Speed	Topspeed	laptime	pit
1		98.5	32.890	114.8	44.395		152.5	1:59.450		3	38.746	95.7	32.408	<u>116.9</u>	<u>42.827</u>		218.2	1:53.981	
2	<u>37.902</u>	96.4	<u>31.963</u>	113.3	43.153		<u>220.4</u>	<u>1:53.018</u>		4	38.732	99.2	32.300	113.8	43.056		216.9	1:54.088	

16 ALESSANDRO SCIARRETTA (ITA)									HONDA										
lap	Sect-1	Speed	Sect-2	Speed	Sect-3	Speed	TopSpeed	laptime	pit	lap	Sect-1	Speed	Sect-2	Speed	Sect-3	Speed	Topspeed	laptime	pit
1		89.9	33.322	109.2	44.560		155.2	2:01.198		9	39.057	89.2	32.445	109.4	<u>43.817</u>		208.1	1:55.319	
2	39.271	90.4	32.949	112.6	44.487		211.4	1:56.707		10	39.291	87.4	32.479	107.2	44.125		206.9	1:55.895	
3	38.978	91.8	32.697	114.8	44.206		210.5	1:55.881		11	38.949	89.0	32.392	113.0	44.116		206.9	1:55.457	
4	38.762	<u>93.2</u>	32.573	116.3	44.264		<u>212.6</u>	1:55.599		12	39.658	89.7	32.357	114.5	44.046		211.4	1:56.061	
5	<u>38.654</u>	92.9	32.844	116.3	44.508		208.9	1:56.006		13	38.932	91.4	32.523	110.7	44.096		205.7	1:55.551	
6	39.466	89.5	32.663	109.8	44.042		207.3	1:56.171		14	39.151	<u>93.2</u>	32.704	110.9	44.210		206.1	1:56.065	
7	38.711	92.4	32.554	114.2	44.014		208.9	1:55.279		15	38.730	89.6	<u>32.330</u>	<u>117.6</u>	44.246		208.1	1:55.306	
8	38.662	91.9	32.699	113.4	43.878		208.1	<u>1:55.239</u>		16									

17 TORIN COLLINS (CAN)									HONDA										
lap	Sect-1	Speed	Sect-2	Speed	Sect-3	Speed	TopSpeed	laptime	pit	lap	Sect-1	Speed	Sect-2	Speed	Sect-3	Speed	Topspeed	laptime	pit
1		94.4	33.508	109.0	44.052		157.0	2:00.348		9	39.107	96.6	32.164	113.0	43.543		201.9	1:54.814	
2	38.514	95.0	32.307	111.6	43.705		<u>216.9</u>	1:54.526		10	38.911	97.1	32.419	113.1	43.525		212.6	1:54.855	
3	38.565	92.7	32.228	109.6	<u>43.433</u>		214.7	1:54.226		11	38.658	96.6	32.166	116.5	43.481		203.8	1:54.305	
4	<u>38.219</u>	97.0	32.149	111.7	44.003		214.3	1:54.371		12	38.463	<u>99.4</u>	32.332	114.4	43.606		204.5	1:54.401	
5	38.287	94.3	<u>32.126</u>	112.1	43.640		212.6	<u>1:54.053</u>		13	38.514	97.4	32.202	<u>118.9</u>	43.916		205.3	1:54.632	
6	38.639	95.6	32.406	115.3	43.631		213.0	1:54.676		14	38.714	99.1	32.412	109.6	43.513		205.7	1:54.639	
7	38.507	95.5	32.446	112.7	44.264		206.9	1:55.217		15	38.299	98.9	32.318	110.8	43.589		205.7	1:54.206	
8	39.119	96.0	32.368	116.3	43.997		201.1	1:55.484		16									



FIM CEV REPSOL 2021

Autódromo Internacional do Algarve

Hawkers ETC

1 - 4 July 2021

Laps and Sector Times - Race

Autodromo Internacional Algarve - 4592 mtr.

18 ANGEL PIQUERAS (ES)										HONDA									
lap	Sect-1	Speed	Sect-2	Speed	Sect-3	Speed	TopSpeed	laptime	pit	lap	Sect-1	Speed	Sect-2	Speed	Sect-3	Speed	Topspeed	laptime	pit
1		97.9	32.191	119.3	42.849		130.9	1:53.812		9	38.398	95.7	31.467	122.3	42.939		214.3	1:52.804	
2	37.987	99.6	31.548	120.1	42.737		<u>216.4</u>	1:52.272		10	38.578	97.5	32.168	120.8	43.835		212.6	1:54.581	
3	38.179	99.0	31.520	118.8	43.347		212.2	1:53.046		11	38.477	98.3	32.004	116.1	43.280		200.0	1:53.761	
4	38.873	96.2	<u>31.345</u>	<u>126.6</u>	42.886		210.5	1:53.104		12	38.424	100.2	32.466	118.4	43.979		204.5	1:54.869	
5	37.658	97.2	31.762	113.9	43.384		<u>216.4</u>	1:52.804		13	38.472	<u>101.8</u>	32.672	114.0	44.109		198.5	1:55.253	
6	37.955	100.7	31.496	124.3	42.878		214.7	1:52.329		14	39.075	100.4	32.666	114.3	44.323		195.3	1:56.064	
7	<u>37.630</u>	98.8	31.649	113.9	42.927		<u>216.4</u>	<u>1:52.206</u>		15	39.116	98.0	32.776	115.9	44.702		200.7	1:56.594	
8	37.884	96.1	31.768	115.6	<u>42.699</u>		213.9	1:52.351		16									

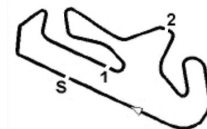
19 POL SOLÁ (ES)										HONDA									
lap	Sect-1	Speed	Sect-2	Speed	Sect-3	Speed	TopSpeed	laptime	pit	lap	Sect-1	Speed	Sect-2	Speed	Sect-3	Speed	Topspeed	laptime	pit
1		93.7	32.179	114.2	43.726		150.2	1:57.472		9	38.475	93.3	32.209	114.8	43.441		213.9	1:54.125	
2	38.595	92.0	32.092	114.6	43.673		<u>217.3</u>	1:54.360		10	38.199	91.7	32.139	118.3	43.350		211.8	1:53.688	
3	<u>37.969</u>	97.0	32.144	112.7	43.695		214.7	1:53.808		11	38.881	95.2	32.112	116.0	<u>43.156</u>		212.6	1:54.149	
4	38.038	98.4	32.041	<u>120.1</u>	43.955		214.7	1:54.034		12	38.562	94.2	32.180	115.6	43.631		211.4	1:54.373	
5	39.219	92.8	32.063	113.3	43.615		204.9	1:54.897		13	38.385	93.3	32.279	112.7	43.946		210.5	1:54.610	
6	38.388	97.9	<u>31.868</u>	116.0	43.254		213.0	1:53.510		14	38.863	<u>99.0</u>	31.953	117.3	43.466		212.2	1:54.282	
7	38.040	97.5	31.957	115.9	43.438		214.7	<u>1:53.435</u>		15	38.644	91.4	32.298	114.5	43.602		214.3	1:54.544	
8	38.378	94.1	32.120	116.3	43.410		213.9	1:53.908		16									

20 OWEN VAN TRIGT (NED)										HONDA									
lap	Sect-1	Speed	Sect-2	Speed	Sect-3	Speed	TopSpeed	laptime	pit	lap	Sect-1	Speed	Sect-2	Speed	Sect-3	Speed	Topspeed	laptime	pit
1		86.4	33.265		44.863		155.6	2:01.918		9	39.508	97.6	32.859		44.304		207.7	1:56.671 D	
2	38.725	95.6	32.997		44.313		<u>214.7</u>	1:56.035		10	38.756	96.9	32.567		44.162		207.3	1:55.485	
3	38.735	92.7	32.730		44.214		213.9	1:55.679		11	38.746	97.4	32.811		44.215		208.9	1:55.772	
4	38.726	95.6	<u>32.538</u>		44.106		209.3	1:55.370		12	38.893	95.0	32.594		44.140		206.1	1:55.627	
5	<u>38.344</u>	<u>105.2</u>	33.006		44.528		210.1	1:55.878		13	38.612	95.8	32.666		44.215		210.5	1:55.493	
6	39.294	97.5	32.901		43.857		204.9	1:56.052		14	38.903	95.7	32.858		44.197		210.9	1:55.958	
7	38.931	97.8	32.565		43.954		210.5	1:55.450 D		15	38.728	94.0	32.591		<u>43.834</u>		210.5	<u>1:55.153</u>	
8	38.423	104.7	32.623		44.365		210.9	1:55.411		16									

21 RUCHÉ MOODLEY (RSA)										HONDA									
lap	Sect-1	Speed	Sect-2	Speed	Sect-3	Speed	TopSpeed	laptime	pit	lap	Sect-1	Speed	Sect-2	Speed	Sect-3	Speed	Topspeed	laptime	pit
1		89.0	33.385	116.9	43.993		150.8	1:59.805		9	38.705	99.3	32.117	115.1	43.510		203.0	1:54.332	
2	38.229	96.9	32.092	116.4	43.091		217.3	<u>1:53.412</u>		10	38.417	99.4	32.183	<u>118.2</u>	43.586		204.9	1:54.186	
3	38.584	93.8	32.201	117.8	43.353		<u>220.9</u>	1:54.138		11	38.535	99.4	32.137	117.6	43.416		204.2	1:54.088	
4	38.623	95.1	32.187	113.9	43.403		207.7	1:54.213		12	38.739	100.5	32.149	117.9	43.475		204.5	1:54.363	
5	<u>38.221</u>	99.5	32.533	116.8	<u>43.051</u>		215.6	1:53.805		13	38.376	96.6	32.192	111.6	43.630		206.5	1:54.198	
6	38.905	93.2	32.334	115.0	43.274		210.1	1:54.513		14	38.375	102.7	32.273	117.8	43.715		210.1	1:54.363	
7	38.583	98.1	32.224	109.6	46.664		208.9	1:57.471		15	38.627	98.8	<u>32.054</u>	116.8	43.401		204.5	1:54.082	
8	38.801	<u>104.8</u>	33.183	114.2	43.559		201.1	1:55.543		16									

22 DAVID ALMANSA (ES)										HONDA									
lap	Sect-1	Speed	Sect-2	Speed	Sect-3	Speed	TopSpeed	laptime	pit	lap	Sect-1	Speed	Sect-2	Speed	Sect-3	Speed	Topspeed	laptime	pit
1		99.3	31.868	123.7	43.539		144.0	1:55.636		9	37.660	95.8	31.407	114.8	42.839		220.0	1:51.906	
2	37.699	97.6	31.733	120.7	43.083		220.4	1:52.515		10	37.876	98.6	32.183	115.5	42.659		221.3	1:52.718	
3	38.444	95.4	<u>31.279</u>	<u>125.0</u>	43.162		216.4	1:52.885		11	37.654	97.5	31.626	113.2	<u>42.264</u>		216.4	<u>1:51.544</u>	
4	37.760	96.8	31.837	116.8	42.575		217.7	1:52.172		12	38.309	95.2	31.768	114.0	43.190		221.8	1:53.267	
5	37.802	97.2	31.839	114.6	43.027		219.1	1:52.668		13	<u>37.491</u>	101.4	31.707	115.9	42.871		217.3	1:52.069	
6	38.379	94.2	31.905	117.4	42.747		213.0	1:53.031		14	37.840	<u>103.6</u>	31.866	118.0	42.787		215.6	1:52.493	
7	37.603	100.6	32.012	116.4	42.730		219.1	1:52.345		15	38.209	96.7	31.854	115.4	43.290		212.2	1:53.353	
8	37.616	101.2	31.792	118.9	42.591		<u>222.7</u>	1:51.999		16									

24 GUILLEM PLANQUES (FRA)										HONDA									
lap	Sect-1	Speed	Sect-2	Speed	Sect-3	Speed	TopSpeed	laptime	pit	lap	Sect-1	Speed	Sect-2	Speed	Sect-3	Speed	Topspeed	laptime	pit
1		92.4	32.314		43.841		150.4	1:57.815		9	38.184	93.9	32.334		43.466		210.5	1:53.984	
2	38.395	94.8	32.008		43.273		<u>223.1</u>	1:53.676		10	38.433	93.3	32.233		43.360		210.9	1:54.026	
3	38.030	<u>100.2</u>	32.313		43.532		211.8	1:53.875		11	38.800	96.9	<u>32.000</u>		<u>43.113</u>		207.3	1:53.913	
4	38.429	96.4	32.095		43.712		208.9	1:54.236		12	38.554	92.1	32.018		43.517		215.1	1:54.089	



FIM CEV REPSOL 2021

Autódromo Internacional do Algarve

Hawkers ETC

1 - 4 July 2021

Laps and Sector Times - Race

Autodromo Internacional Algarve - 4592 mtr.

5	38.092	96.3	32.271	43.714	209.3	1:54.077	13	38.101	100.0	32.830	44.001	209.7	1:54.932
6	38.396	94.8	32.147	43.148	211.4	1:53.691	14	38.306	<u>100.2</u>	32.409	43.574	210.9	1:54.289
7	<u>37.983</u>	93.8	32.093	43.493	213.0	<u>1:53.569</u>	15	38.389	93.9	32.294	43.878	209.3	1:54.561
8	38.083	98.5	32.416	43.342	210.1	1:53.841	16						

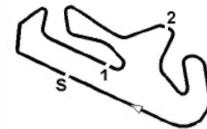
25 GONZALO PÉREZ (ES)									HONDA										
lap	Sect-1	Speed	Sect-2	Speed	Sect-3	Speed	TopSpeed	laptime	pit	lap	Sect-1	Speed	Sect-2	Speed	Sect-3	Speed	Topspeed	laptime	pit
1		92.8	32.073	111.0	42.885		149.4	1:55.537		9	37.922	95.9	31.632	122.0	42.956		218.6	1:52.510	
2	37.996	98.3	32.049	114.0	42.767		222.7	1:52.812		10	38.595	97.4	31.756	118.3	42.900		209.7	1:53.251	
3	37.856	97.7	31.560	<u>123.1</u>	42.793		215.6	1:52.209		11	37.841	<u>101.0</u>	32.411	113.1	42.925		207.3	1:53.177	
4	38.077	91.9	31.644	118.0	42.850		214.3	1:52.571		12	37.928	96.4	31.921	113.2	43.058		210.5	1:52.907	
5	38.099	94.0	<u>31.506</u>	120.7	43.342		217.3	1:52.947		13	38.009	99.1	31.833	115.5	43.756		206.5	1:53.598	
6	37.828	98.0	31.919	121.5	43.139		220.9	1:52.886		14	38.360	100.0	32.359	113.6	43.517		204.5	1:54.236	
7	37.942	93.9	31.725	114.9	<u>42.725</u>		218.6	1:52.392		15	38.084	97.8	32.361	121.1	43.459		206.5	1:53.904	
8	<u>37.712</u>	97.3	31.721	115.9	42.744		<u>223.1</u>	<u>1:52.177</u>		16									

26 PAU ALSINA (ES)									HONDA										
lap	Sect-1	Speed	Sect-2	Speed	Sect-3	Speed	TopSpeed	laptime	pit	lap	Sect-1	Speed	Sect-2	Speed	Sect-3	Speed	Topspeed	laptime	pit
1		97.0	33.176	110.4	43.264		147.5	1:58.496		9	38.115	96.1	32.342	114.0	43.145		<u>219.5</u>	1:53.602	
2	38.027	95.6	<u>31.985</u>	112.0	43.454		218.2	<u>1:53.466</u>		10	38.109	94.4	32.227	114.8	43.628		211.4	1:53.964	
3	38.333	97.4	32.060	113.0	43.416		216.4	1:53.809		11	38.526	98.5	32.141	112.4	<u>43.013</u>		205.7	1:53.680	
4	38.143	97.7	32.153	110.3	43.693		217.7	1:53.989		12	38.336	92.9	32.331	110.2	43.549		209.3	1:54.216	
5	38.095	97.7	32.662	114.6	43.192		209.7	1:53.949		13	38.947	96.9	32.666	110.8	43.822		206.9	1:55.435	
6	38.507	95.2	32.143	114.9	43.101		206.5	1:53.751		14	38.694	97.7	32.073	116.5	43.425		215.6	1:54.192	
7	<u>37.982</u>	96.6	32.216	115.3	43.340		211.8	1:53.545		15	38.241	93.5	32.287	112.5	43.740		213.0	1:54.268	
8	38.151	<u>99.4</u>	32.484	<u>117.5</u>	43.557		211.8	1:54.192		16									

27 RICO SALMELA (FIN)									HONDA										
lap	Sect-1	Speed	Sect-2	Speed	Sect-3	Speed	TopSpeed	laptime	pit	lap	Sect-1	Speed	Sect-2	Speed	Sect-3	Speed	Topspeed	laptime	pit
1		92.5	32.209	112.5	42.715		145.4	1:55.266		9	<u>37.464</u>	<u>101.7</u>	32.083	118.9	42.863		219.1	1:52.410	
2	38.104	94.7	31.789	118.2	43.210		<u>223.1</u>	1:53.103		10	37.628	94.1	31.884	120.0	43.749		215.1	1:53.261	
3	38.056	95.6	<u>31.525</u>	120.4	42.712		216.4	1:52.293		11	38.153	95.4	31.943	117.5	42.911		208.5	1:53.007	
4	38.157	90.9	32.038	<u>120.5</u>	<u>42.438</u>		210.1	1:52.633		12	38.207	93.3	31.960	112.4	42.988		210.1	1:53.155	
5	38.238	92.6	31.631	115.6	42.982		216.9	1:52.851		13	38.180	94.7	31.728	116.6	43.677		206.9	1:53.585	
6	38.333	92.5	31.763	117.3	42.855		217.7	1:52.951		14	38.478	95.5	32.238	112.4	43.356		206.1	1:54.072	
7	37.952	93.3	31.891	117.0	42.525		216.4	1:52.368		15	38.310	94.5	32.319	112.9	43.376		206.9	1:54.005	
8	37.987	95.5	31.630	114.8	42.596		220.9	<u>1:52.213</u>		16									

28 MÁXIMO MARTÍNEZ (ES)									HONDA										
lap	Sect-1	Speed	Sect-2	Speed	Sect-3	Speed	TopSpeed	laptime	pit	lap	Sect-1	Speed	Sect-2	Speed	Sect-3	Speed	Topspeed	laptime	pit
1		95.2	32.172		42.767		134.5	1:53.853		9	38.134	96.3	31.577		42.501		216.0	1:52.212	
2	38.084	<u>98.7</u>	31.596		42.591		<u>219.5</u>	1:52.271		10	37.779	95.3	31.884		43.042		213.0	1:52.705	
3	38.334	95.4	31.468		42.873		212.2	1:52.675		11	37.910	96.3	31.654	<u>116.5</u>	42.792		208.1	1:52.356	
4	38.042	97.6	31.866		42.808		201.5	1:52.716		12	38.190	97.4	31.615		42.742		207.3	1:52.547	
5	38.023	<u>98.7</u>	31.913		42.954		207.3	1:52.890		13	37.713	95.0	31.332		42.650		210.5	1:51.695	
6	37.918	95.6	31.675		42.642		217.3	1:52.235		14	37.749	96.5	31.326		42.565		209.7	1:51.640	
7	<u>37.703</u>	94.5	31.869		43.120		218.2	1:52.692		15	37.726	98.5	<u>31.256</u>		<u>42.155</u>		212.2	<u>1:51.137</u>	
8	37.971	94.8	31.542		42.625		218.2	1:52.138		16									

31 ROBERTO GARCIA (ES)									HONDA										
lap	Sect-1	Speed	Sect-2	Speed	Sect-3	Speed	TopSpeed	laptime	pit	lap	Sect-1	Speed	Sect-2	Speed	Sect-3	Speed	Topspeed	laptime	pit
1		96.9	32.072	117.4	43.181		144.6	1:56.814		9	38.198	100.3	32.075	118.8	43.502		204.5	1:53.775	
2	37.832	100.5	32.037	116.5	<u>43.108</u>		<u>210.5</u>	<u>1:52.977</u>		10	38.033	102.7	32.207	120.9	43.400		204.9	1:53.640	
3	<u>37.716</u>	106.5	32.006	120.3	43.322		209.3	1:53.044		11	38.353	99.5	32.198	116.6	43.562		202.6	1:54.113	
4	37.876	<u>110.5</u>	32.576	120.4	43.623		206.5	1:54.075		12	38.104	102.7	32.107	121.6	43.589		202.2	1:53.800	
5	37.931	105.7	32.148	117.8	43.461		206.5	1:53.540		13	38.163	100.8	32.384	<u>124.7</u>	43.745		201.1	1:54.292	
6	38.204	100.7	<u>31.984</u>	116.5	43.560		203.8	1:53.748		14	38.364	101.0	32.306	119.7	43.785		200.7	1:54.455	
7	38.163	101.8	32.087	119.3	43.619		204.2	1:53.869		15	38.429	97.2	32.345	116.8	43.713		201.5	1:54.487	
8	37.937	105.1	32.237	120.0	43.256		204.2	1:53.430		16									



FIM CEV REPSOL 2021

Autódromo Internacional do Algarve

Hawkers ETC

Laps and Sector Times - Race

1 - 4 July 2021

Autodromo Internacional Algarve - 4592 mtr.

36 SHARUL EZWAN MOHD SHARIL (MY)										HONDA									
lap	Sect-1	Speed	Sect-2	Speed	Sect-3	Speed	TopSpeed	laptime	pit	lap	Sect-1	Speed	Sect-2	Speed	Sect-3	Speed	Topspeed	laptime	pit
1		92.5	32.283	115.6	43.424		146.7	1:57.523		9	38.410	93.8	32.218	117.1	43.101		217.3	1:53.729	
2	38.079	96.1	32.243	120.3	43.778		217.3	1:54.100		10	38.666	94.8	32.158	122.2	43.181		210.9	1:54.005	
3	38.434	99.1	32.124	116.1	43.536		211.8	1:54.094		11	38.108	98.5	32.071	115.5	43.318		210.5	1:53.497	
4	38.980	97.9	32.114	119.7	43.368		214.3	1:54.462		12	38.598	95.9	32.265	114.3	43.466		208.9	1:54.329	
5	38.606	91.6	32.008	113.1	43.211		216.4	1:53.825		13	38.513	99.0	32.354	113.6	44.078		208.9	1:54.945	
6	39.303	97.4	31.709	118.9	43.100		214.7	1:54.112		14	39.654	99.1	32.091	122.3	43.232		206.9	1:54.977	
7	38.248	95.6	31.857	118.7	43.368		213.9	1:53.473		15	38.391	97.3	32.165	113.0	43.687		215.6	1:54.243	
8	38.103	96.8	32.116	119.1	43.360		217.7	1:53.579		16									

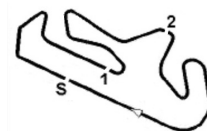
37 COREY TINKER (GBR)										HONDA									
lap	Sect-1	Speed	Sect-2	Speed	Sect-3	Speed	TopSpeed	laptime	pit	lap	Sect-1	Speed	Sect-2	Speed	Sect-3	Speed	Topspeed	laptime	pit
1		87.9	33.179	108.5	44.419		160.5	2:01.226		9	39.096	90.0	32.377	110.4	43.926		211.8	1:55.399	
2	39.069	91.4	32.852	113.2	43.877		213.9	1:55.798		10	39.152	87.8	32.582	111.1	43.955		211.8	1:55.689	
3	39.317	91.1	32.894	113.4	43.890		209.3	1:56.101		11	39.175	89.6	32.408	111.8	44.051		209.3	1:55.634	
4	39.030	91.1	32.414	114.0	44.269		203.4	1:55.713		12	39.237	89.9	32.435	115.6	43.785		209.7	1:55.457	
5	39.059	93.8	32.613	118.0	44.483		203.4	1:56.155		13	39.209	90.9	32.426	109.6	44.513		206.5	1:56.148	
6	39.679	91.8	32.596	113.2	43.761		202.6	1:56.036		14	39.083	91.2	32.749	112.9	43.995		207.3	1:55.827	
7	39.108	93.9	32.424	113.2	43.931		210.9	1:55.463		15	39.110	88.4	32.605	113.4	43.934		204.9	1:55.649	
8	38.712	95.6	32.723	115.0	44.006		214.7	1:55.441		16									

43 AMANUEL DAVID BRINTON (GBR)										HONDA									
lap	Sect-1	Speed	Sect-2	Speed	Sect-3	Speed	TopSpeed	laptime	pit	lap	Sect-1	Speed	Sect-2	Speed	Sect-3	Speed	Topspeed	laptime	pit
1		90.7	33.490	110.3	43.628		154.9	2:00.147		9	38.823	92.3	32.573	109.4	43.964		210.5	1:55.360	
2	38.405	96.8	32.098	110.1	44.052		217.3	1:54.555		10	39.244	92.1	32.340	111.0	44.105		208.5	1:55.689	
3	38.595	89.6	32.067	113.4	43.533		215.6	1:54.195		11	39.066	90.0	32.411	111.2	44.144		206.1	1:55.621	
4	38.653	92.9	32.122	110.1	43.455		214.7	1:54.230		12	39.144	90.0	32.895	113.3	43.548		204.9	1:55.587	
5	38.415	94.2	31.894	114.0	43.697		216.9	1:54.006		13	38.910	91.1	32.608	104.9	44.536		205.7	1:56.054	
6	38.462	96.8	41.158	106.2	43.617		211.8	2:03.237		14	39.017	93.8	32.663	109.8	44.213		204.5	1:55.893	
7	39.192	94.3	32.575	112.1	44.119		208.9	1:55.886		15	38.946	91.4	32.494	109.2	44.190		207.3	1:55.630	
8	39.095	91.6	32.407	116.5	44.040		206.5	1:55.542		16									

44 HUGO MILLAN GRACIA (ES)										HONDA									
lap	Sect-1	Speed	Sect-2	Speed	Sect-3	Speed	TopSpeed	laptime	pit	lap	Sect-1	Speed	Sect-2	Speed	Sect-3	Speed	Topspeed	laptime	pit
1		95.5	32.142	124.7	42.931		131.2	1:54.337		9	38.526	96.7	31.477	117.9	42.596		208.1	1:52.599	
2	38.214	96.4	31.727	118.3	42.387		215.6	1:52.328		10	37.925	95.5	31.749	117.4	42.892		219.1	1:52.566	
3	38.231	97.7	31.253	119.1	42.861		217.3	1:52.345		11	38.352	96.2	31.424	117.8	42.585		207.3	1:52.361	
4	38.877	95.7	31.368	119.5	43.075		205.3	1:53.320		12	38.345	96.0	31.905	117.5	42.710		213.0	1:52.960	
5	37.990	95.0	31.554	119.2	42.481		213.9	1:52.025		13	37.736	98.0	31.450	120.5	42.478		208.5	1:51.664	
6	37.733	99.5	31.453	120.8	42.819		213.0	1:52.005		14	37.682	96.4	31.420	122.6	42.478		213.9	1:51.580	
7	37.737	97.3	31.872	115.4	43.116		215.6	1:52.725		15	37.525	97.4	31.442	122.4	42.740		216.9	1:51.707	
8	37.864	97.6	31.462	118.2	42.906		208.5	1:52.232		16									

51 BRIAN URIARTE (ES)										HONDA									
lap	Sect-1	Speed	Sect-2	Speed	Sect-3	Speed	TopSpeed	laptime	pit	lap	Sect-1	Speed	Sect-2	Speed	Sect-3	Speed	Topspeed	laptime	pit
1		94.5	31.705	122.7	42.835		136.5	1:53.604		9	38.893	95.4	31.252	118.2	42.518		208.1	1:52.663	
2	38.066	98.3	31.460	117.4	42.621		208.5	1:52.147		10	38.144	95.7	31.809	122.0	42.810		214.3	1:52.763	
3	37.997	96.1	31.553	123.0	43.513		203.8	1:53.063		11	37.837	94.6	31.454	124.6	42.824		212.2	1:52.115	
4	38.900	96.6	31.363	118.4	43.257		201.9	1:53.520		12	38.510	93.3	31.609	117.4	42.545		210.9	1:52.664	
5	37.968	96.3	31.280	118.9	42.718		214.7	1:51.966		13	37.403	97.7	31.382	121.5	42.784		210.1	1:51.569	
6	38.274	92.7	31.648	114.8	42.967		207.7	1:52.889		14	37.466	98.9	31.450	121.2	42.734		211.8	1:51.650	
7	37.553	95.7	31.656	115.6	42.963		215.6	1:52.172		15	37.341	100.8	31.272	122.3	42.330		213.9	1:50.943	
8	37.789	99.0	31.318	123.6	42.798		215.6	1:51.905		16									

54 ALBERTO FERRÁNDEZ (ES)										HONDA									
lap	Sect-1	Speed	Sect-2	Speed	Sect-3	Speed	TopSpeed	laptime	pit	lap	Sect-1	Speed	Sect-2	Speed	Sect-3	Speed	Topspeed	laptime	pit
1		96.9	31.816	118.8	42.998		140.3	1:54.724		9	37.515	98.9	31.673	113.4	43.069		215.1	1:52.257	
2	37.969	94.0	31.469	118.0	42.463		214.7	1:51.901		10	38.244	94.7	31.717	113.0	43.231		213.0	1:53.192	
3	37.996	96.3	31.410	113.3	42.941		212.2	1:52.347		11	38.046	94.9	31.448	115.3	42.564		216.9	1:52.058	
4	38.368	97.9	31.533	117.3	42.772		210.1	1:52.673		12	38.085	97.6	31.660	114.6	42.684		213.9	1:52.429	



FIM CEV REPSOL 2021

Autódromo Internacional do Algarve

Hawkers ETC

1 - 4 July 2021

Laps and Sector Times - Race

Autodromo Internacional Algarve - 4592 mtr.

5	38.123	97.5	31.782	110.8	42.812	208.9	1:52.717	13	37.686	97.7	31.469	117.9	42.571	210.9	1:51.726
6	38.088	96.3	31.627	113.9	42.913	212.6	1:52.628	14	37.734	98.8	31.517	120.0	42.797	213.4	1:52.048
7	37.802	<u>99.1</u>	31.724	112.0	42.912	212.6	1:52.438	15	<u>37.369</u>	98.9	<u>31.397</u>	<u>121.2</u>	42.795	212.6	<u>1:51.561</u>
8	37.914	96.9	31.638	114.9	<u>42.456</u>	216.0	1:52.008	16							

62 BLAI TRIAS (ES)									HONDA								
lap	Sect-1	Speed	Sect-2	Speed	Sect-3	Speed	TopSpeed	laptime pit	lap	Sect-1	Speed	Sect-2	Speed	Sect-3	Speed	Topspeed	laptime pit
1		90.8	33.036	110.1	44.042		158.8	2:00.113	9	38.466	95.5	32.379	108.1	43.898		208.1	1:54.743 D
2	38.172	92.2	32.263	109.3	43.435		<u>218.6</u>	1:53.870	10	38.571	95.3	32.511	108.7	43.859		207.3	1:54.941
3	38.233	94.6	<u>32.066</u>	112.9	<u>43.163</u>		214.3	<u>1:53.462</u>	11	38.446	93.0	32.354	107.8	44.114		204.9	1:54.914
4	38.350	95.2	32.094	110.8	43.449		211.8	1:53.893	12	38.586	94.7	32.332	107.7	44.022		203.8	1:54.940
5	<u>38.166</u>	97.0	32.483	111.9	43.294		214.3	1:53.943	13	38.338	97.6	32.480	106.9	43.929		205.3	1:54.747
6	38.875	93.2	32.266	<u>113.9</u>	43.599		216.4	1:54.740	14	38.825	96.6	32.222	111.8	43.869		204.2	1:54.916
7	38.214	95.4	32.320	111.5	43.815		213.9	1:54.349	15	38.520	94.4	32.249	109.1	43.212		210.1	1:53.981
8	38.447	<u>99.7</u>	32.961	110.2	43.803		208.1	1:55.211	16								

66 PHILLIP TONN (GER)									HONDA								
lap	Sect-1	Speed	Sect-2	Speed	Sect-3	Speed	TopSpeed	laptime pit	lap	Sect-1	Speed	Sect-2	Speed	Sect-3	Speed	Topspeed	laptime pit
1		99.3	31.875	115.3	42.696		138.6	1:54.891	3	<u>38.017</u>	98.9	<u>31.514</u>	122.6	<u>42.593</u>		213.9	<u>1:52.124</u>
2	38.305	<u>100.3</u>	31.707	<u>123.7</u>	42.761		<u>218.6</u>	1:52.773	4								

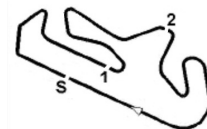
67 CASEY O'GORMAN (IRL)									HONDA								
lap	Sect-1	Speed	Sect-2	Speed	Sect-3	Speed	TopSpeed	laptime pit	lap	Sect-1	Speed	Sect-2	Speed	Sect-3	Speed	Topspeed	laptime pit
1		91.4	32.741	109.3	43.592		145.2	1:58.457	4	<u>38.096</u>	<u>96.5</u>	32.025	111.3	43.810		<u>220.9</u>	1:53.931
2	38.169	94.1	32.164	111.9	43.359		216.0	<u>1:53.692</u>	5	38.564	93.9	32.030	112.1	<u>43.183</u>		218.2	1:53.777
3	38.716	94.7	<u>31.883</u>	<u>114.0</u>	43.392		219.1	1:53.991	6								

71 HAMAD KHAMIS AL-SAHOUTI (QAT)									HONDA								
lap	Sect-1	Speed	Sect-2	Speed	Sect-3	Speed	TopSpeed	laptime pit	lap	Sect-1	Speed	Sect-2	Speed	Sect-3	Speed	Topspeed	laptime pit
1		88.5	33.092	111.1	44.415		154.7	2:01.258	9	38.157	96.3	32.110	115.4	43.393		215.1	<u>1:53.660</u>
2	38.229	101.2	33.762	111.6	43.834		<u>221.3</u>	1:55.825 D	10	38.805	<u>106.2</u>	32.915	118.4	43.485		209.7	1:55.205
3	38.041	103.3	32.228	119.3	43.440		212.6	1:53.709	11	38.425	94.6	32.189	116.0	43.347		213.9	1:53.961
4	38.287	98.4	33.199	115.8	43.496		210.9	1:54.982	12	39.692	97.9	<u>31.941</u>	116.0	43.508		184.9	1:55.141
5	<u>37.999</u>	103.1	32.526	117.5	<u>43.340</u>		211.4	1:53.865	13	38.053	101.1	32.259	117.9	43.784		211.4	1:54.096
6	38.339	98.2	33.103	116.1	43.666		210.1	1:55.108	14	38.607	97.9	32.186	<u>122.4</u>	44.214		210.1	1:55.007
7	38.371	97.0	33.403	113.4	43.698		209.3	1:55.472	15	38.419	98.5	32.114	116.4	43.456		213.4	1:53.989
8	38.189	98.6	32.157	115.5	43.422		208.1	1:53.768	16								

73 GONÇALO RIBEIRO (POR)									HONDA								
lap	Sect-1	Speed	Sect-2	Speed	Sect-3	Speed	TopSpeed	laptime pit	lap	Sect-1	Speed	Sect-2	Speed	Sect-3	Speed	Topspeed	laptime pit
1		94.5	33.114	112.9	43.559		159.1	1:59.503	4	38.444	96.7	<u>31.724</u>	<u>119.9</u>	44.275		208.9	1:54.443
2	38.307	99.5	32.057	115.0	<u>43.267</u>		215.1	<u>1:53.631</u>	5	<u>38.238</u>	<u>100.4</u>	32.322	115.6	44.089		208.1	1:54.649
3	38.791	96.7	32.235	117.8	44.013		<u>216.0</u>	1:55.039	6								

78 JOEL ESTEBAN (ES)									HONDA								
lap	Sect-1	Speed	Sect-2	Speed	Sect-3	Speed	TopSpeed	laptime pit	lap	Sect-1	Speed	Sect-2	Speed	Sect-3	Speed	Topspeed	laptime pit
1		96.9	32.199	117.5	42.763		141.5	1:55.225	9	37.869	97.8	31.632	118.8	43.320		220.4	1:52.821
2	38.221	94.7	31.868	118.3	42.966		<u>223.1</u>	1:53.055	10	37.845	98.0	31.699	118.7	43.035		216.0	1:52.579
3	37.535	97.3	31.569	120.7	43.189		218.2	1:52.293	11	37.566	101.4	32.014	121.2	43.073		218.6	1:52.653
4	37.957	100.4	31.903	120.5	<u>42.711</u>		214.7	1:52.571	12	38.040	99.7	31.920	115.9	43.238		208.5	1:53.198
5	<u>37.484</u>	96.1	<u>31.461</u>	118.7	43.153		219.1	<u>1:52.098</u>	13	38.038	<u>102.6</u>	31.844	117.3	43.710		205.7	1:53.592
6	37.725	99.6	31.754	122.2	42.858		220.0	1:52.337	14	38.765	98.5	32.043	115.0	43.452		207.7	1:54.260
7	38.381	96.2	31.711	116.4	43.263		220.9	1:53.355	15	37.842	101.4	32.305	<u>124.6</u>	43.718		210.5	1:53.865
8	38.788	97.4	31.490	116.6	42.955		210.9	1:53.233	16								

81 CÉSAR PARRILLA (ES)									HONDA								
lap	Sect-1	Speed	Sect-2	Speed	Sect-3	Speed	TopSpeed	laptime pit	lap	Sect-1	Speed	Sect-2	Speed	Sect-3	Speed	Topspeed	laptime pit
1		97.9	32.554	118.4	43.246		139.9	1:57.635	9	37.958	103.0	31.875	122.2	43.336		204.9	1:53.169
2	38.151	95.1	32.157	121.6	43.575		218.2	1:53.883	10	37.969	102.9	31.932	127.2	43.430		204.5	1:53.331
3	39.499	100.8	32.052	117.4	<u>43.150</u>		205.7	1:54.701	11	37.932	<u>108.8</u>	32.158	<u>128.4</u>	43.411		203.4	1:53.501



FIM CEV REPSOL 2021

Autódromo Internacional do Algarve

Hawkers ETC

1 - 4 July 2021

Laps and Sector Times - Race

Autodromo Internacional Algarve - 4592 mtr.

4	38.908	100.1	32.337	122.0	43.183	216.0	1:54.428	12	38.408	103.0	31.988	124.6	43.372	201.9	1:53.768
5	38.484	104.8	41.901	117.3	43.787	<u>221.3</u>	2:04.172	13	<u>37.594</u>	101.8	<u>31.843</u>	118.8	43.463	211.8	<u>1:52.900</u>
6	38.845	105.8	32.960	124.6	43.609	204.2	1:55.414	14	38.058	99.4	31.899	124.4	43.408	204.2	1:53.365
7	38.808	102.1	32.030	123.9	43.650	203.0	1:54.488	15	38.347	101.0	31.874	121.2	43.222	202.2	1:53.443
8	38.254	100.5	32.148	114.3	43.240	202.6	1:53.642	16							

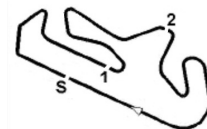
83 ALVARO CARPE (ES)									HONDA								
lap	Sect-1	Speed	Sect-2	Speed	Sect-3	Speed	TopSpeed	laptime pit	lap	Sect-1	Speed	Sect-2	Speed	Sect-3	Speed	Topspeed	laptime pit
1		99.0	31.763	119.9	43.194		140.1	1:54.761	9	37.602	96.0	<u>31.417</u>	120.1	42.405		214.7	<u>1:51.424</u>
2	38.087	94.4	31.527	123.9	43.087		212.6	1:52.701	10	37.876	95.3	31.883	121.1	42.734		215.6	1:52.493
3	37.825	95.9	31.502	120.0	42.794		215.1	1:52.121	11	38.261	93.2	31.683	119.5	<u>42.243</u>		<u>217.7</u>	1:52.187
4	38.836	91.7	31.666	119.3	43.030		<u>217.7</u>	1:53.532	12	38.497	93.1	31.645	<u>126.5</u>	42.800		214.7	1:52.942
5	38.263	93.9	31.619	116.6	42.859		216.9	1:52.741	13	38.036	105.0	31.717	120.9	43.130		203.8	1:52.883
6	38.245	94.4	31.855	120.9	42.808		214.7	1:52.908	14	<u>37.524</u>	<u>107.4</u>	31.733	123.3	43.121		214.3	1:52.378
7	37.953	95.2	31.473	121.2	42.727		212.2	1:52.153	15	38.753	105.2	31.761	123.1	42.831		208.5	1:53.345
8	37.737	106.6	31.673	123.1	42.559		212.2	1:51.969	16								

84 THÉO GOURDON (FRA)									HONDA								
lap	Sect-1	Speed	Sect-2	Speed	Sect-3	Speed	TopSpeed	laptime pit	lap	Sect-1	Speed	Sect-2	Speed	Sect-3	Speed	Topspeed	laptime pit
1		94.2	33.078	115.5	44.701		156.7	2:00.966	9	39.279	95.4	32.989	112.7	44.931		202.6	1:57.199
2	39.025	97.4	32.522	112.4	44.445		<u>213.4</u>	<u>1:55.992</u>	10	39.340	96.1	33.138	116.0	45.396		201.5	1:57.874
3	39.437	92.2	33.407	115.6	<u>44.303</u>		206.9	1:57.147	11	39.411	95.8	33.038	115.3	45.013		199.3	1:57.462
4	38.906	95.7	<u>32.508</u>	<u>117.3</u>	44.788		211.4	1:56.202	12	39.667	96.0	33.183	113.7	45.454		198.9	1:58.304
5	<u>38.843</u>	100.6	33.020	116.1	45.445		206.9	1:57.308	13	39.650	96.7	33.579	110.5	45.409		200.0	1:58.638
6	39.526	100.4	33.198	113.9	44.666		203.0	1:57.390	14	39.597	<u>100.7</u>	33.476	110.3	45.378		197.8	1:58.451
7	39.339	98.1	33.078	114.0	44.987		202.6	1:57.404	15	39.710	96.1	33.249	112.0	45.084		201.1	1:58.043
8	39.490	99.7	33.439	114.3	45.055		202.2	1:57.984	16								

85 XABI ZURUTUZA (ES)									HONDA								
lap	Sect-1	Speed	Sect-2	Speed	Sect-3	Speed	TopSpeed	laptime pit	lap	Sect-1	Speed	Sect-2	Speed	Sect-3	Speed	Topspeed	laptime pit
1		92.2	31.807	<u>119.3</u>	43.072		137.4	1:54.309	9	38.228	97.3	31.550	114.9	42.739		209.3	1:52.517
2	38.211	98.3	31.484	116.6	<u>42.448</u>		<u>217.7</u>	1:52.143	10	38.023	96.4	31.873	118.3	42.925		210.5	1:52.821
3	38.605	94.7	<u>31.433</u>	116.5	42.523		215.6	1:52.561	11	37.492	98.3	31.624	116.8	42.482		210.5	<u>1:51.598</u>
4	38.579	97.2	31.474	115.1	42.613		207.3	1:52.666	12	37.572	100.6	31.601	118.7	42.788		208.1	1:51.961
5	37.510	102.5	31.983	112.9	42.951		210.9	1:52.444	13	37.525	99.2	31.625	116.9	42.825		207.3	1:51.975
6	37.794	99.2	31.653	115.1	42.757		208.5	1:52.204	14	37.615	<u>103.3</u>	31.672	117.4	42.662		206.5	1:51.949
7	<u>37.371</u>	102.3	32.400	113.4	42.950		213.0	1:52.721	15	37.490	100.7	31.602	118.6	42.581		208.1	1:51.673
8	37.517	100.2	31.632	118.4	42.906		211.4	1:52.055	16								

87 ALEX GOURDON (FRA)									HONDA								
lap	Sect-1	Speed	Sect-2	Speed	Sect-3	Speed	TopSpeed	laptime pit	lap	Sect-1	Speed	Sect-2	Speed	Sect-3	Speed	Topspeed	laptime pit
1		100.0	32.774	113.4	43.613		160.7	1:59.043	9	38.035	100.5	32.141	121.8	42.959		215.6	<u>1:53.135</u>
2	38.476	96.5	32.052	110.1	43.513		<u>219.5</u>	1:54.041 D	10	38.392	100.3	32.014	120.1	43.327		212.2	1:53.733
3	38.313	94.2	<u>31.996</u>	119.5	42.988		218.6	1:53.297	11	38.941	96.9	32.261	114.6	<u>42.899</u>		215.1	1:54.101
4	38.513	94.4	32.389	114.4	43.086		215.1	1:53.988	12	38.261	97.8	32.014	114.4	43.365		212.6	1:53.640
5	38.697	96.2	32.056	115.9	43.953		217.7	1:54.706	13	38.861	96.8	32.623	115.1	43.486		211.4	1:54.970
6	38.746	97.7	32.004	121.2	43.204		208.9	1:53.954	14	38.525	100.7	32.151	120.1	43.438		215.1	1:54.114
7	38.042	102.3	32.093	<u>122.2</u>	43.286		213.9	1:53.421	15	38.644	95.4	32.263	111.7	43.798		208.1	1:54.705
8	<u>38.035</u>	<u>108.9</u>	32.788	117.6	43.190		211.8	1:54.013	16								

89 DEMIS MIHAILA (ITA)									HONDA								
lap	Sect-1	Speed	Sect-2	Speed	Sect-3	Speed	TopSpeed	laptime pit	lap	Sect-1	Speed	Sect-2	Speed	Sect-3	Speed	Topspeed	laptime pit
1		92.8	32.742		43.296		143.6	1:57.994	9	<u>37.878</u>	99.6	32.188		43.461		209.7	1:53.527
2	38.351	96.5	32.099		43.464		<u>221.8</u>	1:53.914	10	38.547	97.0	31.918		43.567		214.3	1:54.032
3	38.537	96.5	32.058		43.474		215.6	1:54.069	11	38.644	96.0	32.031		43.085		209.3	1:53.760
4	38.833	94.2	32.333		43.349		216.9	1:54.515	12	38.430	97.0	31.943		43.488		214.3	1:53.861
5	38.717	95.9	32.360		43.672		218.2	1:54.749	13	38.462	96.3	32.217		44.040		212.2	1:54.719
6	38.704	97.9	32.030		43.344		215.6	1:54.078	14	39.268	96.5	32.264		43.349		206.9	1:54.881
7	38.192	96.9	<u>31.880</u>		43.273		214.7	<u>1:53.345</u>	15	38.439	93.8	32.026		43.570		217.3	1:54.035
8	38.174	<u>100.5</u>	32.269		<u>43.084</u>		215.6	1:53.527	16								



FIM CEV REPSOL 2021

Autódromo Internacional do Algarve

Hawkers ETC

Laps and Sector Times - Race

1 - 4 July 2021

Autodromo Internacional Algarve - 4592 mtr.

91 KOTARO UCHIUMI (JPN)										HONDA									
lap	Sect-1	Speed	Sect-2	Speed	Sect-3	Speed	TopSpeed	laptime	pit	lap	Sect-1	Speed	Sect-2	Speed	Sect-3	Speed	Topspeed	laptime	pit

93 GUIDO PINI (ITA)										HONDA									
lap	Sect-1	Speed	Sect-2	Speed	Sect-3	Speed	TopSpeed	laptime	pit	lap	Sect-1	Speed	Sect-2	Speed	Sect-3	Speed	Topspeed	laptime	pit
1		90.8	32.636	114.5	<u>43.202</u>		155.4	1:57.770		4	38.194	<u>99.8</u>	<u>31.946</u>	115.6	43.656		213.4	<u>1:53.796</u>	
2	<u>38.126</u>	96.0	32.138	113.8	43.535		<u>220.0</u>	1:53.799		5	38.530	97.6	32.174	116.3	43.409		207.3	1:54.113	
3	38.987	97.6	31.983	<u>120.8</u>	43.287		205.3	1:54.257		6									

95 MARCO MORELLI (ARG)										HONDA									
lap	Sect-1	Speed	Sect-2	Speed	Sect-3	Speed	TopSpeed	laptime	pit	lap	Sect-1	Speed	Sect-2	Speed	Sect-3	Speed	Topspeed	laptime	pit
1		103.6	31.850	<u>120.7</u>	42.917		136.9	1:53.416		9	37.199	100.6	<u>31.314</u>	116.5	42.622		214.7	1:51.135	
2	38.053	102.3	31.520	118.7	42.772		202.6	1:52.345		10	37.529	92.3	32.023	115.4	42.582		214.3	1:52.134	
3	38.052	101.8	31.597	118.8	43.433		208.5	1:53.082		11	38.227	94.8	31.880	114.9	<u>42.288</u>		212.2	1:52.395	
4	39.324	98.5	31.507	117.4	42.951		205.3	1:53.782		12	38.211	98.6	31.890	116.0	42.633		219.5	1:52.734	
5	39.105	92.4	31.697	113.7	43.051		<u>221.8</u>	1:53.853		13	<u>37.156</u>	95.4	31.547	117.0	42.408		216.0	<u>1:51.111</u>	
6	38.217	94.0	31.809	113.0	42.808		218.6	1:52.834		14	37.698	<u>105.3</u>	32.013	114.9	42.627		210.9	1:52.338	
7	37.768	95.7	31.750	116.9	42.569		220.4	1:52.087		15	37.249	99.0	31.562	115.1	42.523		216.9	1:51.334	
8	37.802	97.6	31.740	115.8	42.659		218.2	1:52.201		16									