



F4 Spanish Championship

Autódromo Internacional do Algarve

F4

15 - 17 July 2021

Laps and Sector Times - RACE 1

Autodromo Internacional Algarve - 4652 mtr.

1 Maksim Arkhangelskii (RUS)																			
lap	Sect-1	Speed	Sect-2	Speed	Sect-3	Speed	TopSpeed	laptime	pit	lap	Sect-1	Speed	Sect-2	Speed	Sect-3	Speed	Topspeed	laptime	pit
1		169.8	35.475	128.4	41.338		161.0	1:54.515		9	34.762	180.0	34.243	124.4	39.633		<u>233.3</u>	1:48.638	
2	34.300	189.8	34.318	122.7	38.939		<u>233.3</u>	1:47.557		10	34.241	193.5	34.299	129.8	39.139		226.4	1:47.679	
3	34.055	193.9	34.053	126.0	<u>38.782</u>		231.3	1:46.890		11	34.359	188.2	33.712	<u>135.8</u>	39.154		225.0	1:47.225	
4	34.038	178.5	33.758	125.9	38.940		232.3	1:46.736		12	34.037	189.8	34.034	124.4	39.309		226.4	1:47.380	
5	<u>33.800</u>	196.7	33.683	128.9	38.976		230.3	1:46.459		13	34.082	191.5	33.845	128.7	39.338		223.6	1:47.265	
6	33.918	193.2	33.644	129.5	38.861		231.3	<u>1:46.423</u>		14	34.422	185.6	33.809	133.7	39.255		223.1	1:47.486	
7	33.995	<u>200.0</u>	34.124	126.2	38.829		229.3	1:46.948		15	34.270	191.2	33.691	132.5	39.154		222.2	1:47.115	
8	34.028	192.9	<u>33.638</u>	133.5	39.053		226.9	1:46.719		16	34.502	192.2	35.300	134.0	40.187		225.0	1:49.989	

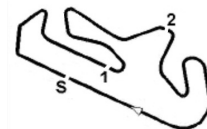
3 Oliver Michl (AUT)																			
lap	Sect-1	Speed	Sect-2	Speed	Sect-3	Speed	TopSpeed	laptime	pit	lap	Sect-1	Speed	Sect-2	Speed	Sect-3	Speed	Topspeed	laptime	pit
1		169.8	36.010	124.9	39.825		161.4	1:57.726		9	34.242	198.9	33.718	127.1	39.778		226.4	1:47.738	
2	35.487	200.4	34.343	125.7	39.040		230.3	1:48.870		10	34.368	197.4	33.850	127.2	39.515		225.5	1:47.733	
3	33.915	198.5	33.847	129.0	39.155		230.3	1:46.917		11	34.184	196.4	34.054	124.0	39.021		228.3	1:47.259	
4	<u>33.878</u>	188.8	34.023	137.6	39.358		<u>231.3</u>	1:47.259		12	34.219	<u>201.9</u>	33.960	125.7	39.297		<u>231.3</u>	1:47.476	
5	35.008	189.8	34.090	132.7	39.965		<u>231.3</u>	1:49.063		13	34.115	194.6	34.148	116.0	39.196		225.9	1:47.459	
6	34.960	197.1	33.971	<u>147.5</u>	39.655		226.4	1:48.586		14	34.490	198.2	35.679	121.9	39.817		226.4	1:49.986	
7	34.045	198.5	33.724	126.9	38.985		225.5	<u>1:46.754</u>		15	35.534	191.8	34.933	120.9	39.795		223.1	1:50.262	
8	34.223	201.5	<u>33.624</u>	128.6	<u>38.966</u>		225.0	1:46.813		16	34.659	196.4	34.593	121.1	39.643		224.1	1:48.895	

7 Emely de Heus (NL)																			
lap	Sect-1	Speed	Sect-2	Speed	Sect-3	Speed	TopSpeed	laptime	pit	lap	Sect-1	Speed	Sect-2	Speed	Sect-3	Speed	Topspeed	laptime	pit
1		163.4	37.294	118.3	40.553		172.0	1:58.336		9	35.269	185.2	<u>33.991</u>	126.8	39.245		227.8	1:48.505	
2	35.521	172.2	35.361	120.9	39.532		<u>233.3</u>	1:50.414		10	34.825	174.8	34.795	128.1	41.921		227.8	1:51.541	
3	34.570	179.1	34.470	122.2	39.669		232.3	1:48.709		11	35.013	183.4	34.598	121.6	39.724		218.6	1:49.335	
4	34.284	191.8	34.780	<u>128.9</u>	39.062		229.8	1:48.126		12	35.067	188.2	34.544	121.2	39.886		216.4	1:49.497	
5	34.320	<u>194.2</u>	34.203	128.7	39.420		229.8	1:47.943		13	35.167	183.4	34.439	125.1	39.792		215.6	1:49.398	
6	34.205	185.6	34.727	122.4	<u>38.948</u>		226.9	1:47.880		14	34.780	189.8	34.294	122.2	39.786		214.3	1:48.860	
7	<u>34.097</u>	187.5	34.389	125.0	39.216		228.3	<u>1:47.702</u>		15	35.048	188.2	34.878	118.7	40.131		213.9	1:50.057	
8	34.422	188.5	34.285	126.2	39.092		230.3	1:47.799		16	35.164	190.5	34.952	119.2	41.103		214.3	1:51.219	

9 Rik Koen (NL)																			
lap	Sect-1	Speed	Sect-2	Speed	Sect-3	Speed	TopSpeed	laptime	pit	lap	Sect-1	Speed	Sect-2	Speed	Sect-3	Speed	Topspeed	laptime	pit
1		191.8	34.494	120.7	39.128		144.0	1:49.001		6	34.056	198.9	33.782	124.6	38.835		225.0	1:46.673	
2	34.110	189.5	33.978	123.1	38.755		<u>227.4</u>	1:46.843		7	34.116	198.5	33.781	122.2	38.887		223.6	1:46.784	
3	34.068	194.6	33.810	125.6	<u>38.625</u>		226.9	1:46.503		8	34.182	198.5	33.836	124.4	39.147		226.6	1:47.165	
4	<u>33.949</u>	196.0	<u>33.720</u>	124.3	38.673		226.9	<u>1:46.342</u>		9	34.105	<u>201.1</u>	33.974	122.2	39.354		222.7	1:47.433	
5	34.162	199.3	33.813	123.4	38.825		225.5	1:46.800		10	34.872	198.5	34.496	<u>128.6</u>	Pit In		221.8	2:28.795	

10 Lola Lovinfosse (FR)																			
lap	Sect-1	Speed	Sect-2	Speed	Sect-3	Speed	TopSpeed	laptime	pit	lap	Sect-1	Speed	Sect-2	Speed	Sect-3	Speed	Topspeed	laptime	pit
1		165.1	36.190	127.5	40.802		173.9	1:57.089		9	35.352	183.4	33.967	130.6	39.573		227.8	1:48.892	
2	35.130	181.5	34.388	121.6	39.081		227.8	1:48.599		10	34.239	175.0	34.550	<u>143.0</u>	41.078		227.4	1:49.867	
3	34.107	185.2	34.167	127.1	<u>39.039</u>		230.3	<u>1:47.313</u>		11	34.577	186.9	33.963	131.9	39.467		224.1	1:48.007	
4	<u>33.849</u>	181.2	34.344	130.1	39.517		<u>231.8</u>	1:47.710		12	34.351	182.7	34.152	131.9	40.022		225.0	1:48.525	
5	35.461	176.8	34.679	127.1	39.250		227.4	1:49.390		13	34.377	184.6	34.051	128.0	39.403		224.1	1:47.831	
6	35.467	182.7	34.694	131.1	39.203		228.3	1:49.364		14	34.434	180.9	<u>33.942</u>	130.9	40.060		223.6	1:48.436	
7	34.870	<u>193.5</u>	35.214	127.2	39.259		225.5	1:49.343		15	34.526	185.6	34.251	125.4	39.530		222.2	1:48.307	
8	34.843	191.2	34.293	141.5	39.513		229.8	1:48.649		16	34.438	180.6	34.462	123.6	39.529		223.6	1:48.429	

11 Alex Dunne (IRL)																			
lap	Sect-1	Speed	Sect-2	Speed	Sect-3	Speed	TopSpeed	laptime	pit	lap	Sect-1	Speed	Sect-2	Speed	Sect-3	Speed	Topspeed	laptime	pit
1		194.2	35.212	119.1	39.325		145.7	1:50.316		9	34.182	199.6	34.405	119.2	39.252		227.8	1:47.839	
2	34.246	181.2	34.209	121.1	38.540		<u>236.3</u>	1:46.995		10	34.488	<u>200.4</u>	34.392	117.9	39.516		224.1	1:48.396	
3	34.348	186.5	34.444	122.4	39.135		233.8	1:47.927		11	34.572	166.4	34.770	113.8	40.161		224.1	1:49.503	
4	33.813	195.7	33.967	124.1	<u>38.498</u>		230.3	<u>1:46.278</u>		12	34.322	196.7	34.763	112.0	39.711		227.4	1:48.796	
5	33.964	196.7	<u>33.910</u>	<u>125.9</u>	38.733		230.8	1:46.607		13	34.519	185.2	35.016	118.9	39.345		226.4	1:48.880	
6	<u>33.770</u>	199.3	33.975	123.7	38.937		231.3	1:46.682		14	34.477	198.5	34.465	119.2	39.502		224.5	1:48.444	
7	33.971	198.2	33.997	123.1	38.847		227.8	1:46.815		15	34.619	200.0	35.806	117.5	39.760		222.2	1:50.185	
8	34.060	190.5	34.267	122.7	39.149		230.3	1:47.476		16	35.206	198.2	34.989	114.8	39.846		224.1	1:50.041	



F4 Spanish Championship

Autódromo Internacional do Algarve

F4

15 - 17 July 2021

Laps and Sector Times - RACE 1

Autodromo Internacional Algarve - 4652 mtr.

12 Gil Molina (MX)																			
lap	Sect-1	Speed	Sect-2	Speed	Sect-3	Speed	TopSpeed	laptime	pit	lap	Sect-1	Speed	Sect-2	Speed	Sect-3	Speed	Topspeed	laptime	pit
1		177.6	38.557	115.9	40.049		159.8	1:57.139		9	34.240	197.8	33.787	129.3	39.303		223.1	1:47.330	
2	34.687	190.8	34.078	124.1	38.940		228.8	1:47.705		10	34.977	200.0	34.021	124.4	39.096		223.1	1:48.094	
3	34.212	196.0	34.244	124.1	38.932		226.9	1:47.388		11	34.426	196.7	33.922	131.1	39.293		222.2	1:47.641	
4	<u>34.049</u>	191.8	34.469	123.1	39.553		<u>231.3</u>	1:48.071		12	34.423	197.1	33.967	130.1	39.367		222.2	1:47.757	
5	35.249	196.0	33.918	126.9	39.836		<u>231.3</u>	1:49.003		13	34.289	197.4	33.952	126.5	39.449		220.9	1:47.690	
6	34.277	<u>201.1</u>	33.904	121.9	<u>38.917</u>		225.0	1:47.098		14	34.432	197.8	33.992	124.0	39.403		220.4	1:47.827	
7	34.274	195.3	33.921	128.7	38.979		222.2	1:47.174		15	34.794	196.7	33.886	<u>131.2</u>	39.522		219.5	1:48.202	
8	34.191	199.3	<u>33.772</u>	129.5	39.120		224.1	<u>1:47.083</u>		16	34.493	197.8	34.001	125.1	39.520		220.9	1:48.014	

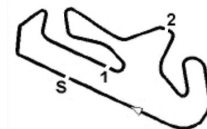
17 Dilano Van't Hoff (NL)																			
lap	Sect-1	Speed	Sect-2	Speed	Sect-3	Speed	TopSpeed	laptime	pit	lap	Sect-1	Speed	Sect-2	Speed	Sect-3	Speed	Topspeed	laptime	pit
1		173.4	35.258	124.0	40.330		135.0	1:53.806		9	34.695	190.8	33.782	130.4	38.907		224.1	1:47.384	
2	34.576	192.2	34.310	127.5	38.919		<u>229.8</u>	1:47.805		10	34.028	196.0	33.971	128.7	38.841		224.1	1:46.840	
3	34.114	194.9	33.910	129.7	39.010		226.4	1:47.034		11	33.859	194.9	33.858	130.9	39.032		227.4	1:46.749	
4	33.883	198.9	33.947	131.7	38.769		226.4	1:46.599		12	34.219	200.0	34.106	126.0	39.055		224.5	1:47.380	
5	33.839	195.7	33.805	127.4	38.915		226.9	1:46.559		13	34.357	194.6	34.042	121.5	38.890		223.1	1:47.289	
6	<u>33.784</u>	198.9	33.811	128.7	38.758		226.4	<u>1:46.353</u>		14	33.939	<u>203.0</u>	<u>33.694</u>	129.0	<u>38.738</u>		223.6	1:46.371	
7	33.873	196.7	33.783	131.2	38.763		226.4	1:46.419		15	34.886	182.1	34.660	138.5	40.245		227.4	1:49.791	
8	33.851	176.2	33.849	126.5	39.493		226.9	1:47.193		16	35.507	183.1	35.208	<u>142.5</u>	40.376		220.9	1:51.091	

18 Jorge Campos (MX)																			
lap	Sect-1	Speed	Sect-2	Speed	Sect-3	Speed	TopSpeed	laptime	pit	lap	Sect-1	Speed	Sect-2	Speed	Sect-3	Speed	Topspeed	laptime	pit
1		182.4	36.506	121.9	40.782		170.6	1:57.362		9	34.081	186.5	33.811	127.5	39.410		226.9	1:47.302	
2	35.802	195.3	35.109	126.3	39.178		<u>232.8</u>	1:50.089		10	35.323	189.8	33.992	130.8	39.207		227.4	1:48.522	
3	34.037	<u>201.5</u>	34.113	<u>131.2</u>	<u>38.877</u>		228.3	1:47.027		11	34.248	196.4	33.885	129.5	39.095		225.9	1:47.228	
4	<u>33.928</u>	200.7	33.858	130.3	39.159		228.3	1:46.945		12	34.235	190.1	33.864	127.2	39.345		225.9	1:47.444	
5	34.781	198.2	34.242	128.4	39.438		229.3	1:48.461		13	34.271	197.1	34.061	126.3	39.204		227.4	1:47.536	
6	34.535	198.9	34.325	128.6	40.137		225.5	1:48.997		14	34.188	195.7	34.003	128.7	39.363		226.4	1:47.554	
7	34.212	196.7	33.782	131.1	39.088		227.8	1:47.082		15	35.206	196.0	35.305	125.1	39.676		225.9	1:50.187	
8	34.010	195.3	<u>33.679</u>	129.0	39.026		225.9	<u>1:46.715</u>		16	36.173	192.9	34.774	117.3	39.550		224.1	1:50.497	

19 Filip Jenic (SRB)																			
lap	Sect-1	Speed	Sect-2	Speed	Sect-3	Speed	TopSpeed	laptime	pit	lap	Sect-1	Speed	Sect-2	Speed	Sect-3	Speed	Topspeed	laptime	pit
1		170.3	35.717		40.444		141.2	1:53.665		9	<u>33.872</u>	193.2	33.941	123.7	39.039		228.3	1:46.852	
2	35.842	184.9	34.693	127.1	39.107		226.9	1:49.642		10	34.128	196.0	33.851	118.4	39.259		227.4	1:47.238	
3	34.982	179.7	34.445	128.1	39.232		<u>232.8</u>	1:48.659		11	34.029	197.1	33.890	121.6	39.283		226.9	1:47.202	
4	34.034	183.4	34.375	<u>130.0</u>	39.680		230.3	1:48.089		12	34.039	200.7	34.061	122.0	39.261		227.4	1:47.361	
5	34.588	186.5	34.025	129.3	39.197		226.9	1:47.810		13	34.317	195.7	33.947	120.1	39.452		225.9	1:47.716	
6	34.019	197.8	<u>33.634</u>	126.0	<u>38.930</u>		224.5	1:46.583		14	34.205	196.0	34.011	120.5	39.428		225.5	1:47.644	
7	34.975	197.4	33.782	129.3	39.389		224.1	1:48.146		15	34.343	193.9	34.225	118.4	39.516		224.5	1:48.084	
8	33.951	196.0	33.678	124.1	38.930		226.9	<u>1:46.559</u>		16	34.346	<u>201.1</u>	34.440	118.6	39.718		227.4	1:48.504	

23 Josep María Martí (ES)																			
lap	Sect-1	Speed	Sect-2	Speed	Sect-3	Speed	TopSpeed	laptime	pit	lap	Sect-1	Speed	Sect-2	Speed	Sect-3	Speed	Topspeed	laptime	pit
1		<u>198.9</u>	34.792	123.0	39.213		140.8	1:49.413		6	33.906	194.9	33.758	125.1	38.876		231.3	1:46.540	
2	34.046	186.5	33.940	121.3	38.935		231.3	1:46.921		7	<u>33.860</u>	198.5	33.854	124.7	39.123		230.8	1:46.837	
3	35.083	188.5	34.152	121.8	38.864		228.3	1:48.099		8	34.112	194.9	33.844	121.1	38.881		225.9	1:46.837	
4	33.868	194.2	33.865	123.3	<u>38.746</u>		<u>232.3</u>	<u>1:46.479</u>		9	33.906	196.7	33.835	117.5	38.886		226.4	1:46.627	
5	33.959	194.6	<u>33.683</u>	121.5	38.954		231.8	1:46.596		10	34.354	190.1	34.249	<u>143.0</u>	Pit In		224.1	2:30.896	

24 Alejandro García (MX)																			
lap	Sect-1	Speed	Sect-2	Speed	Sect-3	Speed	TopSpeed	laptime	pit	lap	Sect-1	Speed	Sect-2	Speed	Sect-3	Speed	Topspeed	laptime	pit
1		168.0	36.804	126.9	40.316		174.8	1:57.705		9	<u>34.065</u>	<u>202.6</u>	<u>33.688</u>	131.2	39.098		224.5	<u>1:46.851</u>	
2	35.691	176.5	35.142	133.0	39.660		<u>233.3</u>	1:50.493		10	34.273	201.1	34.040	133.3	39.137		226.4	1:47.450	
3	34.631	189.5	34.218	<u>143.8</u>	40.129		228.3	1:48.978		11	34.072	200.0	33.859	127.7	<u>39.024</u>		225.9	1:46.955	
4	34.379	195.3	34.437	136.4	39.252		226.4	1:48.068		12	34.247	201.5	33.988	128.1	39.133		226.4	1:47.368	
5	34.309	198.5	34.019	132.7	39.130		226.4	1:47.458		13	34.290	194.9	33.876	129.7	39.170		225.5	1:47.336	
6	34.237	199.6	33.860	135.0	39.300		225.9	1:47.397		14	34.179	195.7	34.332	128.9	39.915		225.0	1:48.426	
7	34.446	190.5	34.274	135.3	39.339		228.3	1:48.059		15	34.892	193.9	34.204	129.0	39.838		229.3	1:48.934	
8	34.268	202.2	33.934	135.2	39.187		230.3	1:47.389		16	34.851	188.5	34.262	133.7	39.710		226.9	1:48.823	



F4 Spanish Championship

Autódromo Internacional do Algarve

F4

15 - 17 July 2021

Laps and Sector Times - RACE 1

Autodromo Internacional Algarve - 4652 mtr.

25		Sebastian Ogaard (DK)																	
lap	Sect-1	Speed	Sect-2	Speed	Sect-3	Speed	TopSpeed	laptime	pit	lap	Sect-1	Speed	Sect-2	Speed	Sect-3	Speed	Topspeed	laptime	pit
1		194.9	34.284	123.1	39.016		138.6	1:48.264		9	33.929	199.6	33.619	121.9	38.869		227.4	1:46.417	
2	34.130	197.1	33.754	122.0	38.773		<u>229.3</u>	1:46.657		10	33.886	194.6	33.841	120.4	38.993		226.9	1:46.720	
3	33.854	200.4	33.733	120.9	38.763		228.3	1:46.350		11	33.972	200.4	33.861	121.8	39.107		226.9	1:46.940	
4	<u>33.743</u>	198.5	33.683	121.6	<u>38.742</u>		227.8	<u>1:46.168</u>		12	33.989	195.7	33.787	122.6	39.086		226.9	1:46.862	
5	33.955	198.5	<u>33.598</u>	119.3	38.796		227.4	1:46.349		13	34.030	194.2	33.823	<u>124.6</u>	39.146		225.9	1:46.999	
6	33.809	198.9	33.739	121.9	38.800		226.9	1:46.348		14	33.966	200.4	33.825	119.5	39.325		225.0	1:47.116	
7	33.978	197.4	33.773	118.2	38.881		225.5	1:46.632		15	34.245	194.6	34.071	120.4	39.302		224.1	1:47.618	
8	33.819	<u>202.2</u>	33.733	121.5	38.942		226.9	1:46.494		16	34.421	190.8	34.148	121.8	39.470		224.1	1:48.039	

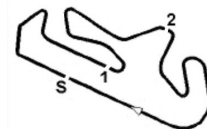
26		Vladislav Ryabov (RUS)																	
lap	Sect-1	Speed	Sect-2	Speed	Sect-3	Speed	TopSpeed	laptime	pit	lap	Sect-1	Speed	Sect-2	Speed	Sect-3	Speed	Topspeed	laptime	pit
1		184.3	34.668	117.6	39.237		147.7	1:50.640		9	35.115	184.6	34.271	119.6	46.320		225.0	1:55.706	
2	34.251	172.8	34.154	120.4	38.858		<u>234.3</u>	1:47.263		10	35.343	192.2	34.295	118.0	39.266		220.9	1:48.904	
3	34.140	180.6	34.405	115.3	39.178		230.8	1:47.723		11	34.349	193.2	34.056	118.6	39.268		226.4	1:47.673	
4	34.996	197.8	34.079	122.7	<u>38.663</u>		229.3	1:47.738		12	34.846	190.5	34.190	118.2	39.231		223.1	1:48.267	
5	<u>33.836</u>	195.7	33.774	122.7	38.903		226.9	<u>1:46.513</u>		13	34.265	197.4	34.049	116.1	39.122		226.4	1:47.436	
6	33.919	195.3	<u>33.707</u>	124.4	39.005		226.9	1:46.631		14	34.217	184.0	34.224	119.6	39.331		226.4	1:47.772	
7	34.088	195.3	33.848	121.1	38.971		224.5	1:46.907		15	35.561	<u>199.6</u>	34.991	<u>126.6</u>	39.679		220.9	1:50.231	
8	34.344	197.1	33.982	119.9	40.495		224.5	1:48.821		16	35.367	198.5	35.060	118.9	39.546		220.4	1:49.973	

27		Oleksandr Partyshev (UA)																	
lap	Sect-1	Speed	Sect-2	Speed	Sect-3	Speed	TopSpeed	laptime	pit	lap	Sect-1	Speed	Sect-2	Speed	Sect-3	Speed	Topspeed	laptime	pit
1		180.9	35.195	122.7	40.169		168.8	1:55.085		9	34.851	199.3	33.970	128.1	39.566		223.1	1:48.387	
2	34.463	197.1	34.283	126.6	<u>39.176</u>		229.8	<u>1:47.922</u>		10	34.847	201.5	34.339	128.4	39.648		223.1	1:48.834	
3	<u>34.317</u>	193.5	33.956	134.8	39.708		<u>232.8</u>	1:47.981		11	34.505	198.2	34.107	135.5	39.633		222.7	1:48.245	
4	34.685	197.4	34.325	123.9	39.783		226.4	1:48.793		12	34.465	200.0	34.053	124.0	39.617		223.1	1:48.135	
5	34.636	198.5	33.947	<u>137.8</u>	41.546		224.5	1:50.129		13	35.064	199.6	34.622	126.0	39.815		220.9	1:49.501	
6	35.428	200.4	34.208	123.7	39.722		229.3	1:49.358		14	34.567	198.5	<u>33.934</u>	125.4	39.681		222.7	1:48.182	
7	34.946	196.4	34.001	125.1	39.562		225.0	1:48.509		15	34.497	200.0	33.970	122.6	39.984		220.9	1:48.451	
8	34.458	201.5	34.639	128.0	39.626		223.1	1:48.723		16	34.424	<u>202.2</u>	34.098	123.6	40.055		221.8	1:48.577	

28		Daniel Macia (ES)																	
lap	Sect-1	Speed	Sect-2	Speed	Sect-3	Speed	TopSpeed	laptime	pit	lap	Sect-1	Speed	Sect-2	Speed	Sect-3	Speed	Topspeed	laptime	pit
1		179.4	34.828	121.2	39.255		148.1	1:49.778		9	34.114	193.2	33.883	123.6	39.187		229.8	1:47.184	
2	34.026	184.9	33.889	123.1	<u>38.854</u>		<u>233.3</u>	1:46.769		10	34.724	192.5	34.110	124.1	39.146		224.5	1:47.980	
3	34.380	<u>199.6</u>	33.668	130.1	38.874		231.8	1:46.922		11	34.286	198.2	33.931	125.0	39.449		224.5	1:47.666	
4	<u>33.963</u>	192.9	33.723	125.6	38.898		228.8	1:46.584		12	34.246	198.9	33.816	128.6	39.459		223.6	1:47.521	
5	34.042	194.2	33.706	126.6	38.859		227.4	1:46.607		13	34.207	194.6	33.901	123.4	39.365		223.6	1:47.473	
6	33.993	197.4	33.629	128.7	38.907		227.4	<u>1:46.529</u>		14	34.277	197.1	33.874	124.4	39.462		222.7	1:47.613	
7	34.036	196.4	<u>33.490</u>	<u>131.7</u>	39.051		226.4	1:46.577		15	34.351	199.3	33.901	123.0	39.388		221.8	1:47.640	
8	34.065	195.3	33.622	126.0	38.989		226.9	1:46.676		16	34.403	199.3	33.891	122.2	39.370		221.8	1:47.664	

29		Georg Kelstrup (DK)																	
lap	Sect-1	Speed	Sect-2	Speed	Sect-3	Speed	TopSpeed	laptime	pit	lap	Sect-1	Speed	Sect-2	Speed	Sect-3	Speed	Topspeed	laptime	pit
1		173.6	34.952	128.0	40.650		167.7	1:54.986		9	<u>33.974</u>	193.5	33.646	132.2	39.336		225.0	1:46.956	
2	34.660	183.7	35.021	125.1	38.839		229.3	1:48.520		10	34.060	196.4	33.793	126.8	39.151		223.6	1:47.004	
3	34.578	199.3	34.382	132.8	38.778		<u>237.9</u>	1:47.738		11	34.155	196.7	33.808	130.4	39.215		224.1	1:47.178	
4	34.553	187.2	34.382	<u>136.4</u>	39.829		228.8	1:48.764		12	34.153	194.6	33.860	131.2	39.561		224.1	1:47.574	
5	34.985	182.7	34.003	128.3	39.258		226.4	1:48.246		13	34.216	196.0	33.899	127.7	39.587		223.1	1:47.702	
6	34.010	195.3	33.621	129.0	<u>38.706</u>		228.8	<u>1:46.337</u>		14	34.231	198.9	34.051	125.1	39.363		222.7	1:47.645	
7	34.500	196.7	33.724	133.3	39.156		226.9	1:47.380		15	34.442	193.2	34.101	127.5	39.912		222.7	1:48.455	
8	34.069	193.2	<u>33.532</u>	130.3	38.953		224.5	1:46.554		16	35.225	<u>200.4</u>	34.577	128.7	39.904		221.3	1:49.706	

34		Enric Bordás (ES)																	
lap	Sect-1	Speed	Sect-2	Speed	Sect-3	Speed	TopSpeed	laptime	pit	lap	Sect-1	Speed	Sect-2	Speed	Sect-3	Speed	Topspeed	laptime	pit
1		178.5	34.855	126.9	39.209		151.7	1:50.092		9	34.112	194.9	33.760	123.4	39.167		228.3	1:47.039	
2	34.137	188.2	33.871	122.2	<u>38.837</u>		<u>234.8</u>	1:46.845		10	34.194	198.5	33.889	126.3	39.467		226.4	1:47.550	
3	34.391	193.5	33.866	125.7	38.857		232.8	1:47.114		11	34.278	193.5	33.912	124.9	39.360		226.9	1:47.550	
4	<u>33.857</u>	197.1	33.805	126.3	38.850		231.8	<u>1:46.512</u>		12	34.206	198.5	33.920	121.1	39.402		226.9	1:47.528	
5	33.934	<u>198.9</u>	33.713	126.3	38.942		230.3	1:46.589		13	34.317	194.9	33.984	121.1	39.367		225.9	1:47.668	
6	33.982	194.6	<u>33.671</u>	126.2	38.922		230.8	1:46.575		14	34.308	196.7	33.991	123.1	39.482		225.0	1:47.781	
7	33.940	195.7	34.366	121.5	39.167		229.8	1:47.473		15	35.024	193.5	34.979	120.1	40.174		222.2	1:50.177	
8	34.174	189.1	33.797	122.7	39.204		230.3	1:47.175		16	35.549	192.2	35.200	<u>136.0</u>	40.328		223.1	1:51.077	



F4 Spanish Championship

Autódromo Internacional do Algarve

F4

15 - 17 July 2021

Laps and Sector Times - RACE 1

Autodromo Internacional Algarve - 4652 mtr.

44 Manuel Espirito Santo (PT)																			
lap	Sect-1	Speed	Sect-2	Speed	Sect-3	Speed	TopSpeed	laptime	pit	lap	Sect-1	Speed	Sect-2	Speed	Sect-3	Speed	Topspeed	laptime	pit
1		169.5	34.839	119.3	39.023		149.0	1:51.013		9	34.855	186.9	33.953	127.4	39.035		228.8	1:47.843	
2	34.367	170.6	34.092	127.1	38.786		231.8	1:47.245		10	34.218	182.1	33.839	127.7	39.013		225.5	1:47.070	
3	34.114	174.2	34.334	119.5	39.086		231.3	1:47.534		11	<u>34.007</u>	191.2	33.769	134.3	39.428		225.0	1:47.204	
4	34.853	185.2	34.341	126.6	39.157		<u>232.3</u>	1:48.351		12	34.053	191.8	33.938	124.4	39.173		224.1	1:47.164	
5	34.048	192.2	<u>33.661</u>	132.2	38.870		226.4	1:46.579		13	34.432	<u>194.2</u>	33.941	121.9	39.118		222.7	1:47.491	
6	34.014	193.5	33.717	126.3	38.805		225.9	1:46.536		14	34.278	187.5	33.990	127.1	39.282		222.7	1:47.550	
7	34.021	193.5	33.687	127.7	<u>38.742</u>		225.5	<u>1:46.450</u>		15	34.400	189.8	34.147	124.3	39.349		220.0	1:47.896	
8	34.359	183.1	33.819	<u>137.6</u>	40.114		229.3	1:48.292		16	35.299	179.4	35.286	135.0	45.540		222.2	1:56.125	

52 Suleiman Zanfari (MA)																			
lap	Sect-1	Speed	Sect-2	Speed	Sect-3	Speed	TopSpeed	laptime	pit	lap	Sect-1	Speed	Sect-2	Speed	Sect-3	Speed	Topspeed	laptime	pit
1		175.9	35.439	124.9			155.4	1:59.876		9	34.360	198.2	33.804	127.7	39.078		222.7	1:47.242	
2	Pit Out	190.5	34.027	126.5	38.962		3:00.206			10	34.326	199.6	<u>33.675</u>	131.1	39.119		223.1	1:47.120	
3	34.381	195.3	33.796	129.0	<u>38.885</u>		223.6	1:47.062		11	34.268	195.3	33.796	127.2	38.975		223.1	1:47.039	
4	<u>34.210</u>	195.7	33.786	128.3	38.970		<u>224.1</u>	<u>1:46.966</u>		12	34.267	198.9	33.772	<u>132.5</u>	39.159		223.1	1:47.198	
5	34.340	194.9	33.761	130.9	38.994		222.7	1:47.095		13	34.319	190.5	33.976	124.9	39.368		222.2	1:47.663	
6	34.325	194.2	33.746	131.9	39.048		222.7	1:47.119		14	34.346	195.7	33.943	125.7	39.723		222.2	1:48.012	
7	34.242	198.2	33.731	131.2	39.025		222.2	1:46.998		15	35.296	<u>201.1</u>	34.238	124.4	39.388		220.9	1:48.922	
8	34.395	193.5	33.692	131.5	39.085		222.7	1:47.172		16	34.687	191.5	34.072	128.1	39.447		220.0	1:48.206	

68 Branden Lee Oxley (GB)																			
lap	Sect-1	Speed	Sect-2	Speed	Sect-3	Speed	TopSpeed	laptime	pit	lap	Sect-1	Speed	Sect-2	Speed	Sect-3	Speed	Topspeed	laptime	pit
1		177.6	38.854	120.7	40.389		169.0	1:58.601		9	35.186	199.3	<u>33.897</u>	120.7	39.407		225.5	1:48.490	
2	35.245	188.8	35.049	118.4	39.539		<u>235.8</u>	1:49.833		10	34.892	192.9	34.622	120.9	39.458		228.3	1:48.972	
3	34.492	197.8	34.514	127.5	40.329		233.3	1:49.335		11	34.485	192.5	34.237	121.2	39.590		227.4	1:48.312	
4	34.419	186.5	34.762	118.9	39.166		229.3	1:48.347		12	34.377	190.5	34.069	119.1	39.449		225.9	1:47.895	
5	34.120	193.9	33.926	<u>129.8</u>	39.771		228.8	1:47.817		13	34.957	191.2	34.226	128.0	39.299		224.5	1:48.482	
6	<u>33.988</u>	<u>201.5</u>	33.969	122.7	<u>38.957</u>		229.8	<u>1:46.914</u>		14	34.536	191.8	34.117	123.1	39.299		220.4	1:47.952	
7	34.094	199.3	34.121	123.1	39.485		226.9	1:47.700		15	34.529	194.9	34.114	119.3	39.391		220.0	1:48.034	
8	34.268	198.5	34.186	120.8	39.592		228.3	1:48.046		16	34.307	196.0	34.024	124.3	39.607		220.0	1:47.938	

75 Noam Abramczyk (FR)																			
lap	Sect-1	Speed	Sect-2	Speed	Sect-3	Speed	TopSpeed	laptime	pit	lap	Sect-1	Speed	Sect-2	Speed	Sect-3	Speed	Topspeed	laptime	pit
1		190.8	35.175	124.7	40.410		164.1	1:54.178		9	34.063	193.5	33.737	123.6	39.083		225.5	1:46.883	
2	34.627	176.5	34.588	122.3	39.307		<u>230.8</u>	1:48.522		10	34.207	193.5	34.432	119.5	39.110		229.3	1:47.749	
3	34.167	187.2	33.893	124.7	39.154		227.8	1:47.214		11	34.193	194.2	33.993	124.0	39.292		228.3	1:47.478	
4	34.093	191.8	33.814	123.3	<u>39.003</u>		227.8	1:46.910		12	34.161	193.5	33.899	119.3	39.515		226.9	1:47.575	
5	34.070	199.6	33.736	125.0	39.006		225.9	1:46.812		13	34.175	<u>201.9</u>	34.145	126.5	39.193		226.9	1:47.513	
6	<u>34.029</u>	197.4	<u>33.679</u>	124.7	39.052		226.4	<u>1:46.760</u>		14	34.270	189.1	33.934	122.7	39.186		224.1	1:47.390	
7	34.075	199.3	33.691	125.4	39.030		225.0	1:46.796		15	34.308	188.2	33.837	123.4	39.361		223.1	1:47.506	
8	34.235	194.2	33.780	<u>127.4</u>	39.168		224.5	1:47.183		16	34.375	191.8	34.542	123.9	40.304		221.8	1:49.221	

77 Noah Degnbol (DK)																			
lap	Sect-1	Speed	Sect-2	Speed	Sect-3	Speed	TopSpeed	laptime	pit	lap	Sect-1	Speed	Sect-2	Speed	Sect-3	Speed	Topspeed	laptime	pit
1		176.2	36.747	131.5			161.7	2:06.004		9	34.320	196.7	33.907	125.4	39.427		221.3	1:47.654	
2	Pit Out	188.5	34.508	124.0	39.336		2:50.020			10	34.300	196.4	33.932	131.9	39.727		221.8	1:47.959	
3	34.270	198.2	33.907	125.7	38.951		223.6	1:47.128		11	34.350	198.9	33.948	123.9	39.220		221.3	1:47.518	
4	<u>33.969</u>	196.4	33.887	125.9	<u>38.936</u>		223.1	<u>1:46.792</u>		12	34.321	194.6	34.038	127.4	39.604		221.3	1:47.963	
5	34.212	196.7	33.922	128.3	39.045		222.2	1:47.179		13	34.348	<u>200.4</u>	34.337	125.0	39.460		220.9	1:48.145	
6	34.194	<u>200.4</u>	33.877	129.8	38.986		221.8	1:47.057		14	34.562	197.8	34.296	120.5	40.204		220.0	1:49.062	
7	34.249	197.1	<u>33.802</u>	129.5	39.007		221.8	1:47.058		15	35.367	187.5	34.374	122.3	40.242		<u>226.4</u>	1:49.983	
8	34.179	191.8	33.925	<u>134.5</u>	39.355		222.2	1:47.459		16	34.605	191.5	34.410	121.8	39.622		220.4	1:48.637	