

F4 Spanish Championship

Autódromo Internacional do Algarve

F4

15 - 17 July 2021

Laps and Sector Times - FREE PRACTICE 2

Autodromo Internacional Algarve - 4652 mtr.

1 Maksim Arkhangelskii (RUS)																			
lap	Sect-1	Speed	Sect-2	Speed	Sect-3	Speed	TopSpeed	laptime	pit	lap	Sect-1	Speed	Sect-2	Speed	Sect-3	Speed	Topspeed	laptime	pit
1	Pit Out	144.6	36.825	114.5	40.722			1:52.965		9	34.406	196.0	<u>33.800</u>	<u>130.1</u>	39.150		230.8	1:47.356	
2		34.950	187.5	34.743	121.5	Pit In	225.0	1:58.020		10	34.301	190.5	33.975	124.9	38.789		229.8	1:47.065	
3	Pit Out	173.4	35.064	112.4	39.844			2:30.794		11	34.224	<u>197.1</u>	33.933	119.1	Pit In		228.8	1:55.772	
4		34.523	184.6	34.095	124.1	<u>38.783</u>	<u>232.3</u>	1:47.401		12	Pit Out	137.8	37.693	110.7	39.994			7:26.531	
5		34.810	188.2	34.098	119.5	38.795	231.8	1:47.703		13	34.830	170.3	34.336	120.5	39.089		230.3	1:48.255	
6		<u>34.045</u>	194.9	33.845	128.9	38.807	231.3	<u>1:46.697</u>		14	34.289	186.5	34.091	126.2	39.251		231.3	1:47.631	
7		37.900	128.6	41.925	100.7	40.706	230.8	2:00.531		15	39.451	134.3	42.243	88.0	Pit In		209.3	2:17.750	
8		34.684	191.8	34.109	126.2	38.909	229.3	1:47.702		16									

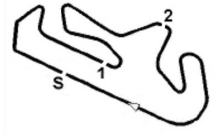
3 Oliver Michl (AUT)																			
lap	Sect-1	Speed	Sect-2	Speed	Sect-3	Speed	TopSpeed	laptime	pit	lap	Sect-1	Speed	Sect-2	Speed	Sect-3	Speed	Topspeed	laptime	pit
1	Pit Out	149.0	38.305	104.7	40.976			1:56.653		8	34.017	192.9	33.746	132.0	38.942		230.3	<u>1:46.705</u>	
2		36.683	162.4	38.340	117.3	Pit In	206.1	2:04.249		9	37.495	172.0	38.293	125.9	40.095		230.8	1:55.883	
3	Pit Out	192.5	34.423	125.0	Pit In			2:44.446		10	34.161	196.7	36.042	130.8	40.528		<u>231.8</u>	1:50.731	
4	Pit Out	150.0	37.967	113.0	44.203			10:54.933		11	<u>33.932</u>	198.9	33.731	129.7	39.118		<u>231.8</u>	1:46.781	
5		39.281	162.2	36.404	124.0	39.597	176.5	1:55.282		12	34.073	<u>199.3</u>	<u>33.598</u>	<u>137.2</u>	39.077		230.8	1:46.748	
6		34.157	193.5	34.233	127.7	39.084	229.3	1:47.474		13	35.048	195.3	35.331	127.1	Pit In		230.8	2:00.733	
7		34.194	193.2	33.913	129.7	<u>38.748</u>	230.8	1:46.855		14									

7 Emely de Heus (NL)																			
lap	Sect-1	Speed	Sect-2	Speed	Sect-3	Speed	TopSpeed	laptime	pit	lap	Sect-1	Speed	Sect-2	Speed	Sect-3	Speed	Topspeed	laptime	pit
1	Pit Out	138.3	37.238	109.5	41.235			1:55.662		11	Pit Out	145.2	37.144	109.3	41.268			6:15.623	
2		37.323	150.6	36.108	114.0	40.575	196.7	1:54.006		12	35.443	174.5	35.441	109.5	40.553		227.8	1:51.437	
3		35.597	154.5	35.631	115.5	39.910	228.3	1:51.138		13	34.720	183.1	34.401	123.3	39.377		230.8	1:48.498	
4		34.125	188.2	34.398	118.0	39.118	231.8	1:47.641		14	33.839	185.2	33.959	126.0	38.907		232.8	1:46.705	
5		34.134	190.5	34.147	120.8	38.917	230.8	1:47.198		15	33.886	195.7	<u>33.723</u>	124.6	<u>38.623</u>		<u>233.8</u>	<u>1:46.232</u>	
6		34.013	<u>196.7</u>	34.335	120.0	39.103	230.8	1:47.451		16	<u>33.830</u>	191.8	33.837	<u>127.2</u>	38.790		231.8	1:46.457	
7		35.603	184.6	36.244	119.7	39.331	230.3	1:51.178		17	33.867	193.2	33.750	125.0	38.814		230.3	1:46.431	
8		34.179	193.5	34.185	120.5	38.800	229.8	1:47.164		18	33.903	193.9	33.756	124.9	39.094		231.3	1:46.753	
9		34.408	191.2	34.111	122.3	Pit In	230.3	1:55.598		19	34.142	189.8	34.770	121.8	Pit In		230.8	1:55.781	
10	Pit Out	176.8	35.112	117.0	Pit In			2:59.322		20									

9 Rik Koen (NL)																			
lap	Sect-1	Speed	Sect-2	Speed	Sect-3	Speed	TopSpeed	laptime	pit	lap	Sect-1	Speed	Sect-2	Speed	Sect-3	Speed	Topspeed	laptime	pit
1	Pit Out	145.7	36.340	102.9	40.425			1:50.886		10	Pit Out	149.2	36.133	115.1	39.544			9:11.345	
2		34.879	178.2	34.586	118.4	39.202	225.5	1:48.667		11	34.841	176.8	34.290	119.7	38.589		221.8	1:47.720	
3		34.100	191.2	34.170	120.3	38.846	229.3	1:47.116		12	33.912	195.3	<u>33.555</u>	<u>125.1</u>	38.438		232.3	1:45.905	
4		33.958	196.0	33.735	122.0	38.686	231.3	1:46.379		13	<u>33.683</u>	198.5	35.776	108.8	41.438		<u>233.8</u>	1:50.897	
5		33.891	196.4	33.733	119.3	38.591	231.8	1:46.215		14	33.887	196.0	33.740	120.1	38.382		233.3	1:46.009	
6		34.039	196.0	33.953	119.1	38.711	231.8	1:46.703		15	33.796	196.7	33.596	121.6	<u>38.245</u>		231.3	<u>1:45.637</u>	
7		34.061	198.2	36.651	116.6	Pit In	233.3	1:56.691		16	33.701	<u>198.9</u>	33.707	124.0	38.327		232.8	1:45.735	
8	Pit Out	155.8	34.596	116.3	Pit In			2:37.174		17	33.788	<u>198.9</u>	35.510	106.7	Pit In		233.3	1:56.839	
9	Pit Out	190.5	34.157	122.7	Pit In			2:26.271		18									

10 Lola Lovinfosse (FR)																			
lap	Sect-1	Speed	Sect-2	Speed	Sect-3	Speed	TopSpeed	laptime	pit	lap	Sect-1	Speed	Sect-2	Speed	Sect-3	Speed	Topspeed	laptime	pit
1	Pit Out	149.2	36.984	102.4	49.438			2:02.817		8	34.175	187.2	34.129	119.7	39.080		<u>234.8</u>	1:47.384	
2		35.738	171.7	34.906	117.3	39.156	224.5	1:49.800		9	34.110	186.5	34.094	119.5	Pit In		233.3	1:54.450	
3		34.197	185.2	34.117	123.1	39.139	230.8	1:47.453		10	Pit Out	133.7	38.680	105.4	41.927			7:24.107	
4		34.097	<u>188.8</u>	34.164	<u>123.3</u>	39.148	230.8	1:47.409		11	37.427	145.2	37.524	114.3	40.680		207.7	1:55.631	
5		34.222	182.1	35.115	120.0	38.896	230.8	1:48.233		12	34.329	173.1	34.451	121.2	40.454		230.8	1:49.234	
6		34.008	176.8	34.100	119.2	38.893	232.8	1:47.001		13	40.961	124.3	41.130	100.8	Pit In		194.9	2:14.721	
7		<u>33.972</u>	185.6	<u>34.002</u>	118.7	<u>38.709</u>	233.8	<u>1:46.683</u>		14									

11 Alex Dunne (IRL)																			
lap	Sect-1	Speed	Sect-2	Speed	Sect-3	Speed	TopSpeed	laptime	pit	lap	Sect-1	Speed	Sect-2	Speed	Sect-3	Speed	Topspeed	laptime	pit
1	Pit Out	140.4	37.120	110.9	39.711			1:51.206		8	34.016	197.8	<u>34.232</u>	118.9	39.033		229.8	1:47.281	
2		34.422	195.7	34.447	118.6	38.901	227.4	1:47.770		9	44.122	187.2	35.161	117.5	Pit In		230.8	2:06.101	
3		34.237	198.2	34.575	112.3	38.757	231.8	1:47.569		10	Pit Out	145.9	37.296	115.4	39.395			5:29.199	
4		34.033	191.2	34.353	117.5	38.857	234.3	1:47.243		11	34.096	196.7	37.389	115.3	Pit In		232.8	1:57.681	
5		34.093	195.3	34.969	<u>121.8</u>	Pit In	<u>234.8</u>	1:54.559		12	Pit Out	149.4	42.617	102.4	48.987			5:54.761	
6	Pit Out	158.4	36.712	112.6	39.326			7:16.345		13	38.270	155.4	40.611	106.6	39.587		214.7	1:58.468	
7		34.148	195.3	34.335	120.0	<u>38.640</u>	228.8	<u>1:47.123</u>		14	<u>33.644</u>	<u>198.9</u>	38.294	94.5	Pit In		232.3	2:15.233	



F4 Spanish Championship

Autódromo Internacional do Algarve

F4
Laps and Sector Times - FREE PRACTICE 2
15 - 17 July 2021
Autodromo Internacional Algarve - 4652 mtr.

12 Gil Molina (MX)																			
lap	Sect-1	Speed	Sect-2	Speed	Sect-3	Speed	TopSpeed	laptime	pit	lap	Sect-1	Speed	Sect-2	Speed	Sect-3	Speed	Topspeed	laptime	pit
1	Pit Out	144.8	38.315	115.6	40.522			1:55.194		10	Pit Out	196.4	34.537	121.6	Pit In			2:25.863	
2		35.833	186.5	34.257	120.9	38.950	203.4	1:49.040		11	Pit Out	148.1	38.292	115.6	42.615			5:38.356	
3		34.467	191.5	34.029	126.5	38.984	231.8	1:47.480		12		37.967	180.6	36.174	117.4	41.434	205.7	1:55.575	
4		33.876	196.4	33.838	126.6	38.757	232.8	1:46.471		13		36.112	165.6	34.501	124.0	Pit In	206.1	1:54.850	
5		34.090	190.8	34.252	127.7	38.777	<u>234.8</u>	1:47.119		14	Pit Out	183.4	34.643	125.9	38.882			5:21.986	
6		34.088	194.6	33.859	122.0	39.047	230.8	1:46.994		15		34.043	191.8	34.097	124.3	<u>38.489</u>	229.8	1:46.629	
7		34.026	193.9	34.047	123.1	38.886	231.8	1:46.959		16		33.878	195.7	<u>33.647</u>	127.4	38.698	229.8	<u>1:46.223</u>	
8		34.153	196.7	33.946	127.4	39.120	230.8	1:47.219		17		<u>33.808</u>	<u>198.2</u>	33.746	<u>129.2</u>	38.749	229.8	1:46.303	
9		34.125	197.4	33.897	121.1	Pit In	228.8	1:53.088		18		33.932	193.9	33.703	124.4	38.631	230.3	1:46.266	

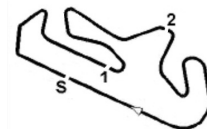
17 Dilano Van't Hoff (NL)																			
lap	Sect-1	Speed	Sect-2	Speed	Sect-3	Speed	TopSpeed	laptime	pit	lap	Sect-1	Speed	Sect-2	Speed	Sect-3	Speed	Topspeed	laptime	pit
1	Pit Out	161.4	37.414	114.3	40.299			1:53.559		10	Pit Out	156.3	38.038	116.4	40.457			5:34.324	
2		34.925	186.9	34.817	124.4	38.976	213.0	1:48.718		11		36.352	187.8	36.195	111.7	40.264	201.9	1:52.811	
3		34.036	194.6	33.619	130.8	38.586	229.3	1:46.241		12		35.974	145.2	35.584	119.3	39.008	229.8	1:50.566	
4		33.697	198.5	33.686	129.3	38.649	229.8	1:46.032		13		33.852	197.1	33.771	127.5	38.299	233.3	1:45.922	
5		33.777	198.5	33.606	128.9	38.905	230.8	1:46.288		14		<u>33.507</u>	199.6	33.327	130.9	<u>38.183</u>	232.8	<u>1:45.017</u>	
6		41.031	140.1	36.280	124.4	39.830	173.1	1:57.141		15		33.524	198.9	33.322	127.5	38.510	<u>233.8</u>	1:45.356	
7		36.162	191.5	34.342	127.4	Pit In	230.3	1:55.143		16		33.563	<u>200.4</u>	<u>33.212</u>	<u>132.5</u>	38.425	232.8	1:45.200	
8	Pit Out	194.6	33.965	130.1	Pit In			2:34.991		17		34.535	164.9	34.253	127.4	Pit In	231.3	1:52.551	
9	Pit Out	196.4	33.970	129.0	Pit In			2:22.315		18	Pit Out	196.4	33.719	128.7	Pit In			2:25.726	

18 Jorge Campos (MX)																			
lap	Sect-1	Speed	Sect-2	Speed	Sect-3	Speed	TopSpeed	laptime	pit	lap	Sect-1	Speed	Sect-2	Speed	Sect-3	Speed	Topspeed	laptime	pit
1	Pit Out	152.3	37.606	115.5	40.778			1:54.379		8		34.184	198.2	33.716	127.8	39.086	230.3	1:46.986	
2		36.560	160.7	36.494	115.9	Pit In	194.2	2:03.006		9		34.077	<u>199.6</u>	<u>33.575</u>	<u>132.7</u>	39.961	230.3	1:47.613	
3	Pit Out	191.8	34.739	116.9	Pit In			2:54.787		10		34.170	197.1	52.654	112.5	42.176	230.3	2:09.000	
4	Pit Out	149.0	37.493	115.4	40.408			10:40.071		11		<u>34.033</u>	198.2	34.001	125.4	39.274	<u>230.8</u>	1:47.308	
5		36.589	156.1	35.734	119.1	40.979	192.5	1:53.302		12		34.504	195.3	34.044	125.4	39.147	<u>230.8</u>	1:47.695	
6		34.226	198.2	33.846	123.9	39.252	228.3	1:47.324		13		34.215	196.7	33.879	126.8	Pit In	229.3	1:56.466	
7		34.043	196.4	33.616	125.6	<u>39.007</u>	229.8	<u>1:46.666</u>		14									

19 Filip Jenic (SRB)																			
lap	Sect-1	Speed	Sect-2	Speed	Sect-3	Speed	TopSpeed	laptime	pit	lap	Sect-1	Speed	Sect-2	Speed	Sect-3	Speed	Topspeed	laptime	pit
1	Pit Out	153.4	38.440	97.3	43.170			1:57.614		8		33.896	<u>196.4</u>	33.722	124.9	<u>38.631</u>	230.8	1:46.249	
2		37.359	157.7	36.831	103.2	Pit In	201.5	2:01.983		9		34.424	188.5	33.850	128.4	38.935	231.8	1:47.209	
3	Pit Out	169.0	35.314	115.5	Pit In			2:39.094		10		<u>33.840</u>	195.3	33.609	<u>129.2</u>	38.721	232.3	<u>1:46.170</u>	
4	Pit Out	144.8	38.133	111.1	42.681			10:57.519		11		34.112	180.0	34.256	124.1	42.591	<u>235.8</u>	1:50.959	
5		37.691	161.0	36.672	108.2	39.618	187.8	1:53.981		12		33.914	196.0	<u>33.599</u>	128.1	38.781	232.8	1:46.294	
6		34.268	195.3	34.155	120.8	38.862	229.3	1:47.285		13		36.282	192.2	34.254	125.7	Pit In	232.8	1:55.583	
7		33.882	194.6	33.782	126.0	38.774	231.3	1:46.438		14									

23 Josep María Martí (ES)																			
lap	Sect-1	Speed	Sect-2	Speed	Sect-3	Speed	TopSpeed	laptime	pit	lap	Sect-1	Speed	Sect-2	Speed	Sect-3	Speed	Topspeed	laptime	pit
1	Pit Out	107.8	1:30.141	108.0	41.395			2:49.552		9	Pit Out	151.0	38.911	97.2	43.086			9:20.983	
2		37.022	169.0	35.393	115.3	Pit In	190.1	2:01.194		10		39.632	154.5	38.658	114.8	39.515	192.5	1:57.805	
3	Pit Out	182.1	37.724	109.3	45.373			2:40.143		11		34.353	194.2	33.999	127.8	38.851	230.8	1:47.203	
4		34.203	193.9	33.906	124.6	38.678	228.8	1:46.787		12		33.868	194.6	33.560	128.3	38.526	231.3	1:45.954	
5		33.871	196.0	33.817	123.1	38.662	230.3	1:46.350		13		33.837	192.5	33.560	126.2	<u>38.392</u>	231.3	1:45.789	
6		33.920	195.7	34.415	123.4	40.000	231.3	1:48.335		14		<u>33.645</u>	<u>198.2</u>	<u>33.409</u>	<u>129.5</u>	38.446	231.3	<u>1:45.500</u>	
7		33.912	196.7	33.574	128.7	38.681	230.8	1:46.167		15		33.918	196.4	37.239	101.6	43.864	<u>231.8</u>	1:55.021	
8		33.880	197.4	33.850	126.3	Pit In	<u>231.8</u>	1:52.556		16		33.760	197.1	33.644	123.0	38.770	<u>231.8</u>	1:46.174	

24 Alejandro García (MX)																			
lap	Sect-1	Speed	Sect-2	Speed	Sect-3	Speed	TopSpeed	laptime	pit	lap	Sect-1	Speed	Sect-2	Speed	Sect-3	Speed	Topspeed	laptime	pit
1	Pit Out	148.8	38.925	111.9	42.509			1:59.720		10		34.610	196.7	34.166	129.0	Pit In	229.8	1:54.616	
2		37.266	168.5	36.008	120.9	41.249	196.0	1:54.523		11	Pit Out	179.7	38.690	123.7	39.632			5:40.413	
3		34.951	189.8	34.871	129.5	39.599	229.3	1:49.421		12		34.601	192.9	34.251	127.2	39.260	230.3	1:48.112	
4		36.681	166.4	35.006	123.7	39.817	230.8	1:51.504		13		34.365	196.7	33.982	129.0	39.357	233.3	1:47.704	
5		34.586	192.9	34.176	128.7	39.046	230.8	1:47.808		14		34.294	197.8	34.014	128.0	39.082	<u>233.8</u>	1:47.390	
6		34.209	196.4	33.987	128.9	39.307	230.8	1:47.503		15		<u>34.204</u>	198.5	33.950	<u>134.0</u>	39.287	231.8	1:47.441	
7		34.332	197.8	34.068	124.3	39.226	229.8	1:47.626		16		34.381	199.6	33.952	126.2	<u>38.983</u>	231.3	1:47.316	
8		34.296	<u>200.4</u>	<u>33.893</u>	129.2	39.110	229.8	<u>1:47.299</u>		17		34.251	200.0	34.217	125.3	Pit In	231.8	1:54.004	
9		34.401	195.7	34.074	128.7	39.350	231.8	1:47.825		18									



F4 Spanish Championship

Autódromo Internacional do Algarve

F4

Laps and Sector Times - FREE PRACTICE 2

15 - 17 July 2021

Autodromo Internacional Algarve - 4652 mtr.

25		Sebastian Ogaard (DK)																	
lap	Sect-1	Speed	Sect-2	Speed	Sect-3	Speed	TopSpeed	laptime	pit	lap	Sect-1	Speed	Sect-2	Speed	Sect-3	Speed	Topspeed	laptime	pit
1	Pit Out	160.0	38.662	108.3	45.513			2:01.760		9	Pit Out	180.3	39.196	106.8	43.686			9:06.166	
2		37.351	165.9	35.979	100.0	41.222	186.9	1:54.552		10		38.800	169.0	39.289	104.3	41.937	196.7	2:00.026	
3		34.759	188.8	34.656	116.9	38.789	227.4	1:48.204		11		34.413	195.3	34.245	116.3	Pit In	228.8	1:58.167	
4		33.787	198.9	33.650	118.9	38.514	231.3	1:45.951		12	Pit Out	142.7	37.526	103.8	40.245			2:43.107	
5		33.657	201.5	33.438	120.7	<u>38.432</u>	231.8	<u>1:45.527</u>		13		33.912	200.4	33.612	121.9	38.543	230.8	1:46.067	
6		<u>33.583</u>	200.0	<u>33.403</u>	124.3	41.925	231.8	1:48.911		14		33.673	200.7	33.448	<u>125.7</u>	38.590	<u>232.3</u>	1:45.711	
7		33.622	202.2	34.306	114.6	39.321	231.3	1:47.249		15		<u>33.656</u>	<u>203.0</u>	33.513	122.3	38.676	<u>232.3</u>	1:45.845	
8		33.932	201.1	34.193	117.8	Pit In	231.3	1:52.979		16		33.659	201.9	33.446	121.8	Pit In	<u>232.3</u>	1:51.397	

26		Vladislav Ryabov (RUS)																	
lap	Sect-1	Speed	Sect-2	Speed	Sect-3	Speed	TopSpeed	laptime	pit	lap	Sect-1	Speed	Sect-2	Speed	Sect-3	Speed	Topspeed	laptime	pit
1	Pit Out	142.1	41.695	104.4	42.624			2:01.929		6		33.797	195.3	33.637	123.3	<u>38.289</u>	<u>232.8</u>	1:45.723	
2		38.781	161.9	36.374	115.0	40.158	183.7	1:55.313		7		33.870	195.3	33.690	124.0	38.447	232.3	1:46.007	
3		35.846	175.3	35.036	118.9	39.985	201.5	1:50.867		8		33.806	196.7	33.705	122.2	38.423	230.8	1:45.934	
4		35.984	151.7	35.263	114.8	40.279	230.8	1:51.526		9		<u>33.786</u>	198.5	<u>33.419</u>	<u>125.9</u>	38.498	231.3	<u>1:45.703</u>	
5		33.862	197.4	33.800	125.6	38.562	231.8	1:46.224		10		33.849	<u>199.3</u>	33.589	123.7	Pit In	231.3	1:55.707	

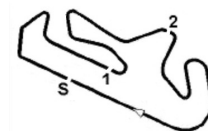
27		Oleksandr Partyshev (UA)																	
lap	Sect-1	Speed	Sect-2	Speed	Sect-3	Speed	TopSpeed	laptime	pit	lap	Sect-1	Speed	Sect-2	Speed	Sect-3	Speed	Topspeed	laptime	pit
1	Pit Out	153.2	35.438	115.3	Pit In			1:54.681		11		34.496	198.2	33.975	125.3	39.671	228.3	1:48.142	
2	Pit Out	179.1	34.550	120.0	Pit In			2:22.037		12		34.484	196.7	36.120	128.6	42.226	228.8	1:52.830	
3	Pit Out	194.9	34.205	127.7	39.412			2:49.060		13		34.478	195.7	34.238	124.7	39.587	228.8	1:48.303	
4		35.309	193.5	34.180	120.7	39.441	<u>232.3</u>	1:48.930		14		34.459	198.5	34.092	123.1	Pit In	229.3	1:53.118	
5		34.375	193.2	34.168	126.5	<u>39.180</u>	228.8	1:47.723		15	Pit Out	193.5	34.397	123.9	40.007			5:22.244	
6		<u>34.219</u>	198.2	<u>33.897</u>	122.4	39.337	228.3	<u>1:47.453</u>		16		34.545	196.7	33.951	126.6	40.110	228.8	1:48.606	
7		34.306	196.7	33.989	126.5	39.386	228.3	1:47.681		17		34.441	<u>199.3</u>	34.201	126.2	39.639	228.3	1:48.281	
8		34.290	198.5	33.947	<u>130.9</u>	39.996	227.8	1:48.233		18		34.498	197.8	34.106	124.7	39.898	228.3	1:48.502	
9		34.509	198.5	37.482	123.7	39.677	227.4	1:51.668		19		34.430	198.5	33.983	122.7	Pit In	227.4	1:53.588	
10		34.454	197.4	34.036	130.1	39.820	228.3	1:48.310		20									

28		Daniel Macia (ES)																	
lap	Sect-1	Speed	Sect-2	Speed	Sect-3	Speed	TopSpeed	laptime	pit	lap	Sect-1	Speed	Sect-2	Speed	Sect-3	Speed	Topspeed	laptime	pit
1	Pit Out	160.2	37.462	114.9	40.209			1:54.250		6		33.823	195.7	33.628	124.3	38.635	<u>234.8</u>	1:46.086	
2		35.335	170.9	35.533	120.0	39.085	227.8	1:49.953		7		33.808	197.1	33.543	127.4	38.733	233.3	1:46.084	
3		34.163	191.8	33.819	124.9	38.756	230.3	1:46.738		8		33.864	<u>198.5</u>	<u>33.542</u>	126.0	38.765	232.8	1:46.171	
4		<u>33.724</u>	194.9	33.664	123.3	<u>38.476</u>	231.8	<u>1:45.864</u>		9		33.953	197.4	33.665	123.4	Pit In	231.3	1:52.290	
5		33.735	195.3	33.604	<u>128.0</u>	38.808	233.3	1:46.147		10									

29		Georg Kelstrup (DK)																	
lap	Sect-1	Speed	Sect-2	Speed	Sect-3	Speed	TopSpeed	laptime	pit	lap	Sect-1	Speed	Sect-2	Speed	Sect-3	Speed	Topspeed	laptime	pit
1	Pit Out	155.4	36.764	110.7	40.587			1:52.342		9		35.729	191.8	34.748	<u>128.6</u>	39.051	216.9	1:49.528	
2		35.499	172.2	34.683	117.0	39.197	200.4	1:49.379		10		33.943	<u>200.4</u>	33.963	127.1	38.744	231.8	1:46.650	
3		34.106	197.1	33.946	120.8	38.978	230.8	1:47.030		11		33.831	194.6	33.776	126.3	38.747	233.3	1:46.354	
4		34.051	196.7	33.778	127.1	38.830	232.8	1:46.659		12		33.879	197.8	33.766	126.9	<u>38.660</u>	<u>233.8</u>	1:46.305	
5		34.014	197.1	34.054	125.6	Pit In	232.3	1:52.697		13		33.877	194.9	<u>33.600</u>	127.1	38.719	<u>233.8</u>	<u>1:46.196</u>	
6	Pit Out	190.1	34.624	120.7	Pit In			3:56.519		14		<u>33.696</u>	<u>199.6</u>	33.613	127.1	38.988	232.8	1:46.297	
7	Pit Out	195.3	34.312	121.2	Pit In			2:31.197		15		34.189	197.1	33.894	125.6	39.014	227.4	1:47.097	
8	Pit Out	132.7	38.909	111.9	42.472			6:02.083		16		33.981	195.7	34.119	123.3	Pit In	233.3	1:53.104	

34		Enric Bordás (ES)																	
lap	Sect-1	Speed	Sect-2	Speed	Sect-3	Speed	TopSpeed	laptime	pit	lap	Sect-1	Speed	Sect-2	Speed	Sect-3	Speed	Topspeed	laptime	pit
1	Pit Out	149.8	36.475	116.1	41.916			1:55.145		9		35.034	164.9	34.993	127.8	Pit In	232.3	1:57.174	
2		36.068	183.1	37.555	110.8	43.499	219.5	1:57.122		10	Pit Out	147.1	36.240	121.2	39.435			5:28.401	
3		34.484	193.9	33.975	121.1	39.026	229.8	1:47.485		11		34.886	184.9	34.473	124.6	38.909	230.8	1:48.268	
4		34.017	198.9	33.609	128.3	38.955	230.3	1:46.581		12		34.021	197.4	33.603	<u>132.0</u>	38.994	230.8	1:46.618	
5		34.782	181.5	35.918	124.1	<u>38.718</u>	231.3	1:49.418		13		33.982	199.3	33.825	126.3	39.414	231.3	1:47.221	
6		<u>33.872</u>	197.8	33.512	128.9	39.019	231.8	<u>1:46.403</u>		14		34.042	197.4	33.741	123.3	39.125	<u>232.8</u>	1:46.908	
7		34.049	<u>199.6</u>	<u>33.507</u>	129.3	38.890	230.3	1:46.446		15		34.074	198.2	33.816	128.6	Pit In	231.8	1:54.469	
8		33.922	197.8	33.709	128.6	38.814	230.8	1:46.445		16									

44		Manuel Espirito Santo (PT)																	
lap	Sect-1	Speed	Sect-2	Speed	Sect-3	Speed	TopSpeed	laptime	pit	lap	Sect-1	Speed	Sect-2	Speed	Sect-3	Speed	Topspeed	laptime	pit
1	Pit Out	152.3	36.916	111.8	43.838			1:57.074		11	Pit Out	150.8	37.930	103.7	40.903			5:53.239	
2		36.496	165.6	35.937	116.6	40.317	210.9	1:52.750		12		34.817	177.0	38.207	115.5	49.772	227.4	2:02.796	



F4 Spanish Championship

Autódromo Internacional do Algarve

F4

15 - 17 July 2021

Laps and Sector Times - FREE PRACTICE 2

Autodromo Internacional Algarve - 4652 mtr.

3	37.326	162.4	35.687	121.9	39.448	227.8	1:52.461	13	34.156	180.3	33.954	118.2	39.672	230.3	1:47.782
4	34.098	187.2	33.958	119.6	38.610	228.3	1:46.666	14	<u>33.709</u>	195.3	33.578	127.4	38.515	230.3	<u>1:45.802</u>
5	33.858	191.5	33.639	126.6	38.697	230.3	1:46.194	15	33.734	194.9	33.516	131.7	38.641	231.3	1:45.891
6	33.901	188.5	33.759	127.2	38.851	229.8	1:46.511	16	38.828	141.7	36.639	115.0	39.127	230.8	1:54.594
7	33.770	<u>198.5</u>	33.857	127.8	38.537	229.8	1:46.164	17	33.814	196.4	<u>33.490</u>	128.9	<u>38.499</u>	229.3	1:45.803
8	33.917	188.5	33.816	125.4	38.614	229.8	1:46.347	18	34.082	190.8	33.495	<u>131.9</u>	38.618	230.3	1:46.195
9	36.033	151.9	35.292	115.0	Pit In	229.8	1:59.618	19	35.242	154.3	39.160	109.5	Pit In	<u>231.8</u>	2:04.721
10	Pit Out	164.1	35.997	115.1	Pit In		2:35.193	20							

52 Suleiman Zanfari (MA)																			
lap	Sect-1	Speed	Sect-2	Speed	Sect-3	Speed	TopSpeed	laptime	pit	lap	Sect-1	Speed	Sect-2	Speed	Sect-3	Speed	Topspeed	laptime	pit
1	Pit Out	143.8	37.113	110.9	41.019			1:55.970		10	Pit Out	147.3	37.944	117.8	40.990			7:09.825	
2	37.763	156.5	36.241	118.8	40.250		192.5	1:54.254		11	37.210	161.2	36.171	117.6	41.943		208.1	1:55.324	
3	36.136	166.2	35.658	120.1	39.710		209.7	1:51.504		12	36.381	168.5	34.631	125.9	39.103		207.3	1:50.115	
4	34.025	193.9	33.784	126.0	38.786		231.3	1:46.595		13	34.009	194.9	33.611	<u>135.2</u>	<u>38.661</u>		<u>231.8</u>	1:46.281	
5	33.935	197.8	33.728	128.9	38.689		230.8	1:46.352		14	<u>33.792</u>	197.4	33.536	127.4	38.843		<u>231.8</u>	1:46.171	
6	34.107	190.8	33.919	128.3	39.367		230.8	1:47.393		15	33.818	197.4	<u>33.509</u>	128.1	38.685		<u>231.8</u>	<u>1:46.012</u>	
7	46.806	123.1	38.175	124.0	39.801		162.9	2:04.782		16	43.546	119.2	43.262	104.2	39.695		191.2	2:06.503	
8	34.249	<u>198.5</u>	33.955	124.4	Pit In		229.8	1:52.744		17	33.807	197.1	33.637	130.8	38.708		231.3	1:46.152	
9	Pit Out	193.9	34.132	124.1	Pit In			2:30.649		18	40.488	142.5	39.598	115.9	Pit In		190.5	2:12.141	

68 Branden Lee Oxley (GB)																			
lap	Sect-1	Speed	Sect-2	Speed	Sect-3	Speed	TopSpeed	laptime	pit	lap	Sect-1	Speed	Sect-2	Speed	Sect-3	Speed	Topspeed	laptime	pit
1	Pit Out	147.5	37.435	110.0	41.183			1:55.806		8	34.065	<u>197.1</u>	35.127	104.0	42.524		228.3	1:51.716	
2	35.890	166.7	36.387	116.9	39.713		222.2	1:51.990		9	<u>33.933</u>	194.2	34.079	117.1	Pit In		<u>230.3</u>	1:53.729	
3	34.547	193.9	34.084	117.5	39.002		225.9	1:47.633		10	Pit Out	129.2	40.710	108.1	41.370			10:14.270	
4	34.135	191.2	34.087	119.9	38.762		227.8	1:46.984		11	35.904	168.5	35.287	120.1	39.060		216.9	1:50.251	
5	34.285	192.9	33.959	121.8	39.098		228.8	1:47.342		12	33.970	<u>197.1</u>	33.673	<u>124.6</u>	<u>38.646</u>		229.8	<u>1:46.289</u>	
6	34.157	195.3	33.910	120.4	39.039		228.8	1:47.106		13	34.092	161.9	35.693	120.0	Pit In		229.3	1:56.689	
7	34.012	196.4	<u>33.651</u>	122.4	38.894		229.3	1:46.557		14									

75 Noam Abramczyk (FR)																			
lap	Sect-1	Speed	Sect-2	Speed	Sect-3	Speed	TopSpeed	laptime	pit	lap	Sect-1	Speed	Sect-2	Speed	Sect-3	Speed	Topspeed	laptime	pit
1	Pit Out	144.4	37.256	116.0	40.458			1:53.405		8	34.121	<u>197.8</u>	34.063	126.3	39.258		229.8	1:47.442	
2	36.934	161.2	36.264	115.5	40.092		194.6	1:53.290		9	34.126	195.7	34.075	128.1	39.219		229.3	1:47.420	
3	34.355	194.6	34.230	122.3	39.223		229.3	1:47.808		10	34.164	196.7	33.931	128.4	Pit In		229.3	1:56.301	
4	34.102	192.9	34.142	122.0	39.157		229.3	1:47.401		11	Pit Out	152.1	38.016	114.4	41.918			9:25.950	
5	34.171	191.2	33.866	127.8	39.097		229.8	1:47.134		12	34.242	189.5	33.885	127.5	38.933		<u>233.3</u>	1:47.060	
6	34.075	190.8	33.830	126.9	39.103		230.8	1:47.008		13	<u>33.852</u>	197.1	<u>33.506</u>	<u>131.5</u>	<u>38.677</u>		230.3	<u>1:46.035</u>	
7	34.024	<u>197.8</u>	33.968	126.9	39.188		229.8	1:47.180		14	34.854	153.6	34.672	123.4	Pit In		231.8	1:56.367	

77 Noah Degnbol (DK)																			
lap	Sect-1	Speed	Sect-2	Speed	Sect-3	Speed	TopSpeed	laptime	pit	lap	Sect-1	Speed	Sect-2	Speed	Sect-3	Speed	Topspeed	laptime	pit
1	Pit Out	168.0	36.624	118.3	40.268			1:50.714		10	Pit Out	142.9	37.552	119.3	40.429			6:05.974	
2	34.731	192.9	34.493	118.9	38.920		228.8	1:48.144		11	34.694	192.5	35.189	113.8	39.322		227.4	1:49.205	
3	33.953	198.2	33.759	123.9	<u>38.616</u>		231.3	1:46.328		12	35.408	163.9	34.904	121.3	41.127		228.3	1:51.439	
4	<u>33.666</u>	<u>200.4</u>	33.504	128.4	38.735		232.3	<u>1:45.905</u>		13	33.794	198.2	33.390	131.5	38.990		231.3	1:46.174	
5	33.767	199.6	33.657	124.7	38.726		<u>232.8</u>	1:46.150		14	38.031	194.2	33.664	132.0	38.716		230.3	1:50.411	
6	33.738	198.2	33.637	123.6	43.524		<u>232.8</u>	1:50.899		15	34.020	199.3	33.512	131.5	Pit In		229.8	1:57.198	
7	33.857	198.5	33.730	126.3	38.801		228.8	1:46.388		16	Pit Out	194.6	33.848	124.4	38.724			5:19.034	
8	33.955	197.4	37.087	97.6	Pit In		228.3	2:05.526		17	33.920	198.9	<u>33.388</u>	<u>138.1</u>	38.920		229.3	1:46.228	
9	Pit Out	151.0	39.553	113.4	Pit In			2:49.449		18									