

F4 Spanish Championship

Autódromo Internacional do Algarve

F4

15 - 17 July 2021

Laps and Sector Times - FREE PRACTICE 1

Autodromo Internacional Algarve - 4652 mtr.

1 Maksim Arkhangelskii (RUS)																			
lap	Sect-1	Speed	Sect-2	Speed	Sect-3	Speed	TopSpeed	laptime	pit	lap	Sect-1	Speed	Sect-2	Speed	Sect-3	Speed	Topspeed	laptime	pit
1	Pit Out	107.2	42.445	91.5	43.571			2:06.270		10	34.063	195.7	33.956	128.4	Pit In		229.3	1:55.581	
2	36.570	154.5	36.737	108.2	40.034		219.5	1:53.341		11	Pit Out	177.9	34.951	120.4	39.069			9:27.015	
3	35.118	191.8	35.261	112.3	39.839		225.5	1:50.218		12	34.088	194.9	34.209	126.3	38.922		227.4	1:47.219	
4	34.484	190.1	34.664	118.3	39.107		227.4	1:48.255		13	<u>33.970</u>	190.8	33.907	128.0	<u>38.521</u>		230.3	<u>1:46.398</u>	
5	34.297	187.2	35.246	118.9	39.558		229.3	1:49.101		14	34.109	193.9	33.757	125.0	38.652		230.3	1:46.518	
6	34.299	197.1	34.232	120.4	39.053		229.8	1:47.584		15	35.266	197.4	34.064	119.2	38.707		229.8	1:48.037	
7	35.033	191.5	34.183	128.6	39.069		228.3	1:48.285		16	34.280	<u>200.4</u>	<u>33.566</u>	125.0	38.587		<u>231.3</u>	1:46.433	
8	34.445	<u>200.4</u>	33.840	129.2	39.359		228.8	1:47.644		17	39.352	143.2	39.515	105.6	39.245		213.9	1:58.112	
9	34.201	189.8	34.026	124.0	38.923		228.3	1:47.150		18	34.028	191.5	33.735	127.7	38.733		229.8	1:46.496	

3 Oliver Michl (AUT)																			
lap	Sect-1	Speed	Sect-2	Speed	Sect-3	Speed	TopSpeed	laptime	pit	lap	Sect-1	Speed	Sect-2	Speed	Sect-3	Speed	Topspeed	laptime	pit
1	Pit Out	119.3	53.649	91.1	Pit In			2:46.300		9	34.154	<u>200.7</u>	33.883	130.6	39.441		228.8	1:47.478	
2	Pit Out	143.2	38.641	112.4	42.494			6:48.738		10	35.458	180.0	38.035	119.1	Pit In		228.8	2:03.525	
3	41.684	173.9	36.046	120.5	40.486		155.2	1:58.216		11	Pit Out	169.8	35.165	126.3	39.675			5:26.811	
4	39.464	177.3	34.719	125.1	39.484		164.9	1:53.667		12	34.264	197.4	33.760	131.1	<u>38.864</u>		230.3	1:46.888	
5	34.721	196.7	34.307	121.9	39.182		228.8	1:48.210		13	33.921	199.3	<u>33.741</u>	<u>135.2</u>	39.198		230.8	<u>1:46.860</u>	
6	34.351	191.5	34.198	125.7	38.981		228.8	1:47.530		14	<u>33.873</u>	197.1	36.955	126.0	41.299		<u>231.3</u>	1:52.127	
7	34.411	194.2	34.131	129.0	39.154		227.8	1:47.696		15	37.615	195.7	34.106	128.4	39.180		169.3	1:50.901	
8	34.193	198.9	33.881	127.7	39.218		228.3	1:47.292		16									

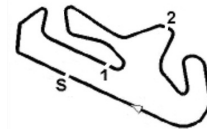
7 Emely de Heus (NL)																			
lap	Sect-1	Speed	Sect-2	Speed	Sect-3	Speed	TopSpeed	laptime	pit	lap	Sect-1	Speed	Sect-2	Speed	Sect-3	Speed	Topspeed	laptime	pit
1	Pit Out	144.6	41.390	96.3	43.834			2:05.917		9	34.490	190.5	34.913	115.0	39.642		228.8	1:49.045	
2	37.285	153.6	36.351	105.3	42.150		216.9	1:55.786		10	34.681	191.5	34.492	115.8	39.216		229.3	1:48.389	
3	37.490	153.6	35.685	111.6	40.521		225.0	1:53.696		11	34.227	<u>196.7</u>	<u>34.001</u>	<u>124.1</u>	<u>38.883</u>		229.8	1:47.111	
4	35.743	176.2	36.451	111.0	40.220		225.5	1:52.414		12	34.090	188.2	34.317	123.0	38.922		230.3	1:47.329	
5	34.935	185.9	35.278	109.9	39.927		226.4	1:50.140		13	35.524	183.7	35.584	109.2	39.689		229.8	1:50.797	
6	35.457	169.3	35.066	120.9	39.380		226.9	1:49.903		14	<u>34.033</u>	187.5	34.100	123.3	38.899		231.8	<u>1:47.032</u>	
7	34.358	192.9	34.528	115.5	39.380		228.3	1:48.266		15	34.056	178.5	34.284	117.5	Pit In		<u>233.8</u>	1:54.893	
8	34.169	194.2	34.449	115.5	39.283		228.8	1:47.901		16									

9 Rik Koen (NL)																			
lap	Sect-1	Speed	Sect-2	Speed	Sect-3	Speed	TopSpeed	laptime	pit	lap	Sect-1	Speed	Sect-2	Speed	Sect-3	Speed	Topspeed	laptime	pit
1	Pit Out	133.7	40.235	87.1	Pit In			2:09.924		7	34.047	197.4	33.786	121.2	38.427		<u>233.8</u>	1:46.260	
2	Pit Out	177.6	36.243	98.5	Pit In			2:34.034		8	34.029	198.9	33.757	122.3	<u>38.282</u>		231.3	1:46.068	
3	Pit Out	131.7	37.456	103.0	40.893			12:37.509		9	<u>33.843</u>	198.9	<u>33.591</u>	120.3	38.596		<u>233.8</u>	<u>1:46.030</u>	
4	36.821	184.6	35.059	118.7	39.222		198.2	1:51.102		10	33.949	<u>199.3</u>	33.740	122.3	38.472		230.8	1:46.161	
5	34.417	188.8	34.112	<u>127.4</u>	38.995		228.3	1:47.524		11	33.953	197.4	33.835	122.9	Pit In		231.3	1:52.889	
6	34.103	196.4	33.910	118.0	38.619		229.8	1:46.632		12	Pit Out	143.0	36.414	107.0	Pit In			2:35.632	

10 Lola Lovinfosse (FR)																			
lap	Sect-1	Speed	Sect-2	Speed	Sect-3	Speed	TopSpeed	laptime	pit	lap	Sect-1	Speed	Sect-2	Speed	Sect-3	Speed	Topspeed	laptime	pit
1	Pit Out	88.1	49.256	84.9	Pit In			2:33.062		8	Pit Out	154.9	35.945	111.6	40.216			8:02.795	
2	Pit Out	137.6	38.191	97.9	42.077			3:59.716		9	35.176	183.1	34.841	114.9	40.017		224.1	1:50.034	
3	39.635	157.2	36.097	109.0	43.947		216.0	1:59.679		10	34.410	183.4	34.428	115.9	<u>39.346</u>		227.4	<u>1:48.184</u>	
4	36.166	165.4	36.068	108.3	40.393		225.5	1:52.627		11	36.664	176.8	34.585	120.3	Pit In		<u>229.3</u>	1:58.495	
5	35.353	168.2	36.014	113.8	40.245		225.5	1:51.612		12	Pit Out	171.2	35.045	116.4	39.658			5:42.036	
6	35.266	180.9	35.266	109.6	40.664		225.9	1:51.196		13	<u>34.381</u>	<u>196.7</u>	34.443	<u>128.4</u>	39.530		227.8	1:48.354	
7	40.231	116.1	46.685	85.2	Pit In		226.9	2:28.471		14	34.501	179.1	<u>34.322</u>	121.1	39.611		<u>229.3</u>	1:48.434	

11 Alex Dunne (IRL)																			
lap	Sect-1	Speed	Sect-2	Speed	Sect-3	Speed	TopSpeed	laptime	pit	lap	Sect-1	Speed	Sect-2	Speed	Sect-3	Speed	Topspeed	laptime	pit
1	Pit Out	131.2	45.439	90.6	43.571			2:11.234		7	34.248	195.3	34.349	115.4	38.857		229.3	1:47.454	
2	38.038	144.4	36.977	95.2	42.215		195.7	1:57.230		8	34.083	197.1	34.191	120.5	Pit In		229.3	1:52.710	
3	34.760	179.7	34.509	116.5	39.332		226.9	1:48.601		9	Pit Out	180.3	38.147	117.4	38.991			8:07.459	
4	39.186	139.9	41.696	117.0	Pit In		213.4	2:17.328		10	<u>33.843</u>	<u>198.5</u>	34.191	118.7	38.866		230.3	1:46.900	
5	Pit Out	166.2	34.854	119.3	38.986			5:06.633		11	33.949	197.4	<u>34.134</u>	120.1	<u>38.731</u>		230.8	<u>1:46.814</u>	
6	34.369	196.7	1:04.926	116.3	42.361		226.9	2:21.656		12	33.945	197.8	34.269	<u>122.2</u>	Pit In		<u>231.3</u>	1:55.382	

12 Gil Molina (MX)																			
lap	Sect-1	Speed	Sect-2	Speed	Sect-3	Speed	TopSpeed	laptime	pit	lap	Sect-1	Speed	Sect-2	Speed	Sect-3	Speed	Topspeed	laptime	pit
1	Pit Out	115.3	41.401	95.6	Pit In			2:11.908		8	33.958	198.9	33.710	125.6	38.661		229.8	1:46.329	
2	Pit Out	154.9	38.477	110.9	Pit In			2:34.254		9	33.802	195.7	33.680	129.2	38.708		<u>231.3</u>	1:46.190	



F4 Spanish Championship

Autódromo Internacional do Algarve

F4

15 - 17 July 2021

Laps and Sector Times - FREE PRACTICE 1

Autodromo Internacional Algarve - 4652 mtr.

3	Pit Out	144.8	37.385	112.6	40.379		12:39.920	10	<u>33.801</u>	196.0	<u>33.566</u>	130.0	<u>38.655</u>	230.3	<u>1:46.022</u>
4	35.912	170.9	34.430	122.7	39.228	201.1	1:49.570	11	34.079	198.2	33.695	128.6	38.839	230.3	1:46.613
5	34.345	191.2	33.988	125.0	38.967	229.3	1:47.300	12	34.230	198.9	34.167	121.3	Pit In	229.8	1:54.436
6	33.923	<u>199.3</u>	33.964	126.2	38.804	229.8	1:46.691	13	Pit Out	192.5	35.006	110.5	Pit In		2:25.917
7	33.929	194.6	33.738	<u>130.9</u>	38.806	230.8	1:46.473	14							

17 Dilano Van't Hoff (NL)																			
lap	Sect-1	Speed	Sect-2	Speed	Sect-3	Speed	TopSpeed	laptime	pit	lap	Sect-1	Speed	Sect-2	Speed	Sect-3	Speed	Topspeed	laptime	pit
1	Pit Out	140.4	39.018	101.9	Pit In			2:09.510		7	33.782	197.4	33.276	<u>132.2</u>	<u>38.316</u>		229.8	1:45.374	
2	Pit Out	156.5	37.158	108.2	Pit In			2:40.295		8	<u>33.585</u>	199.3	<u>33.206</u>	131.9	38.518		230.3	<u>1:45.309</u>	
3	Pit Out	155.6	36.508	112.1	40.232			12:14.779		9	33.655	<u>200.0</u>	38.034	93.3	46.872		<u>231.3</u>	1:58.561	
4	35.596	169.3	34.641	122.7	39.112	209.3	1:49.349			10	33.823	199.3	33.730	129.2	38.508		<u>231.3</u>	1:46.061	
5	33.996	196.7	36.157	120.4	38.829	228.8	1:48.982			11	38.048	105.4	39.043	109.2	Pit In		230.8	2:09.745	
6	<u>33.869</u>	193.2	33.700	127.1	38.433	230.8	1:46.002			12	Pit Out	193.2	34.009	128.3	Pit In			2:30.194	

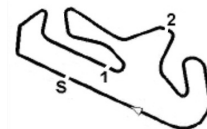
18 Jorge Campos (MX)																			
lap	Sect-1	Speed	Sect-2	Speed	Sect-3	Speed	TopSpeed	laptime	pit	lap	Sect-1	Speed	Sect-2	Speed	Sect-3	Speed	Topspeed	laptime	pit
1	Pit Out	133.3	55.941	107.7	42.448			2:16.489		9	34.215	193.5	33.791	132.0	39.058		227.8	1:47.064	
2	38.049	162.7	37.025	109.2	41.355	200.7	1:56.429			10	34.441	192.5	34.738	125.7	Pit In		228.3	1:57.880	
3	35.252	160.7	35.325	119.7	39.820	225.0	1:50.397			11	Pit Out	163.6	37.714	111.8	41.110			10:12.151	
4	34.633	197.1	34.174	122.3	39.373	226.4	1:48.180			12	37.566	161.4	38.769	107.6	42.169		191.8	1:58.504	
5	34.427	197.1	34.021	128.7	39.002	226.9	1:47.450			13	34.216	197.8	33.805	130.9	<u>38.914</u>		227.4	1:46.935	
6	34.240	<u>200.0</u>	33.700	130.1	39.181	226.9	1:47.121			14	<u>34.036</u>	199.3	<u>33.587</u>	<u>136.5</u>	39.014		228.3	<u>1:46.637</u>	
7	34.256	197.1	33.962	130.8	39.397	227.8	1:47.615			15	34.174	197.4	33.629	129.0	Pit In		<u>228.8</u>	1:54.455	
8	34.169	198.2	33.611	131.4	39.586	227.8	1:47.366			16									

19 Filip Jenic (SRB)																			
lap	Sect-1	Speed	Sect-2	Speed	Sect-3	Speed	TopSpeed	laptime	pit	lap	Sect-1	Speed	Sect-2	Speed	Sect-3	Speed	Topspeed	laptime	pit
1	Pit Out	126.3	41.761	89.6	46.231			2:07.524		9	33.977	191.5	33.800	122.2	38.840		229.3	1:46.617	
2	41.383	151.5	37.889	101.2	41.771	178.5	2:01.043			10	34.330	173.6	34.634	112.5	Pit In		229.3	1:54.579	
3	35.628	173.4	35.146	108.8	41.630	226.9	1:52.404			11	Pit Out	152.8	39.769	96.7	45.756			10:15.974	
4	35.398	180.3	34.775	111.0	39.700	227.4	1:49.873			12	38.573	165.1	35.560	108.4	39.585		207.3	1:53.718	
5	34.511	191.2	34.227	117.6	39.235	228.8	1:47.973			13	34.307	189.5	34.057	116.1	38.926		230.3	1:47.290	
6	34.301	184.9	34.165	116.5	38.977	229.3	1:47.443			14	33.729	197.4	<u>33.586</u>	121.6	<u>38.708</u>		230.3	<u>1:46.023</u>	
7	33.936	195.7	34.098	117.5	39.007	229.8	1:47.041			15	<u>33.724</u>	195.3	33.676	<u>124.7</u>	38.914		<u>230.8</u>	1:46.314	
8	34.015	191.8	33.909	119.2	39.035	<u>230.8</u>	1:46.959			16	33.828	<u>199.3</u>	33.649	122.7	Pit In		<u>230.8</u>	1:52.653	

23 Josep María Martí (ES)																			
lap	Sect-1	Speed	Sect-2	Speed	Sect-3	Speed	TopSpeed	laptime	pit	lap	Sect-1	Speed	Sect-2	Speed	Sect-3	Speed	Topspeed	laptime	pit
1	Pit Out	144.8	39.511	100.7	44.836			2:03.802		9	33.982	195.7	33.765	122.0	38.899		228.8	1:46.646	
2	38.332	168.0	36.155	113.4	40.380	191.5	1:54.867			10	34.472	<u>199.6</u>	34.197	126.5	Pit In		230.3	1:53.892	
3	36.371	188.2	35.124	117.0	39.530	210.1	1:51.025			11	Pit Out	183.4	35.298	119.6	39.120			9:38.955	
4	34.503	198.2	34.601	118.6	38.991	225.9	1:48.095			12	34.045	196.0	33.660	125.3	<u>38.544</u>		229.8	<u>1:46.249</u>	
5	34.137	198.9	34.249	129.8	43.825	228.3	1:52.211			13	<u>33.823</u>	198.9	34.093	126.2	38.844		<u>231.3</u>	1:46.760	
6	34.255	191.2	33.957	122.7	39.026	227.8	1:47.238			14	33.840	192.5	<u>33.539</u>	128.9	39.015		<u>231.3</u>	1:46.394	
7	34.036	198.5	33.934	125.3	39.434	228.8	1:47.404			15	33.952	197.8	33.772	127.1	39.080		<u>231.3</u>	1:46.804	
8	34.290	196.4	33.810	<u>131.7</u>	38.965	227.8	1:47.065			16									

24 Alejandro García (MX)																			
lap	Sect-1	Speed	Sect-2	Speed	Sect-3	Speed	TopSpeed	laptime	pit	lap	Sect-1	Speed	Sect-2	Speed	Sect-3	Speed	Topspeed	laptime	pit
1	Pit Out	142.9	42.014	103.5	46.564			2:10.408		11	34.609	195.7	34.072	132.5	39.372		228.3	1:48.053	
2	40.695	166.7	38.550	109.9	42.956	181.8	2:02.201			12	34.599	184.9	36.104	119.9	40.845		229.8	1:51.548	
3	40.738	177.9	36.665	114.0	40.897	177.3	1:58.300			13	34.431	194.6	34.063	<u>134.8</u>	39.584		230.3	1:48.078	
4	35.240	185.6	35.390	120.4	40.635	228.3	1:51.265			14	34.313	193.9	33.832	130.9	39.404		229.8	1:47.549	
5	35.027	193.9	34.691	123.6	40.956	227.8	1:50.674			15	34.330	194.6	33.914	129.2	<u>39.174</u>		229.8	<u>1:47.418</u>	
6	34.661	191.5	34.488	122.9	39.428	228.8	1:48.577			16	<u>34.254</u>	194.6	33.956	125.3	39.283		230.3	1:47.493	
7	34.474	196.4	34.498	123.1	39.606	229.3	1:48.578			17	34.999	190.5	34.038	131.5	39.403		230.3	1:48.440	
8	34.519	<u>199.3</u>	34.128	127.4	39.780	228.8	1:48.427			18	34.308	198.2	<u>33.730</u>	133.5	39.501		<u>231.3</u>	1:47.539	
9	34.806	185.2	34.357	126.0	39.891	229.3	1:49.054			19	37.761	157.0	37.157	103.7	Pit In		230.3	2:07.961	
10	35.081	192.2	34.414	129.8	39.663	228.3	1:49.158			20									

25 Sebastian Ogaard (DK)																			
lap	Sect-1	Speed	Sect-2	Speed	Sect-3	Speed	TopSpeed	laptime	pit	lap	Sect-1	Speed	Sect-2	Speed	Sect-3	Speed	Topspeed	laptime	pit
1	Pit Out	151.7	40.316	96.1	46.151			2:07.553		7	34.204	201.9	33.948	116.4	39.010		228.3	1:47.162	
2	39.024	165.1	36.583	110.5	43.815	214.3	1:59.422			8	34.185	200.0	33.877	116.8	38.988		228.3	1:47.050	
3	37.257	142.7	36.823	104.8	40.835	220.4	1:54.915			9	34.168	<u>203.4</u>	33.704	121.9	Pit In		229.3	1:51.939	
4	34.838	196.7	34.233	117.9	39.159	227.8	1:48.230			10	Pit Out	178.8	34.967	114.6	44.961			19:10.663	



F4 Spanish Championship

Autódromo Internacional do Algarve

F4

15 - 17 July 2021

Laps and Sector Times - FREE PRACTICE 1

Autodromo Internacional Algarve - 4652 mtr.

5	34.533	199.3	33.999	124.7	40.720	229.8	1:49.252	11	34.072	200.7	33.868	119.5	<u>38.745</u>	229.3	1:46.685
6	34.323	198.9	33.741	126.8	40.645	228.8	1:48.709	12	<u>33.909</u>	201.5	<u>33.660</u>	120.5	38.876	230.3	<u>1:46.445</u>

26 Vladislav Ryabov (RUS)																			
lap	Sect-1	Speed	Sect-2	Speed	Sect-3	Speed	TopSpeed	laptime	pit	lap	Sect-1	Speed	Sect-2	Speed	Sect-3	Speed	Topspeed	laptime	pit
1	Pit Out	143.0	39.269	103.2	43.355			2:02.991		11	34.310	192.9	34.861	117.8	Pit In		227.4	1:55.805	
2	39.015	164.4	35.659	115.1	39.648		176.2	1:54.322		12	Pit Out	172.2	36.244	113.1	44.098			6:37.357	
3	35.085	193.2	34.699	119.6	39.346		224.1	1:49.130		13	34.524	193.2	34.119	119.3	38.732		227.4	1:47.375	
4	34.750	189.8	34.468	122.0	39.042		225.9	1:48.260		14	34.097	193.2	33.786	120.3	<u>38.473</u>		231.3	<u>1:46.356</u>	
5	34.393	192.5	34.295	117.6	38.914		227.4	1:47.602		15	<u>33.822</u>	<u>198.5</u>	<u>33.709</u>	124.7	38.980		232.8	1:46.511	
6	34.286	194.2	34.039	122.2	38.952		228.3	1:47.277		16	33.992	196.7	34.071	120.9	38.559		<u>235.8</u>	1:46.622	
7	34.425	194.9	34.018	125.0	38.586		227.8	1:47.029		17	34.073	195.7	33.806	119.7	38.674		229.8	1:46.553	
8	34.216	192.9	33.960	122.2	38.639		228.8	1:46.815		18	34.022	192.2	33.818	118.7	38.627		228.8	1:46.467	
9	34.138	196.7	33.800	<u>127.2</u>	38.631		229.3	1:46.569		19	34.131	197.1	33.858	120.5	38.672		229.8	1:46.661	
10	34.069	196.0	33.980	121.3	38.998		230.3	1:47.047		20	34.487	189.8	35.098	111.7	Pit In		228.8	1:55.278	

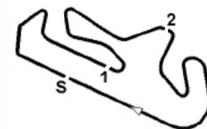
27 Oleksandr Partyshev (UA)																			
lap	Sect-1	Speed	Sect-2	Speed	Sect-3	Speed	TopSpeed	laptime	pit	lap	Sect-1	Speed	Sect-2	Speed	Sect-3	Speed	Topspeed	laptime	pit
1	Pit Out	119.6	40.392	101.5	43.892			2:03.196		10	Pit Out	140.1	37.510	110.5	40.359			6:58.237	
2	38.775	163.1	36.459	102.8	41.316		181.8	1:56.550		11	36.123	172.0	34.441	124.1	39.212		206.1	1:49.776	
3	37.544	181.2	35.223	121.6	40.742		196.0	1:53.509		12	35.683	179.7	34.870	123.1	39.130		198.9	1:49.683	
4	35.347	192.2	34.944	112.1	39.849		225.5	1:50.140		13	34.145	<u>201.5</u>	33.826	121.3	<u>39.077</u>		226.9	<u>1:47.048</u>	
5	34.896	193.9	34.429	115.4	39.646		227.8	1:48.971		14	34.175	200.7	34.438	117.3	39.640		228.3	1:48.253	
6	34.597	199.3	34.151	120.7	39.401		228.3	1:48.149		15	<u>34.096</u>	198.2	34.036	125.4	39.525		<u>229.3</u>	1:47.657	
7	34.266	199.3	34.390	125.1	39.355		226.9	1:48.011		16	34.369	200.4	<u>33.708</u>	127.8	39.543		226.9	1:47.620	
8	34.229	200.4	34.115	120.8	39.393		227.4	1:47.737		17	34.454	198.2	36.012	119.6	Pit In		226.9	1:57.357	
9	34.307	197.4	34.099	<u>128.0</u>	Pit In		226.9	1:53.713		18									

28 Daniel Macia (ES)																			
lap	Sect-1	Speed	Sect-2	Speed	Sect-3	Speed	TopSpeed	laptime	pit	lap	Sect-1	Speed	Sect-2	Speed	Sect-3	Speed	Topspeed	laptime	pit
1	Pit Out	105.2	46.598	97.6	Pit In			2:28.274		10	34.052	189.5	33.613	<u>131.9</u>	39.272		230.8	1:46.937	
2	Pit Out	146.3	37.443	109.8	Pit In			7:52.855		11	33.917	195.3	33.795	122.4	38.859		231.3	1:46.571	
3	Pit Out	165.9	35.713	120.5	42.994			2:34.821		12	33.983	197.1	33.635	123.6	38.852		230.3	1:46.470	
4	34.741	183.1	34.388	120.9	39.224		227.8	1:48.353		13	33.890	191.8	33.747	122.3	38.853		231.3	1:46.490	
5	34.286	187.8	33.994	123.1	38.866		229.3	1:47.146		14	<u>33.838</u>	196.7	33.686	123.7	39.065		<u>232.3</u>	1:46.589	
6	34.092	193.2	33.832	125.6	38.840		229.8	1:46.764		15	33.881	198.5	34.006	123.7	39.171		231.8	1:47.058	
7	33.945	195.7	33.652	125.9	<u>38.699</u>		229.8	<u>1:46.296</u>		16	33.886	<u>199.3</u>	33.951	124.6	39.343		231.3	1:47.180	
8	34.047	197.1	<u>33.576</u>	129.2	38.991		230.8	1:46.614		17	34.093	191.8	33.884	118.4	39.253		229.8	1:47.230	
9	34.076	196.7	33.607	125.1	38.875		230.8	1:46.558		18	34.122	189.8	34.178	121.9	Pit In		231.3	1:54.160	

29 Georg Kelstrup (DK)																			
lap	Sect-1	Speed	Sect-2	Speed	Sect-3	Speed	TopSpeed	laptime	pit	lap	Sect-1	Speed	Sect-2	Speed	Sect-3	Speed	Topspeed	laptime	pit
1	Pit Out	132.8	40.757	93.0	Pit In			2:17.522		7	33.965	<u>198.2</u>	<u>33.610</u>	125.3	38.775		229.8	1:46.350	
2	Pit Out	143.0	37.589	103.7	Pit In			2:41.878		8	33.966	192.9	33.615	124.0	<u>38.736</u>		231.3	<u>1:46.317</u>	
3	Pit Out	148.8	37.056	107.1	41.393			12:22.743		9	<u>33.961</u>	194.2	33.673	125.7	38.923		231.8	1:46.557	
4	35.642	181.5	35.208	111.1	39.546		225.0	1:50.396		10	34.018	193.5	34.067	125.9	38.989		<u>232.8</u>	1:47.074	
5	34.299	193.9	34.140	120.9	39.105		229.3	1:47.544		11	35.554	160.0	34.332	<u>126.8</u>	Pit In		231.3	1:54.566	
6	35.831	196.4	33.910	123.9	38.976		230.3	1:48.717		12	Pit Out	188.8	34.766	117.8	Pit In			2:28.804	

34 Enric Bordás (ES)																			
lap	Sect-1	Speed	Sect-2	Speed	Sect-3	Speed	TopSpeed	laptime	pit	lap	Sect-1	Speed	Sect-2	Speed	Sect-3	Speed	Topspeed	laptime	pit
1	Pit Out	100.1	46.512	94.1	Pit In			2:28.482		10	34.061	187.2	33.768	129.2	38.966		230.8	1:46.795	
2	Pit Out	136.2	36.363	119.2	Pit In			7:39.739		11	34.091	196.0	<u>33.709</u>	127.4	39.341		229.8	1:47.141	
3	Pit Out	173.4	34.930	119.2	39.538			2:25.035		12	34.230	192.5	33.869	126.9	39.105		229.8	1:47.204	
4	34.871	183.4	34.427	120.0	39.008		228.3	1:48.306		13	33.979	196.7	33.765	129.5	39.159		230.3	1:46.903	
5	34.260	197.1	33.961	124.3	38.920		228.3	1:47.141		14	34.172	196.0	33.863	127.7	39.191		230.8	1:47.226	
6	34.084	193.5	34.202	121.8	38.821		230.8	1:47.107		15	35.476	196.4	34.090	121.3	Pit In		<u>231.8</u>	1:55.239	
7	<u>33.947</u>	196.7	34.204	125.0	38.824		230.8	1:46.975		16	Pit Out	190.1	34.270	122.9	39.197			5:26.604	
8	34.205	193.5	33.862	126.5	<u>38.708</u>		229.8	1:46.775		17	34.218	196.7	33.939	128.4	39.245		228.8	1:47.402	
9	34.023	<u>201.9</u>	33.771	<u>131.1</u>	38.887		229.3	<u>1:46.681</u>		18									

44 Manuel Espirito Santo (PT)																			
lap	Sect-1	Speed	Sect-2	Speed	Sect-3	Speed	TopSpeed	laptime	pit	lap	Sect-1	Speed	Sect-2	Speed	Sect-3	Speed	Topspeed	laptime	pit
1	Pit Out	130.8	39.435	98.8	Pit In			2:08.763		8	<u>33.747</u>	188.2	33.604	<u>130.0</u>	38.437		230.8	1:45.788	
2	Pit Out	150.0	36.564	102.5	Pit In			2:30.256		9	34.105	184.0	33.574	127.7	38.619		<u>234.8</u>	1:46.298	
3	Pit Out	151.3	37.730	103.7	44.612			13:06.998		10	33.790	193.5	<u>33.478</u>	123.4	<u>38.398</u>		230.8	<u>1:45.666</u>	
4	34.789	178.2	34.778	116.6	41.332		227.8	1:50.899		11	33.850	179.4	33.774	124.6	38.949		231.8	1:46.573	



F4 Spanish Championship

Autódromo Internacional do Algarve

F4

15 - 17 July 2021

Laps and Sector Times - FREE PRACTICE 1

Autodromo Internacional Algarve - 4652 mtr.

5	34.282	192.5	34.123	121.8	38.957	229.3	1:47.362	12	36.060	171.4	39.373	119.5	Pit In	200.4	2:04.256
6	36.912	168.2	34.026	129.0	38.967	194.6	1:49.905	13	Pit Out	161.4	35.789	113.7	Pit In		2:36.238
7	33.912	<u>198.5</u>	33.895	123.0	38.494	228.8	1:46.301	14							

52 Suleiman Zanfari (MA)																			
lap	Sect-1	Speed	Sect-2	Speed	Sect-3	Speed	TopSpeed	laptime	pit	lap	Sect-1	Speed	Sect-2	Speed	Sect-3	Speed	Topspeed	laptime	pit
1	Pit Out	129.2	38.697	108.4	Pit In			2:07.765		7	33.986	<u>198.5</u>	<u>33.481</u>	<u>127.4</u>	<u>38.529</u>		229.3	1:45.996	
2	Pit Out	130.8	37.340	113.1	Pit In			2:56.252		8	<u>33.815</u>	197.1	33.532	126.0	38.529		231.3	<u>1:45.876</u>	
3	Pit Out	138.5	37.487	111.1	41.067			12:00.919		9	33.849	194.2	33.542	126.8	38.607		<u>232.3</u>	1:45.998	
4	37.624	136.7	37.483	116.1	43.709		202.6	1:58.816		10	44.032	125.7	36.696	124.3	39.238		169.0	1:59.966	
5	38.978	150.8	36.895	110.4	42.598		191.2	1:58.471		11	33.895	197.1	33.559	126.8	Pit In		230.3	1:52.840	
6	34.227	193.9	33.850	124.6	38.741		229.3	1:46.818		12	Pit Out	196.7	33.894	126.2	Pit In			2:28.820	

68 Branden Lee Oxley (GB)																			
lap	Sect-1	Speed	Sect-2	Speed	Sect-3	Speed	TopSpeed	laptime	pit	lap	Sect-1	Speed	Sect-2	Speed	Sect-3	Speed	Topspeed	laptime	pit
1	Pit Out	142.7	40.340	102.3	43.169			2:03.608		10	34.241	188.2	34.058	<u>122.4</u>	Pit In		227.8	1:53.327	
2	38.954	157.9	36.274	110.9	40.360		191.5	1:55.588		11	Pit Out	171.2	35.214	111.0	40.449			7:54.660	
3	36.109	189.1	35.943	106.6	41.225		222.7	1:53.277		12	36.412	190.1	34.279	119.6	38.948		227.4	1:49.639	
4	34.808	194.2	34.638	119.3	39.505		225.9	1:48.951		13	<u>34.188</u>	<u>196.4</u>	34.040	120.9	<u>38.776</u>		228.3	<u>1:47.004</u>	
5	34.763	195.7	34.404	116.8	39.059		226.4	1:48.226		14	34.266	187.2	34.663	120.3	39.278		<u>229.8</u>	1:48.207	
6	34.388	194.6	34.257	120.1	38.875		227.4	1:47.520		15	34.427	189.1	34.262	117.6	39.132		227.4	1:47.821	
7	34.363	185.6	34.348	121.3	39.023		227.4	1:47.734		16	34.453	192.9	34.023	121.3	39.056		227.4	1:47.532	
8	34.285	195.3	34.045	119.9	39.148		227.4	1:47.478		17	34.587	193.2	34.286	118.3	39.282		227.4	1:48.155	
9	35.220	195.3	34.181	122.2	39.086		229.3	1:48.487		18	34.509	196.0	<u>33.954</u>	119.1	39.155		226.9	1:47.618	

75 Noam Abramczyk (FR)																			
lap	Sect-1	Speed	Sect-2	Speed	Sect-3	Speed	TopSpeed	laptime	pit	lap	Sect-1	Speed	Sect-2	Speed	Sect-3	Speed	Topspeed	laptime	pit
1	Pit Out	165.4	34.956	117.3	39.711			1:49.462		4	Pit Out	188.2	34.403	123.6	39.344			5:23.728	
2	34.978	191.8	34.040	122.9	39.378		226.9	1:48.396		5	<u>34.433</u>	<u>200.0</u>	<u>33.727</u>	<u>126.0</u>	<u>39.212</u>		226.9	<u>1:47.372</u>	
3	34.567	191.5	34.198	122.2	Pit In		<u>227.8</u>	1:54.528		6									

77 Noah Degnbol (DK)																			
lap	Sect-1	Speed	Sect-2	Speed	Sect-3	Speed	TopSpeed	laptime	pit	lap	Sect-1	Speed	Sect-2	Speed	Sect-3	Speed	Topspeed	laptime	pit
1	Pit Out	140.8	40.321	107.1	Pit In			2:14.629		8	33.669	200.4	<u>33.434</u>	128.6	<u>38.460</u>		231.8	<u>1:45.563</u>	
2	Pit Out	134.3	36.264	118.7	Pit In			2:49.327		9	<u>33.648</u>	199.3	33.709	116.5	46.542		232.3	1:53.899	
3	Pit Out	170.3	35.789	115.5	39.585			11:58.381		10	38.036	198.5	33.786	124.1	38.791		153.2	1:50.613	
4	35.802	191.2	34.228	116.5	39.129		203.8	1:49.159		11	33.772	201.1	33.452	130.1	38.772		<u>233.8</u>	1:45.996	
5	33.838	197.4	33.952	128.6	38.686		232.8	1:46.476		12	39.250	127.8	39.850	124.7	Pit In		191.2	2:14.345	
6	37.606	192.5	33.963	123.6	38.760		229.3	1:50.329		13	Pit Out	161.2	39.325	116.9	Pit In			2:41.979	
7	33.763	<u>202.6</u>	33.477	<u>132.8</u>	38.470		231.3	1:45.710		14									