


CNV 2021 PORTIMÃO I

Autódromo Internacional do Algarve

ZCUP + TUONO CUP + T&Z + TROFÉU TLC

23 - 25 July 2021

Laps and Sector Times - Corrida 2 - 10 voltas

Autodromo Internacional Algarve - 4592 mtr.

5 Miguel Sousa (PT)										Aprilia Tuono 1100V4RR									
lap	Sect-1	Speed	Sect-2	Speed	Sect-3	Speed	TopSpeed	laptime	pit	lap	Sect-1	Speed	Sect-2	Speed	Sect-3	Speed	Topspeed	laptime	pit
1		<u>86.4</u>	34.087	<u>102.4</u>	45.514		163.4	1:59.906		6	38.735	80.2	34.435		45.269		250.6	1:58.439	
2	39.739	70.5	34.757		45.568		255.3	2:00.064		7	39.340	83.6	34.208		44.761		249.4	1:58.309	
3					45.139		250.0	1:59.674		8	38.944	82.1	<u>33.856</u>		44.710		234.3	1:57.510	
4	39.164	82.1	34.239	99.2	44.766		244.3	1:58.169		9	38.759	77.2	33.999		44.728		251.7	<u>1:57.486</u>	
5	38.873	85.7	34.781		44.559		<u>260.9</u>	1:58.213		10	<u>38.655</u>	77.0	34.515		<u>44.431</u>		<u>260.9</u>	1:57.601	

7 Pável Bogdánov (RU)										Aprilia Tuono 1100V4RR									
lap	Sect-1	Speed	Sect-2	Speed	Sect-3	Speed	TopSpeed	laptime	pit	lap	Sect-1	Speed	Sect-2	Speed	Sect-3	Speed	Topspeed	laptime	pit
1		86.5	33.410	103.0	43.672		153.8	1:56.363		6	<u>37.210</u>	<u>100.1</u>	35.455	104.7	43.484		256.5	1:56.149	
2	37.613	88.9	33.290	100.5	43.719		<u>259.0</u>	1:54.622		7	37.363	94.5	32.776		43.886		255.9	1:54.025	
3	38.058	91.9	<u>32.499</u>	104.0	43.320		250.6	1:53.877		8	37.601	91.8	32.637	<u>109.9</u>	44.005		253.5	1:54.243	
4	37.559	91.6	32.750	105.8	43.254		257.8	<u>1:53.563</u>		9	38.122	87.5	33.027	104.5	<u>43.200</u>		256.5	1:54.349	
5	37.718	90.0	33.398	99.9	43.256		257.8	1:54.372		10	38.110	88.5	33.130	104.9	43.864		254.7	1:55.104	

10 Duarte Amaral (PT)										Aprilia Tuono 1100V4RR										
lap	Sect-1	Speed	Sect-2	Speed	Sect-3	Speed	TopSpeed	laptime	pit	lap	Sect-1	Speed	Sect-2	Speed	Sect-3	Speed	Topspeed	laptime	pit	
1		<u>75.3</u>	<u>38.706</u>	<u>101.5</u>	Pit In		<u>148.8</u>	2:28.207		2										

14 Ricardo Pires (PT)										Kawasaki Z900									
lap	Sect-1	Speed	Sect-2	Speed	Sect-3	Speed	TopSpeed	laptime	pit	lap	Sect-1	Speed	Sect-2	Speed	Sect-3	Speed	Topspeed	laptime	pit
1		85.9	33.867	102.8	45.255		150.0	2:00.486		6	39.748	87.2	33.796	98.7	45.910		222.2	1:59.454	
2	39.655	78.0	34.592	101.3	45.604		<u>233.8</u>	1:59.851		7	39.898	<u>87.4</u>	33.847		<u>44.617</u>		228.8	1:58.362	
3	40.001	84.2	34.724	95.9	45.455		232.8	2:00.180		8	39.542	85.5	33.901	103.3	44.685		227.4	1:58.128	
4	<u>39.066</u>	86.0	33.593	100.3	44.663		<u>233.8</u>	<u>1:57.322</u>		9	39.906	84.6	34.214	101.7	45.073		225.9	1:59.193	
5	39.438	86.7	<u>33.563</u>	106.8	45.247		229.3	1:58.248		10	39.661	84.4	33.966	<u>107.8</u>	45.062		225.9	1:58.689	

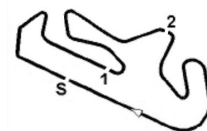
15 Christianus Doremalen (NL)										Kawasaki Z900									
lap	Sect-1	Speed	Sect-2	Speed	Sect-3	Speed	TopSpeed	laptime	pit	lap	Sect-1	Speed	Sect-2	Speed	Sect-3	Speed	Topspeed	laptime	pit
1		68.0	<u>38.865</u>	<u>88.6</u>	<u>51.500</u>		151.3	2:20.317		5	49.577	63.5	42.335		54.682		202.6	2:26.594	
2	<u>45.738</u>	71.8	40.669	77.1	52.444		<u>213.9</u>	<u>2:18.851</u>		6	54.856	68.9	41.720		55.387		174.2	2:31.963	
3	47.313	69.6	40.752		52.150		210.9	2:20.215		7	49.565	65.5	42.598		54.899		189.5	2:27.062	
4	49.243	63.9	42.290		52.981		201.5	2:24.514		8	47.526	<u>72.2</u>	42.571		55.861		197.4	2:25.958	

22 Luis Franco (PT)										Aprilia Tuono 1100V4RR									
lap	Sect-1	Speed	Sect-2	Speed	Sect-3	Speed	TopSpeed	laptime	pit	lap	Sect-1	Speed	Sect-2	Speed	Sect-3	Speed	Topspeed	laptime	pit
1		81.8	34.067	103.3	45.075		154.9	2:00.094		6	<u>38.646</u>	82.1	34.060	103.8	45.277		241.1	1:57.983	
2	39.810	75.2	34.591	95.2	45.721		244.9	2:00.122		7	38.871	<u>87.7</u>	33.592		44.706		234.8	1:57.169	
3	39.246	77.4	35.098	99.5	46.021		238.9	2:00.365		8	38.999	85.3	33.593	<u>108.0</u>	44.763		<u>246.6</u>	1:57.355	
4	39.637	83.9	<u>33.568</u>	101.2	44.611		243.2	1:57.816		9	39.001	86.5	34.226		44.420		243.2	1:57.647	
5	39.337	83.7	34.167		44.842		240.0	1:58.346		10	38.764	83.7	33.700		<u>44.261</u>		240.5	<u>1:56.725</u>	

37 Rui Marto (PT)										BMW S1000R									
lap	Sect-1	Speed	Sect-2	Speed	Sect-3	Speed	TopSpeed	laptime	pit	lap	Sect-1	Speed	Sect-2	Speed	Sect-3	Speed	Topspeed	laptime	pit
1		<u>87.7</u>	33.829	97.9	<u>44.974</u>		186.2	2:01.026		3	38.746	83.9	33.959	98.6	45.184		253.5	1:57.889	
2	39.538	82.8	34.442	94.8	45.898		<u>257.1</u>	1:59.878		4	<u>38.690</u>	87.1	<u>33.398</u>	<u>98.7</u>	45.289		244.9	<u>1:57.377</u>	

62 Paulo Vicente (PT)										Aprilia Tuono 1100V4RR									
lap	Sect-1	Speed	Sect-2	Speed	Sect-3	Speed	TopSpeed	laptime	pit	lap	Sect-1	Speed	Sect-2	Speed	Sect-3	Speed	Topspeed	laptime	pit
1		87.0	33.135	<u>106.6</u>	43.988		158.6	1:56.086		6	37.473	89.3	32.756	103.8	43.782		<u>262.8</u>	1:54.011	
2	37.663	89.3	33.052	100.7	44.126		260.2	1:54.841		7	37.346	88.7	33.377	103.1	44.451		255.3	1:55.174	
3	38.450	86.5	32.774	99.9	43.584		253.5	1:54.808		8	37.485	<u>90.5</u>	<u>32.562</u>	104.7	44.977		260.2	1:55.024	
4	37.493	84.5	32.604	104.8	43.559		261.5	<u>1:53.656</u>		9	38.088	87.6	32.956	99.3	<u>43.339</u>		257.1	1:54.383	
5	<u>37.289</u>	89.3	33.071	94.7	43.808		259.6	1:54.168		10	37.979	88.6	32.953	100.4	44.216		256.5	1:55.148	

73 Marcos Leal (PT)										Kawasaki Z900									
lap	Sect-1	Speed	Sect-2	Speed	Sect-3	Speed	TopSpeed	laptime	pit	lap	Sect-1	Speed	Sect-2	Speed	Sect-3	Speed	Topspeed	laptime	pit
1		<u>96.1</u>	36.768		46.799		161.4	2:05.259		6	40.929	87.7	34.516		46.187		219.1	2:01.632	



CNV 2021 PORTIMÃO I

Autódromo Internacional do Algarve

ZCUP + TUONO CUP + T&Z + TROFÉU TLC

23 - 25 July 2021

Laps and Sector Times - Corrida 2 - 10 voltas

Autodromo Internacional Algarve - 4592 mtr.

2	41.531	89.7	35.443	<u>45.716</u>	<u>227.8</u>	2:02.690	7	40.307	83.3	34.919	46.394	221.3	2:01.620	
3	40.605	87.3	<u>33.797</u>	<u>103.6</u>	45.970	224.1	<u>2:00.372</u>	8	40.318	87.4	34.859	46.355	220.9	2:01.532
4	<u>39.993</u>	89.2	34.580	95.7	46.126	227.4	2:00.699	9	40.643	87.9	34.991	46.181	216.9	2:01.815
5	40.350	89.3	35.292	103.1	46.181	225.0	2:01.823	10	40.597	87.9	34.996	46.535	224.1	2:02.128

99	Frédéric Bottoglieri (FR)								Kawasaki Z900										
lap	Sect-1	Speed	Sect-2	Speed	Sect-3	Speed	TopSpeed	laptime	pit	lap	Sect-1	Speed	Sect-2	Speed	Sect-3	Speed	Topspeed	laptime	pit
1		83.7	34.079	99.3	45.507		158.1	2:00.104		4	<u>39.210</u>	<u>86.7</u>	<u>33.802</u>	<u>101.3</u>	45.006		232.3	<u>1:58.018</u>	
2	39.761	80.5	34.912	96.4	45.912		229.3	2:00.585		5	39.633	82.6	34.157		<u>44.577</u>		<u>240.0</u>	1:58.367	
3	39.325	82.2	34.818	100.0	45.505		238.4	1:59.648		6									

T11	Luis Metello (PT)								Yamaha R6										
lap	Sect-1	Speed	Sect-2	Speed	Sect-3	Speed	TopSpeed	laptime	pit	lap	Sect-1	Speed	Sect-2	Speed	Sect-3	Speed	Topspeed	laptime	pit
1		67.6	38.727	90.5	50.608		152.5	2:19.886		6	44.643	71.9	37.910	88.7	51.754		208.1	2:14.307	
2	44.430	77.9	<u>37.733</u>	<u>98.9</u>	50.211		206.5	<u>2:12.374</u>		7	44.419	75.3	38.682	95.1	50.076		207.7	2:13.177	
3	44.829	75.0	38.260	92.2	49.935		208.5	2:13.024		8	44.896	76.8	44.625	82.4	51.317		206.1	2:20.838	
4	44.265	78.0	39.319	84.7	50.408		<u>211.8</u>	2:13.992		9	46.747	<u>78.9</u>	38.878	90.8	<u>48.794</u>		210.5	2:14.419	
5	<u>44.165</u>	76.0	38.539	85.9	50.040		206.9	2:12.744		10									

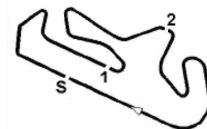
T12	Alex Laranjeira (PT)								Honda										
lap	Sect-1	Speed	Sect-2	Speed	Sect-3	Speed	TopSpeed	laptime	pit	lap	Sect-1	Speed	Sect-2	Speed	Sect-3	Speed	Topspeed	laptime	pit
1					50.742		161.2	2:19.042		6	43.508	71.5	38.761		50.071		219.1	2:12.340	
2	43.884	73.1	38.098		50.770		220.4	2:12.752		7	<u>42.820</u>	74.9	<u>36.815</u>		49.043		221.3	2:08.678	
3					50.428		221.8	2:12.786		8	44.026	74.8	37.272		49.404		218.6	2:10.702	
4					50.441		210.1	2:14.162		9	43.600	69.6	37.328		<u>47.312</u>		<u>224.1</u>	<u>2:08.240</u>	
5	44.028	<u>75.1</u>	38.531		50.045		203.4	2:12.604		10									

T12	Luis Belchior (PT)								Yamaha										
lap	Sect-1	Speed	Sect-2	Speed	Sect-3	Speed	TopSpeed	laptime	pit	lap	Sect-1	Speed	Sect-2	Speed	Sect-3	Speed	Topspeed	laptime	pit
1		78.6	36.616	91.6	46.343		151.7	2:08.814		6	41.637	85.4	35.853	93.9	46.727		220.0	2:04.217	
2	<u>40.989</u>	90.7	35.180	<u>104.4</u>	46.662		229.3	<u>2:02.831</u>		7	41.494	81.0	35.579	97.3	48.478		225.5	2:05.551	
3	41.252	<u>93.5</u>	37.095	95.3	47.195		<u>233.8</u>	2:05.542		8	41.272	81.9	35.483	98.8	46.652		221.3	2:03.407	
4	41.271	93.2	36.768	95.9	48.435		231.8	2:06.474		9	41.574	82.8	35.850		47.176		221.8	2:04.600	
5	41.335	90.8	36.131	98.0	46.993		223.6	2:04.459		10	42.196	90.4	<u>34.940</u>		<u>46.285</u>		226.4	2:03.421	

T21	Jose Almeida (PT)								Suzuki										
lap	Sect-1	Speed	Sect-2	Speed	Sect-3	Speed	TopSpeed	laptime	pit	lap	Sect-1	Speed	Sect-2	Speed	Sect-3	Speed	Topspeed	laptime	pit
1		77.3	34.876	100.7	46.026		161.9	2:04.964		6	43.353	80.3	35.956	98.1	48.050		193.5	2:07.359	
2	40.977	87.6	36.683	94.9	45.347		238.4	2:03.007		7	44.396	84.2	36.666	97.8	48.436		188.5	2:09.498	
3	<u>40.004</u>	83.6	<u>33.540</u>	<u>104.5</u>	<u>45.076</u>		229.3	<u>1:58.620</u>		8	45.019	87.1	37.886		50.314		177.3	2:13.219	
4					45.597		<u>239.5</u>	2:00.643		9	46.384	85.3	37.509	100.5	51.268		160.5	2:15.161	
5	40.458	<u>92.4</u>	36.586	96.1	48.399		236.8	2:05.443		10	47.292	83.8	38.565		50.999		150.4	2:16.856	

T22	Afonso Cruz (PT)								Suzuki										
lap	Sect-1	Speed	Sect-2	Speed	Sect-3	Speed	TopSpeed	laptime	pit	lap	Sect-1	Speed	Sect-2	Speed	Sect-3	Speed	Topspeed	laptime	pit
1		78.6	35.841	89.5	47.241		154.7	2:08.717		6	42.068	80.1	35.917	<u>91.2</u>	47.168		218.6	2:05.153	
2	41.473	<u>84.6</u>	35.912	90.8	47.121		233.8	2:04.506		7	41.878	74.8	36.256	88.2	46.775		220.4	2:04.909	
3	41.030	77.5	35.597	88.0	46.818		231.3	2:03.445		8	41.319	80.5	35.512		46.526		221.8	2:03.357	
4	41.586	76.2	35.925	84.0	47.146		<u>234.3</u>	2:04.657		9	41.264	81.4	35.852	89.0	46.936		224.1	2:04.052	
5	41.449	78.5	35.641	91.0	50.232		225.5	2:07.322		10	<u>41.022</u>	84.1	<u>35.408</u>	<u>91.2</u>	<u>46.361</u>		222.7	<u>2:02.791</u>	

T23	André Capitão (PT)								Yamaha										
lap	Sect-1	Speed	Sect-2	Speed	Sect-3	Speed	TopSpeed	laptime	pit	lap	Sect-1	Speed	Sect-2	Speed	Sect-3	Speed	Topspeed	laptime	pit
1		80.8	36.163		46.470		158.8	2:07.718		6	40.832	89.2	34.878		46.676		225.9	2:02.386	
2	40.926	82.9	35.644		46.340		227.8	2:02.910		7	40.827	<u>93.3</u>	35.595		46.467		220.0	2:02.889	
3	40.670	85.8	35.237		45.715		227.8	2:01.622		8	40.025	91.7	35.810		45.822		225.5	2:01.657	
4	40.020	84.6	<u>34.798</u>		<u>45.637</u>		<u>233.8</u>	<u>2:00.455</u>		9	40.304	88.9	35.714		45.777		226.4	2:01.795	
5	40.119	90.0	35.392		45.703		225.9	2:01.214		10	<u>39.965</u>	90.7	35.143		45.748		227.4	2:00.856	



CNV 2021 PORTIMÃO I

Autódromo Internacional do Algarve

ZCUP + TUONO CUP + T&Z + TROFÉU TLC

23 - 25 July 2021

Laps and Sector Times - Corrida 2 - 10 voltas

Autodromo Internacional Algarve - 4592 mtr.

T3 Bruno Henrique (PT)										Honda									
lap	Sect-1	Speed	Sect-2	Speed	Sect-3	Speed	TopSpeed	laptime	pit	lap	Sect-1	Speed	Sect-2	Speed	Sect-3	Speed	Topspeed	laptime	pit
1		69.7	38.380		50.134		154.3	2:15.526		6	41.682	73.6	36.197	87.7	47.438		229.8	2:05.317	
2	41.587	78.2	36.681	91.0	48.058		235.8	2:06.326		7	41.298	79.1	35.943	87.2	46.949		234.8	2:04.190	
3	42.204	73.4	36.770	88.3	48.910		235.3	2:07.884		8	41.296	77.0	36.182	86.2	46.854		235.8	2:04.332	
4	41.988	70.1	36.500	89.9	47.738		233.3	2:06.226		9	41.578	70.1	36.278	87.4	47.214		234.8	2:05.070	
5	41.941	72.2	36.601	90.3	47.512		236.3	2:06.054		10	42.197	80.1	36.262	82.9	46.391		241.1	2:04.850	

T33 Bernardo Vilar (PT)										Honda									
lap	Sect-1	Speed	Sect-2	Speed	Sect-3	Speed	TopSpeed	laptime	pit	lap	Sect-1	Speed	Sect-2	Speed	Sect-3	Speed	Topspeed	laptime	pit
1		87.4	35.710	98.6	46.707		161.9	2:05.050		6	40.319	90.0	36.009	92.2	46.659		248.3	2:02.987	
2	40.664	92.5	36.783	92.5	47.576		244.3	2:05.023		7	40.469	89.0	35.531	95.2	46.394		244.3	2:02.394	
3	42.273	84.4	35.766	94.1	46.597		221.3	2:04.636		8	40.181	87.0	35.864	94.2	46.592		244.3	2:02.637	
4			92.1	46.889	249.4	2:03.531				9	40.737	91.0	35.707	95.0	46.126		228.8	2:02.570	
5	40.482	89.1	36.215	91.5	46.792		251.2	2:03.489		10	41.294	87.0	35.296	92.2	45.990		225.5	2:02.580	

T34 Rodrigo Amaral (PT)										Honda CBR									
lap	Sect-1	Speed	Sect-2	Speed	Sect-3	Speed	TopSpeed	laptime	pit	lap	Sect-1	Speed	Sect-2	Speed	Sect-3	Speed	Topspeed	laptime	pit
1		76.5	37.200		48.317		145.4	2:12.046		6	42.053	78.0	36.220		48.163		213.4	2:06.436	
2	42.802	75.9	36.707		48.741		212.6	2:08.250		7	41.942	80.2	35.887		47.160		215.6	2:04.989	
3	42.556	76.5	36.768		48.865		214.7	2:08.189		8	41.454	80.5	35.994		47.202		218.6	2:04.650	
4			89.8	47.830	216.0	2:06.267				9	41.860	77.5	36.398		47.113		218.6	2:05.371	
5	42.002	79.5	36.237	92.7	48.012		213.9	2:06.251		10	41.703	81.3	35.594		46.850		219.5	2:04.147	

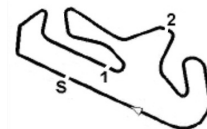
T35 Fernando Mercier (PT)										Yamaha YZF									
lap	Sect-1	Speed	Sect-2	Speed	Sect-3	Speed	TopSpeed	laptime	pit	lap	Sect-1	Speed	Sect-2	Speed	Sect-3	Speed	Topspeed	laptime	pit
1		68.4	38.983		49.487		151.7	2:17.417		6	44.229	73.1	38.767		49.479		214.3	2:12.475	
2	44.159	69.8	38.970		50.044		216.4	2:13.173		7	42.867	74.0	38.819		48.131		217.7	2:09.817	
3	44.120	72.0	38.777	91.5	51.032		211.4	2:13.929		8	44.613	69.4	37.659		48.107		215.6	2:10.379	
4	44.027	72.6	39.982		49.983		216.9	2:13.992		9	43.231	68.6	37.955		48.670		223.1	2:09.856	
5	43.418	70.8	39.094	95.5	49.296		220.4	2:11.808		10									

T54 João Curva (PT)										Yamaha R1									
lap	Sect-1	Speed	Sect-2	Speed	Sect-3	Speed	TopSpeed	laptime	pit	lap	Sect-1	Speed	Sect-2	Speed	Sect-3	Speed	Topspeed	laptime	pit
1		85.6	33.713	101.0	44.901		157.9	1:58.347		6	39.332	85.4	34.059		45.447		233.8	1:58.838	
2	38.744	87.4	33.775		44.861		235.3	1:57.380		7	39.000	88.2	33.457	105.5	44.715		228.8	1:57.172	
3			102.0	44.515	230.3	1:56.768				8	39.080	89.5	33.446		44.319		228.8	1:56.845	
4	39.480	85.0	34.197		44.633		235.3	1:58.310		9	39.048	89.9	33.652	106.9	44.458		234.8	1:57.158	
5	39.273	85.4	33.174	101.8	44.598		238.4	1:57.045		10	38.833	90.4	33.616		44.626		233.3	1:57.075	

T57 Carlos Pinheiro (PT)										Yamaha									
lap	Sect-1	Speed	Sect-2	Speed	Sect-3	Speed	TopSpeed	laptime	pit	lap	Sect-1	Speed	Sect-2	Speed	Sect-3	Speed	Topspeed	laptime	pit
1		87.3	36.287		45.710		160.2	2:05.284		6	39.326	85.2	34.794		45.183		242.7	1:59.303	
2	40.954	81.9	34.404		45.261		228.8	2:00.619		7	39.707	87.6	34.155		45.291		236.8	1:59.153	
3	39.604	86.3	34.395		44.827		235.3	1:58.826		8	40.616	86.0	34.737		46.043		240.0	2:01.396	
4	39.452	83.4	34.384		44.513		246.6	1:58.349		9	40.056	80.2	35.115		46.820		242.7	2:01.991	
5	39.969	83.3	34.180		45.106		246.6	1:59.255		10	40.743	87.4	35.258	95.2	48.456		235.3	2:04.457	

T58 Pedro Dias (PT)										Aprilia									
lap	Sect-1	Speed	Sect-2	Speed	Sect-3	Speed	TopSpeed	laptime	pit	lap	Sect-1	Speed	Sect-2	Speed	Sect-3	Speed	Topspeed	laptime	pit
1				95.9	45.902		159.5	2:05.672		6				102.5	46.180		225.9	2:02.693	
2				97.9	46.679		231.3	2:04.094		7				101.2	45.969		227.4	2:01.778	
3				97.1	46.025		225.5	2:02.342		8	40.685	89.6	34.929	98.8	45.152		229.8	2:00.766	
4				97.8	46.188		229.8	2:02.869		9				99.1	45.748		227.4	2:02.508	
5				99.1	46.238		233.3	2:03.757		10				99.1	45.409		225.9	2:01.158	

T63 Bruno Silva (PT)										Kawasaki									
lap	Sect-1	Speed	Sect-2	Speed	Sect-3	Speed	TopSpeed	laptime	pit	lap	Sect-1	Speed	Sect-2	Speed	Sect-3	Speed	Topspeed	laptime	pit
1				77.0	50.766		159.8	2:16.475		6	43.960	78.3	36.467	91.8	48.492		213.0	2:08.919	
2	43.487	72.9	37.427	86.3	48.975		225.0	2:09.889		7	44.297	79.6	37.486	95.6	48.676		214.3	2:10.459	



CNV 2021 PORTIMÃO I

Autódromo Internacional do Algarve

ZCUP + TUONO CUP + T&Z + TROFÉU TLC

23 - 25 July 2021

Laps and Sector Times - Corrida 2 - 10 voltas

Autodromo Internacional Algarve - 4592 mtr.

3	43.987	74.9	37.610	91.6	48.463	216.9	2:10.060	8	44.163	77.7	<u>36.396</u>	<u>101.2</u>	48.826	217.7	2:09.385
4	43.693	77.2	37.440	90.8	<u>48.180</u>	221.8	2:09.313	9	44.450	<u>79.6</u>	37.144	97.4	49.432	211.4	2:11.026
5	<u>43.083</u>	77.6	36.688	92.9	48.372	218.6	<u>2:08.143</u>	10							

T96 Joao Vieira (PT)										Yamaha										
lap	Sect-1	Speed	Sect-2	Speed	Sect-3	Speed	TopSpeed	laptime	pit	lap	Sect-1	Speed	Sect-2	Speed	Sect-3	Speed	Topspeed	laptime	pit	
1					46.095		149.6	2:06.079		6						45.637		216.0	2:00.274	
2				103.6	47.329		<u>229.8</u>	2:04.328		7	42.316	85.2	35.432	107.6		46.377		216.9	2:04.125	
3					45.886		220.9	2:02.228		8	40.399	<u>94.8</u>	37.829			46.064		219.5	2:04.292	
4				96.9	<u>45.081</u>		227.4	<u>1:59.672</u>		9	40.727	85.7	<u>34.725</u>	101.3		46.093		211.4	2:01.545	
5	<u>39.700</u>	89.9	35.043	<u>111.1</u>	45.550		221.3	2:00.293		10	40.389	84.4	34.737			45.611		227.4	2:00.737	