

## C1 EUROCUP

### Autódromo Internacional do Algarve

Troféu C1 Learn &amp; Drive

19 - 22 August 2021

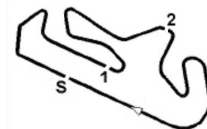
Laps and Sector Times - QUALIFYING

Autodromo Internacional Algarve - 4652 mtr.

2 Gaspar-Pereira-Lopes-Matos-Vinagre										Citroen C1									
lap	Sect-1	Speed	Sect-2	Speed	Sect-3	Speed	TopSpeed	laptime	pit	lap	Sect-1	Speed	Sect-2	Speed	Sect-3	Speed	Topspeed	laptime	pit
1	Pit Out	106.0	54.633		59.707			2:45.137		22	50.456	134.8	50.468		56.723		154.1	2:37.647	
2	54.097	93.3	52.916		57.205		154.3	2:44.218	D	23	50.271	134.3	50.604		56.277		154.7	2:37.152	
3			Pit In		Pit In		154.5	11:31.927		24	50.348	134.3	50.146		56.146		154.5	2:36.640	
4	Pit Out	111.1	56.531	56.7	1:07.541			3:51.287		25	50.344	135.3	50.192	93.3	56.443		155.6	2:36.979	
5	51.082	129.0	50.664		56.600		155.6	2:38.346		26	49.975	135.8	50.214		56.278		155.8	2:36.467	
6	50.667	131.2	50.819		56.748		157.0	2:38.234		27	49.863	135.7	50.338		56.102		156.7	2:36.303	
7	50.654	129.3	50.510		56.729		155.4	2:37.893		28	49.921	132.7	50.301		Pit In		158.8	2:42.601	
8	50.413	131.9	50.572		56.666		156.1	2:37.651		29	Pit Out	126.8	50.917		56.118			4:14.940	
9	50.454	131.9	50.525	89.6	56.531		154.5	2:37.510		30	50.502	<u>136.0</u>	50.059		56.342		158.6	2:36.903	
10	50.704	131.5	50.505		Pit In		154.9	2:43.639		31	50.170	135.2	57.197		56.599		156.5	2:43.966	
11	Pit Out	89.2	1:05.110	80.9	1:05.863			5:59.183		32	50.143	135.8	50.216		55.966		157.2	2:36.325	
12	57.716	89.3	57.123		57.979		129.3	2:52.818		33	50.321	134.0	50.308	<u>101.4</u>	56.087		<u>161.7</u>	2:36.716	
13	49.940	134.2	50.688	92.6	56.109		156.3	2:36.737		34	49.986	<u>136.0</u>	50.085		55.938		154.7	2:36.009	
14	50.452	128.4	50.286	90.5	56.066		153.8	2:36.804		35	50.306	135.0	50.525		Pit In		157.0	2:43.009	
15	50.066	132.7	50.260		56.096		155.8	2:36.422		36	Pit Out	128.7	50.207	98.2	56.277			6:06.396	
16	50.088	133.5	49.995	95.3	56.034		154.7	2:36.117		37	50.162	135.7	<u>49.747</u>		56.375		158.1	2:36.284	
17	50.247	133.7	50.009	92.1	56.282		155.2	2:36.538		38	50.348	<u>136.0</u>	49.941		56.018		154.9	2:36.307	
18	50.340	133.0	50.225		56.165		155.4	2:36.730		39	49.845	135.8	50.044		56.042		156.3	2:35.931	
19	<u>49.804</u>	133.7	50.145		55.947		156.1	2:35.896		40	49.821	133.8	50.037		<u>55.627</u>		<u>160.0</u>	<u>2:35.485</u>	
20	50.111	130.8	50.660		Pit In		157.7	2:45.942		41	49.811	135.0	50.353	100.7	1:03.788		158.8	2:43.952	
21	Pit Out	133.2	50.797		56.543			4:04.265		42	50.395	131.9	58.013		1:03.191		157.4	2:51.599	

3 Perino-Ventura-Santos-Martins										Citroen C1									
lap	Sect-1	Speed	Sect-2	Speed	Sect-3	Speed	TopSpeed	laptime	pit	lap	Sect-1	Speed	Sect-2	Speed	Sect-3	Speed	Topspeed	laptime	pit
1	Pit Out	124.4	54.156	79.3	59.674			2:46.376		21	Pit Out	127.7	51.527	85.4	56.917			8:38.218	
2	12:11.787	131.9	52.305	86.6	58.586		150.6	14:02.678		22	50.832	131.5	52.513	83.4	56.945		156.3	2:40.290	
3	51.802	133.7	51.350	90.3	57.284		152.8	2:40.436		23	50.547	130.3	51.023	92.4	56.783		156.5	2:38.353	
4	51.455	134.5	51.389	86.7	57.243		157.7	2:40.087		24	50.733	130.9	51.093	87.0	56.824		155.6	2:38.650	
5	51.594	134.3	51.109	94.2	57.045		159.1	2:39.748		25	50.712	132.8	50.887		57.397		154.7	2:38.996	
6	51.337	135.2	51.371		57.636		155.4	2:40.344		26	50.955	130.3	50.745	92.0	57.596		154.7	2:39.296	
7	52.746	128.9	52.154	85.4	57.518		154.7	2:42.418		27	50.852	133.0	51.010		<u>56.512</u>		156.3	2:38.374	
8	51.120	135.5	51.344		56.690		157.4	2:39.154	D	28	50.447	131.9	51.101		56.873		<u>160.7</u>	2:38.421	
9	50.318	<u>135.8</u>	50.772		56.929		157.0	2:38.019	D	29	50.838	134.0	51.338		Pit In		153.4	2:44.813	
10	50.809	133.7	50.910		57.214		156.3	2:38.933		30	Pit Out	124.6	53.054		59.030			6:11.709	
11	57.768	74.2	1:09.048	62.3	Pit In		141.0	3:31.753		31	51.879	126.8	52.298	94.3	57.058		150.2	2:41.235	
12	Pit Out	120.7	52.107	83.7	57.359		155.4	5:11.363		32	50.221	134.8	51.051	91.5	56.774		154.9	2:38.046	
13	51.418	132.7	51.871	86.7	57.237		152.5	2:40.526		33	50.103	131.5	50.796	85.9	56.930		156.7	2:37.829	
14	51.020	135.2	51.612	89.9	56.715		151.7	2:39.347		34	50.661	134.3	51.041		57.373		153.8	2:39.075	
15	50.413	135.5	50.725	85.3	56.656		156.5	2:37.794		35	51.190	135.7	50.965	85.0	56.692		158.4	2:38.847	
16	50.795	134.0	50.961	89.8	56.902		156.3	2:38.658		36	50.541	134.8	<u>50.494</u>	86.5	56.599		155.2	<u>2:37.634</u>	
17	50.703	132.2	50.731		57.182		157.4	2:38.616		37	<u>50.091</u>	135.5	51.103	88.1	56.752		155.2	2:37.946	
18	51.985	128.9	50.972	88.8	56.608		153.0	2:39.565		38	51.311	134.3	50.630	84.7	58.192		157.2	2:40.133	
19	50.959	132.7	51.147	92.3	56.624		151.5	2:38.730		39	50.425	135.2	51.204		56.999		155.4	2:38.628	
20	54.115	130.3	50.612	<u>95.4</u>	Pit In		143.4	2:49.446		40									

4 Mousinho Esteves-Veiga Gomes-Gomes-Ferreira-Ferreira										Citroen C1									
lap	Sect-1	Speed	Sect-2	Speed	Sect-3	Speed	TopSpeed	laptime	pit	lap	Sect-1	Speed	Sect-2	Speed	Sect-3	Speed	Topspeed	laptime	pit
1	Pit Out	89.6	54.200	93.5	57.967			2:44.502		21	51.556	131.7	51.107	102.8	56.941		151.7	2:39.604	
2	51.741	125.9	51.282	98.5	57.685		151.9	2:40.708		22	51.341	131.5	50.892	<u>105.6</u>	57.746		152.5	2:39.979	
3	15:23.724	111.3	55.428	88.9	58.167		155.2	17:17.319		23	51.220	131.9	50.580	93.8	56.508		154.7	2:38.308	
4	52.423	119.7	55.157	87.5	57.973		154.3	2:45.553		24	51.247	131.4	50.613	94.9	<u>56.298</u>		159.8	2:38.158	
5	51.565	126.8	51.810	79.4	57.598		154.9	2:40.973		25	<u>50.421</u>	129.8	51.323	88.2	56.912		159.8	2:38.656	
6	52.227	125.3	51.771	82.7	57.734		153.4	2:41.732		26	51.107	131.7	51.040	91.2	56.360		158.4	2:38.507	
7	55.674	122.4	52.552	88.2	Pit In		154.3	2:59.954		27	51.455	129.3	51.893	91.7	56.916		<u>160.0</u>	2:40.264	
8	Pit Out	131.7	51.425	95.3	57.232			4:28.673		28	50.889	128.1	51.144	100.3	Pit In		157.9	2:48.685	
9	50.883	132.4	50.967	101.0	57.182		151.9	2:39.032		29	Pit Out	130.8	50.799	91.1	56.938			5:55.531	
10	58.770	81.1	1:03.199	76.2	1:10.442		135.3	3:12.411		30	50.629	132.5	50.609	93.3	56.637		151.5	<u>2:37.875</u>	
11	1:03.034	129.8	51.324		57.357		97.0	2:51.715		31	50.935	132.2	50.788	98.4	56.580		152.3	2:38.303	
12	51.928	133.0	51.225	94.8	57.186		152.1	2:40.339		32	50.627	132.7	50.537	97.0	56.808		152.1	2:37.972	
13	50.968	132.7	51.108	96.3	56.838		154.1	2:38.914		33	50.803	132.0	50.691	96.5	56.740		151.0	2:38.234	
14	50.909	132.5	50.789	100.7	57.029		153.2	2:38.727		34	50.494	131.4	50.653	101.7	57.012		151.9	2:38.159	
15	50.741	132.7	50.760	99.8	57.374		153.4	2:38.875		35	50.911	133.0	50.639	97.9	56.812		152.1	2:38.362	
16	51.436	132.8	50.843	101.8	56.948		147.9	2:39.227		36	50.900	132.8	<u>50.409</u>	99.9	56.723		152.8	2:38.032	
17	50.781	132.7	51.054	93.3	56.908		153.8	2:38.743		37	50.637	<u>133.2</u>	50.682	92.5	56.735		152.1	2:38.054	
18	50.848	132.5	50.974	103.9	Pit In		153.8	2:45.676		38	50.600	132.8	50.477	98.5	Pit In		152.8	2:53.989	
19	Pit Out	126.3	50.748	89.2	57.099			5:03.210		39								15:58.227	



## C1 EURO CUP

### Autódromo Internacional do Algarve

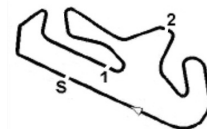
**Troféu C1 Learn & Drive**
**19 - 22 August 2021**
**Laps and Sector Times - QUALIFYING**
**Autodromo Internacional Algarve - 4652 mtr.**

20	51.400	126.6	51.201	102.4	57.130	158.4	2:39.731	40											
----	--------	-------	--------	-------	--------	-------	----------	----	--	--	--	--	--	--	--	--	--	--	--

5										Guardiano-Malta-Santo-Figueiredo-Soares										Citroen C1									
lap	Sect-1	Speed	Sect-2	Speed	Sect-3	Speed	TopSpeed	laptime	pit	lap	Sect-1	Speed	Sect-2	Speed	Sect-3	Speed	Topspeed	laptime	pit	lap	Sect-1	Speed	Sect-2	Speed	Sect-3	Speed	Topspeed	laptime	pit
1	Pit Out	96.7	56.511	74.5	1:01.629			2:50.559		5	51.986	121.8	52.392	85.9	58.473		153.4	2:42.851		5	51.986	121.8	52.392	85.9	58.473		153.4	2:42.851	
2	54.481	116.6	54.571	78.1	59.479		148.4	2:48.531		6	52.371	129.2	<u>51.454</u>	85.0	58.115		143.4	<u>2:41.940</u>		6	52.371	129.2	<u>51.454</u>	85.0	58.115		143.4	<u>2:41.940</u>	
3	53.734	123.1	53.136	82.4	58.613		138.5	2:45.483		7	<u>51.675</u>	<u>130.9</u>	51.758	84.4	59.452		152.5	2:42.885		7	<u>51.675</u>	<u>130.9</u>	51.758	84.4	59.452		152.5	2:42.885	
4	53.132	124.6	52.447	<u>87.7</u>	<u>57.870</u>		<u>154.1</u>	2:43.449		8										8									

8										Sardo-Mendes-Rodrigues-Sousa										Citroen C1									
lap	Sect-1	Speed	Sect-2	Speed	Sect-3	Speed	TopSpeed	laptime	pit	lap	Sect-1	Speed	Sect-2	Speed	Sect-3	Speed	Topspeed	laptime	pit	lap	Sect-1	Speed	Sect-2	Speed	Sect-3	Speed	Topspeed	laptime	pit
1	Pit Out	89.3	54.692		58.874			2:46.993		20	51.348	132.4	50.448		56.320		155.4	2:38.116		20	51.348	132.4	50.448		56.320		155.4	2:38.116	
2	53.240	106.5	51.908	94.3	57.110		144.6	2:42.258		21	51.855	133.8	50.915		56.509		155.6	2:39.279		21	51.855	133.8	50.915		56.509		155.6	2:39.279	
3	13:20.263	109.9	52.243		56.957		157.7	15:09.463		22	50.921	132.5	50.741		57.326		151.9	2:38.988		22	50.921	132.5	50.741		57.326		151.9	2:38.988	
4	50.960	130.8	50.759	94.0	56.781		153.8	2:38.500		23	51.446	132.2	50.451		56.772		152.8	2:38.669		23	51.446	132.2	50.451		56.772		152.8	2:38.669	
5	50.634	133.0	50.989	89.3	56.669		155.2	2:38.292		24	50.777	133.7	50.897		Pit In		152.8	2:48.620		24	50.777	133.7	50.897		Pit In		152.8	2:48.620	
6	50.497	132.7	51.090		57.579		<u>159.1</u>	2:39.166		25	Pit Out	124.7	55.082		57.735		8:02.814			25	Pit Out	124.7	55.082		57.735		8:02.814		
7	51.272	130.9	51.089		56.736		154.9	2:39.097		26	50.831	128.3	50.917	89.9	56.289		158.6	2:38.037		26	50.831	128.3	50.917	89.9	56.289		158.6	2:38.037	
8	51.151	130.4	51.033	90.7	Pit In		153.4	2:46.461		27	51.048	131.1	50.780		56.422		153.0	2:38.250		27	51.048	131.1	50.780		56.422		153.0	2:38.250	
9	Pit Out	114.0	1:03.151		56.842			5:36.512		28	50.715	128.9	50.918		59.005		155.8	2:40.638		28	50.715	128.9	50.918		59.005		155.8	2:40.638	
10	53.169	106.5	57.927	87.5	1:01.466		155.6	2:52.562		29	57.451	106.7	57.939		58.162		129.2	2:53.552		29	57.451	106.7	57.939		58.162		129.2	2:53.552	
11	1:03.176	78.5	56.180		57.984		127.7	2:57.340		30	50.837	<u>134.0</u>	51.065	94.3	56.824		157.4	2:38.726		30	50.837	<u>134.0</u>	51.065	94.3	56.824		157.4	2:38.726	
12	50.488	131.2	51.032		56.318		157.2	2:37.838		31	56.415	101.7	56.915		Pit In		130.6	3:04.610		31	56.415	101.7	56.915		Pit In		130.6	3:04.610	
13	50.730	128.0	54.112		56.290		<u>159.1</u>	2:41.132		32	Pit Out	98.4	1:04.674	66.5	1:08.460			8:49.315		32	Pit Out	98.4	1:04.674	66.5	1:08.460			8:49.315	
14	50.295	131.5	50.798		56.538		157.0	2:37.631		33	1:02.930	96.1	55.241		59.273		128.7	2:57.444		33	1:02.930	96.1	55.241		59.273		128.7	2:57.444	
15	50.383	133.3	50.368		56.491		154.3	2:37.242		34	1:01.917	87.8	59.944		1:09.611		132.4	3:11.472		34	1:01.917	87.8	59.944		1:09.611		132.4	3:11.472	
16	50.508	133.3	<u>50.139</u>		56.759		155.6	2:37.406		35	<u>50.204</u>	132.8	50.670		<u>56.270</u>		158.1	<u>2:37.144</u>		35	<u>50.204</u>	132.8	50.670		<u>56.270</u>		158.1	<u>2:37.144</u>	
17	50.554	131.5	54.340		Pit In		154.3	2:56.608		36	50.496	131.2	52.772		56.622		154.3	2:39.890		36	50.496	131.2	52.772		56.622		154.3	2:39.890	
18	Pit Out	132.7	51.144	<u>94.7</u>	56.771			5:22.724		37	50.651	131.9	50.706		56.655		156.5	2:38.012		37	50.651	131.9	50.706		56.655		156.5	2:38.012	
19	51.816	133.7	50.931		56.490		153.8	2:39.237		38										38									

10										Lazarino-Inácio-Marques-Santos										Citroen C1									
lap	Sect-1	Speed	Sect-2	Speed	Sect-3	Speed	TopSpeed	laptime	pit	lap	Sect-1	Speed	Sect-2	Speed	Sect-3	Speed	Topspeed	laptime	pit	lap	Sect-1	Speed	Sect-2	Speed	Sect-3	Speed	Topspeed	laptime	pit
1	Pit Out	110.1	54.727	96.3	1:00.751			2:46.756		20	52.203	131.1	58.042	78.9	58.958		150.8	2:49.203		20	52.203	131.1	58.042	78.9	58.958		150.8	2:49.203	
2	54.626	113.1	53.201	95.0	59.372		148.4	2:47.199		21	51.505	132.2	51.362	96.9	<u>56.896</u>		152.1	2:39.763		21	51.505	132.2	51.362	96.9	<u>56.896</u>		152.1	2:39.763	
3	12:36.259	124.9	52.665	91.7	59.056		150.4	14:27.980		22	53.229	123.6	51.702	98.2	57.350		151.3	2:42.281		22	53.229	123.6	51.702	98.2	57.350		151.3	2:42.281	
4	52.739	120.8	52.779	90.5	58.603		152.3	2:44.121		23	59.287	128.0	52.970	89.2	Pit In		146.3	2:56.557		23	59.287	128.0	52.970	89.2	Pit In		146.3	2:56.557	
5	52.590	129.0	52.795	77.1	57.917		152.3	2:43.302		24	Pit Out	125.3	51.384	95.2	57.406			8:54.878		24	Pit Out	125.3	51.384	95.2	57.406			8:54.878	
6	52.846	126.2	52.891	93.0	Pit In		152.1	2:54.489		25	51.675	125.9	51.616	90.3	57.428		154.3	2:40.719		25	51.675	125.9	51.616	90.3	57.428		154.3	2:40.719	
7	Pit Out	131.2	52.832	86.8	58.723		152.0	2:50.880		26	51.703	123.7	51.504	97.4	57.480		153.4	2:40.687		26	51.703	123.7	51.504	97.4	57.480		153.4	2:40.687	
8	52.319	129.7	52.421	88.5	57.577		153.6	2:42.317		27	51.401	123.4	51.440	94.8	57.273		152.3	2:40.114		27	51.401	123.4	51.440	94.8	57.273		152.3	2:40.114	
9	51.827	132.8	51.263	101.2	57.750		153.2	2:40.840		28	51.466	123.7	51.240	99.8	57.228		151.9	2:39.934		28	51.466	123.7	51.240	99.8	57.228		151.9	2:39.934	
10	51.216	132.5	51.671	99.0	58.013		153.0	2:40.900		29	51.147	130.0	51.285	104.9	57.252		153.0	2:39.684		29	51.147	130.0	51.285	104.9	57.252		153.0	2:39.684	
11	51.682	132.8	<u>50.968</u>	<u>108.9</u>	57.598		153.2	2:40.248		30	51.401	130.1	51.319	97.0	57.104		153.0	2:39.824		30	51.401	130.1	51.319	97.0	57.104		153.0	2:39.824	
12	51.503	<u>135.0</u>	51.646	105.1	57.765		155.2	2:40.914		31	51.162	130.1	51.113	96.9	57.363		153.4	<u>2:39.638</u>		31	51.162	130.1	51.113	96.9	57.363		153.4	<u>2:39.638</u>	
13	<u>50.959</u>	133.5	51.438	105.9	57.801		154.1	2:40.198		32	52.179	122.3	51.256	93.4	57.739		151.5	2:41.174		32	52.179	122.3	51.256	93.4	57.739		151.5	2:41.174	
14	51.142	123.6	51.123	100.0	57.958		155.6	2:40.223		33	51.278	130.9	51.327	99.6	57.624		152.5	2:40.229		33	51.278	130.9	51.327	99.6	57.624		152.5	2:40.229	
15	51.524	133.7	51.475	100.8	57.690		153.0	2:40.689		34	53.225	113.6	54.560	95.2	Pit In		151.5	2:53.957		34	53.225	113.6	54.560	95.2	Pit In		151.5	2:53.957	
16	52.610	122.3	51.455	87.1	Pit In		153.2	2:52.961		35	Pit Out	131.7	51.328	93.1	57.160			6:07.314		35	Pit Out	131.7	51.328	93.1	57.160			6:07.314	
17	Pit Out	130.9	51.791																										



## C1 EURO CUP

### Autódromo Internacional do Algarve

Troféu C1 Learn &amp; Drive

19 - 22 August 2021

Laps and Sector Times - QUALIFYING

Autodromo Internacional Algarve - 4652 mtr.

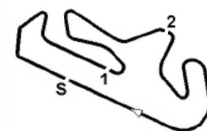
14	50.293	133.8	51.302	95.0	56.559	153.2	2:38.154	34	50.113	132.0	51.141	<u>103.4</u>	Pit In	159.5	2:46.800
15	51.088	133.7	50.130	92.7	<u>55.849</u>	144.2	2:37.067	35	Pit Out	126.9	52.181	94.4	56.118		5:06.941
16	54.142	86.0	57.010	87.7	56.559	158.8	2:47.711	36	50.034	134.0	50.640	92.4	56.397	<u>162.4</u>	2:37.071
17	50.089	126.6	50.886	93.0	Pit In	160.2	2:47.163	37	49.865	133.8	<u>50.041</u>	94.4	55.918	<u>157.9</u>	<u>2:35.824</u>
18	Pit Out	134.3	50.392	98.3	56.508		5:43.870	38	49.770	133.2				158.1	2:36.545
19	49.808	134.3	50.682	94.0	56.839	156.7	2:37.329	39	50.092	133.3	50.712	96.9	56.571	154.3	2:37.375
20	50.278	134.2	50.591	95.8	56.550	154.3	2:37.419	40							

13 Pinto-Moreira-Coelho-Mota										Citroen C1									
lap	Sect-1	Speed	Sect-2	Speed	Sect-3	Speed	TopSpeed	laptime	pit	lap	Sect-1	Speed	Sect-2	Speed	Sect-3	Speed	Topspeed	laptime	pit
1	Pit Out	107.1	58.791	58.0	1:04.229			2:57.479		17	52.308	125.6	51.656	92.1	57.431		149.0	2:41.395	
2	16:15.218	108.4	56.824	73.9	1:02.615		142.3	18:14.657		18	51.591	124.6	55.851	85.7	59.248		150.0	2:46.690	
3	56.418	112.6	57.378	84.1	1:01.999		149.6	2:55.795		19	<u>50.774</u>	<u>129.3</u>	51.433	92.3	Pit In		<u>155.4</u>	2:46.912	
4	58.022	102.8	56.745	79.2	Pit In		147.5	3:04.412		20	Pit Out	112.6	55.373	88.5	1:00.948			5:53.214	
5	Pit Out	113.2	55.284	76.3	1:01.542			6:52.437		21	55.965	108.4	55.441	82.8	1:00.248		148.4	2:51.654	
6	53.715	115.6	54.098	88.4	1:01.822		149.0	2:49.635		22	54.295	116.1	54.669	76.6	1:00.320		149.2	2:49.284	
7	55.189	118.2	53.124	98.8	1:00.245		140.8	2:48.558		23	55.567	116.3	54.014	89.6	59.311		148.6	2:48.892	
8	1:17.203	72.0	1:10.422	69.9	1:20.992		82.0	3:48.617		24	54.652	119.2	54.064	88.2	Pit In		147.3	2:57.462	
9	1:00.842	98.5	54.814	81.6	59.134		117.0	2:54.790		25	Pit Out	119.1	54.112	97.5	58.465			4:51.194	
10	56.719	114.6	55.326	81.0	59.335		151.3	2:51.380		26	54.198	119.6	54.118	92.0	58.483		147.5	2:46.799	
11	53.623	119.5	54.806	92.5	1:00.685		153.6	2:49.114		27	53.411	123.7	53.333	95.8	58.654		150.4	2:45.398	
12	53.152	122.3	53.717	93.3	Pit In		153.2	2:54.459		28	1:08.512	117.1	53.583	90.5	Pit In		148.4	3:09.790	
13	Pit Out	122.4	52.100	89.7	57.387			6:26.300		29	Pit Out	117.3	52.676	90.5	57.637			4:49.672	
14	51.779	121.1	51.974	<u>99.0</u>	57.469		153.2	2:41.222		30	51.652	126.2	52.165	94.1	1:05.732		148.6	2:49.549	
15	51.205	120.0	52.060	89.7	57.315		151.9	2:40.580		31	51.269	127.8	<u>51.369</u>	92.6	<u>57.105</u>		152.8	<u>2:39.743</u>	
16	51.427	125.6	51.517	92.2	57.107		151.3	2:40.051		32	51.539	127.8	51.739	94.2	Pit In		150.8	2:48.187	

17 Pedro Faria-Cidrais-Silva										Citroen C1									
lap	Sect-1	Speed	Sect-2	Speed	Sect-3	Speed	TopSpeed	laptime	pit	lap	Sect-1	Speed	Sect-2	Speed	Sect-3	Speed	Topspeed	laptime	pit
1	Pit Out	114.8	54.068	90.6	58.677			2:48.141		5	51.182	131.4	51.081	91.5	56.802		158.1	2:39.065	
2	52.220	125.7	52.381	93.2	57.703		146.5	2:42.304		6	51.270	133.0	50.742	92.7	56.710		156.3	2:38.722	
3	11:41.669	126.5	50.914	<u>106.9</u>	57.361			13:29.944		7	<u>50.110</u>	<u>133.2</u>	<u>50.577</u>	93.5	<u>56.424</u>		158.6	<u>2:37.111</u>	
4	52.015	127.8	51.275	83.8	57.539		153.6	2:40.829	D	8	51.785	130.3	52.073	88.5	Pit In		<u>162.2</u>	2:48.774	

18 Sousa-Pardalejo-Taveira-Mota-Moreira-Figueiredo										Citroen C1									
lap	Sect-1	Speed	Sect-2	Speed	Sect-3	Speed	TopSpeed	laptime	pit	lap	Sect-1	Speed	Sect-2	Speed	Sect-3	Speed	Topspeed	laptime	pit
1	Pit Out	120.7	54.117	86.0	1:00.338			15:39.696		19	50.351	133.7	<u>50.332</u>	94.1	56.729		158.1	2:37.412	
2	54.801	126.5	53.712	85.4	57.949		145.9	2:46.462		20	<u>50.270</u>	133.7	50.748	92.3	<u>56.354</u>		158.8	<u>2:37.372</u>	
3	52.639	130.9	51.775	84.7	57.667		159.5	2:42.081		21	58.264	60.9	54.513	85.9	Pit In		157.2	3:00.719	
4	51.821	131.4	52.215	89.4	1:20.267		156.1	3:04.303		22	Pit Out	131.9	50.926	95.2	56.899			6:06.252	
5	51.684	132.0	51.997	78.9	57.733		158.8	2:41.414		23	50.667	131.2	50.878	87.0	56.530		154.7	2:38.075	
6	55.066	111.6	55.951	80.6	Pit In		155.4	3:02.451		24	56.651	128.9	50.385	97.5	56.536		<u>163.4</u>	2:43.572	
7	Pit Out	105.0	55.456	82.4	1:00.972			5:54.500		25	51.125	132.4	50.980	98.7	56.563		160.0	2:38.668	
8	54.574	99.6	55.211	79.5	1:05.437		151.9	2:55.222		26	51.192	<u>134.3</u>	50.472	<u>101.0</u>	56.599		154.1	2:38.263	
9	1:02.338	62.6	1:01.075	86.4	59.562		106.5	3:02.975		27	50.948	131.1	50.566	99.2	56.618		153.2	2:38.132	
10	52.327	114.8	53.686	82.7	1:00.080		152.8	2:46.093		28	55.673	133.0	51.132	96.9	Pit In		153.0	2:49.270	
11	53.367	118.6	53.863	82.7	59.371		154.9	2:46.601		29	Pit Out	119.5	51.884	87.6	1:02.692			6:02.986	
12	52.785	118.8	52.823	84.8	59.603		151.0	2:45.211		30	51.081	128.9	51.307	88.5	57.832		155.4	2:40.220	
13	51.604	129.0	52.324	89.3	59.077		150.2	2:43.005		31	51.530	129.0	52.854	86.1	57.121		153.6	2:41.505	
14	52.473	124.7	53.163	80.8	Pit In		151.7	2:55.081		32	51.410	131.2	51.716	87.9	Pit In		152.3	2:49.902	
15	Pit Out	130.8	51.956	82.9	57.483			6:46.841		33	Pit Out	124.1	53.264	83.2	57.504			4:26.022	
16	50.784	132.7	50.812	91.5	56.895		154.1	2:38.491		34	52.227	131.5	52.162	85.4	57.450		151.5	2:41.839	
17	50.887	132.7	50.407	89.1	56.732		145.7	2:38.026		35	52.019	131.9	51.920	86.3	56.989		152.3	2:40.928	
18	50.899	129.3	50.360	94.7	56.532		157.9	2:37.791		36	52.027	132.0	51.512	89.9	57.067		151.7	2:40.606	

20 Oliveira e Costa-Correia-Águas-Constante-Carrilho										Citroen C1									
lap	Sect-1	Speed	Sect-2	Speed	Sect-3	Speed	TopSpeed	laptime	pit	lap	Sect-1	Speed	Sect-2	Speed	Sect-3	Speed	Topspeed	laptime	pit
1	Pit Out	127.5	54.384	74.2	58.664			2:42.692		19	<u>51.000</u>	132.2	51.642	96.2	56.743		155.6	<u>2:39.385</u>	
2	53.585	118.7	53.697	74.3	58.222		151.0	2:45.504		20	51.767	129.5	51.247	92.3	Pit In		154.1	2:48.348	
3	52.344	125.7	52.661	81.3	57.834		151.0	2:42.839	D	21	Pit Out	117.4	53.183	95.5	58.746			9:20.567	
4	53.042	125.1	53.977	88.7	Pit In		152.3	2:52.729		22	51.975	128.0	51.514	93.3	57.994		156.1	2:41.483	
5	Pit Out	120.3	54.625	95.2	1:00.508			6:53.047		23	51.596	124.9	52.003	103.6	58.318		154.1	2:41.917	
6	53.278	119.5	52.941	91.8	58.222		150.8	2:44.441		24	52.124	130.0	51.828	96.3	57.838		151.7	2:41.790	
7	54.063	105.4	1:00.177	81.3	1:13.850		154.1	3:08.090		25	52.076	130.8	51.868	94.2	57.682		151.7	2:41.626	
8	1:05.287	95.9	55.748	95.3	58.586		104.9	2:59.621		26	53.505	131.7	51.327	94.5	57.658		146.7	2:42.490	
9	52.639	126.2	52.454	93.9	57.777		151.9	2:42.870		27	51.490	131.2	51.241	96.9	57.374		153.8	2:40.105	
10	52.664	126.8	52.335	92.1	Pit In		152.3	2:54.265		28	51.700	130.6	51.727	<u>104.2</u>	57.661		155.4	2:41.088	
11	Pit Out	130.4	52.132	95.3	59.392			5:08.636		29	51.679	130.9	<u>51.210</u>	103.5	57.775		151.0	2:40.664	



## C1 EURO CUP

### Autódromo Internacional do Algarve

Troféu C1 Learn &amp; Drive

19 - 22 August 2021

Laps and Sector Times - QUALIFYING

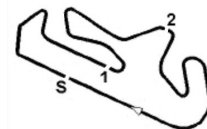
Autodromo Internacional Algarve - 4652 mtr.

12	51.938	128.3	51.610	94.8	57.748	152.3	2:41.296	30	53.090	129.2	51.608	101.2	Pit In	151.0	2:51.641
13	51.359	<u>132.5</u>	51.560	90.4	57.177	151.9	2:40.096	31	Pit Out	101.8	55.049	67.5	59.834	150.0	5:26.390
14	51.543	131.5	51.743	102.0	58.442	156.7	2:41.728	32	54.635	110.4	53.315	80.1	1:00.480	150.0	2:48.430
15	51.635	131.4	51.921	92.3	57.265	151.0	2:40.821	33	52.296	110.4	52.009	77.3	56.770	150.8	2:41.075
16	52.511	130.0	51.393	86.7	57.691	150.8	2:41.595	34	51.254	122.3	52.532	79.8	<u>56.658</u>	<u>158.4</u>	2:40.444
17	51.666	132.4	52.621	94.4	57.031	152.8	2:41.318	35	51.430	125.0	51.485	82.3	57.293	153.8	2:40.208
18	51.368	132.2	51.416	95.4	56.879	156.3	2:39.663	36							

22 Lousada-Couto-Moura										Citroen C1									
lap	Sect-1	Speed	Sect-2	Speed	Sect-3	Speed	TopSpeed	laptime	pit	lap	Sect-1	Speed	Sect-2	Speed	Sect-3	Speed	Topspeed	laptime	pit
1	Pit Out	114.4	53.414	80.9	57.588			2:40.884		22	50.350	132.4	51.346	93.7	56.453		156.1	2:38.149	
2	51.598	126.2	51.887	81.3	56.723		151.0	2:40.208		23	56.138	92.5	56.057	80.7	57.128		138.5	2:49.323	
3	11:38.049	130.9	51.303	83.7	56.829			13:26.181		24	50.804	129.3	50.939	93.1	56.326		156.1	2:38.069	
4	50.970	131.7	51.180	90.5	56.323		152.8	2:38.473		25	50.251	130.4	51.581	<u>97.1</u>	56.386		160.0	2:38.218	
5	50.867	130.8	51.300	83.9	56.554		157.0	2:38.721		26	50.480	131.5	51.128	93.3	56.820		160.7	2:38.428	
6	50.439	131.2	50.923	86.2	56.685		154.5	2:38.047		27	52.856	119.1	52.087	87.4	56.935		152.1	2:41.878	
7	<u>50.201</u>	132.4	51.176	83.3	<u>56.037</u>		160.0	<u>2:37.414</u>		28	50.471	131.5	51.461	92.5	57.092		<u>161.0</u>	2:39.024	
8	50.582	132.4	50.994	87.0	56.241		154.9	2:37.817		29	53.309	131.7	50.917	95.1	56.342		151.5	2:40.568	
9	51.390	124.6	51.265	86.5	Pit In		152.1	2:45.300		30	50.832	131.1	50.732	94.4	56.631		155.8	2:38.195	
10	Pit Out	121.3	51.819	84.2	56.853			4:07.757		31	54.488	111.1	53.120	91.8	Pit In		151.7	2:54.947	
11	53.653	102.1	54.943	74.5	Pit In		154.7	3:05.463		32	Pit Out	130.9	51.397	82.7	56.444			4:47.155	
12	Pit Out	109.9	1:05.485	65.3	1:09.729			4:21.090		33	50.571	132.2	51.191	88.6	56.271		152.3	2:38.033	
13	52.247	131.1	50.855	90.6	56.564		156.7	2:39.666		34	50.764	<u>134.8</u>	51.269	84.3	56.545		156.7	2:38.578	
14	50.815	132.7	50.857	90.1	56.587		151.5	2:38.259		35	50.530	133.0	51.290	84.6	56.162		155.4	2:37.982	
15	50.345	132.5	51.587	95.1	56.590		155.8	2:38.522		36	50.463	133.8	51.161	87.7	56.163		154.3	2:37.787	
16	50.398	133.7	<u>50.703</u>	92.2	56.591		156.3	2:37.692		37	50.621	133.8	51.133	81.9	56.200		156.3	2:37.954	
17	50.572	134.0	51.186	93.8	56.696		153.0	2:38.454		38	50.823	132.8	51.362	85.0	1:00.599		152.5	2:42.784	
18	50.805	127.2	52.382	93.8	56.608		152.5	2:39.795		39	50.495	133.0	51.373	87.3	56.431		157.9	2:38.299	
19	50.896	132.8	50.989	91.4	Pit In		152.8	2:48.970		40	50.539	133.8	52.125	87.1	57.326		153.8	2:39.990	
20	Pit Out	132.2	51.248	89.8	57.611			6:49.164		41	51.024	132.0	51.292	87.0	57.627		155.6	2:39.943	
21	51.031	132.4	52.288	91.9	57.866		151.5	2:41.185		42									

29 Godinho-Amorim-Rodrigues-Moura										Citroen C1									
lap	Sect-1	Speed	Sect-2	Speed	Sect-3	Speed	TopSpeed	laptime	pit	lap	Sect-1	Speed	Sect-2	Speed	Sect-3	Speed	Topspeed	laptime	pit
1	Pit Out	125.6	53.692		58.459			2:41.716		22	50.992	134.5	51.014		56.870		153.4	2:38.876	
2	52.631	131.7	51.547	93.3	58.546		150.6	2:42.724		23	51.290	133.2	51.105		57.212		154.5	2:39.607	
3	12:22.101	132.2	51.494	85.0	57.001		151.7	14:10.596		24	51.282	133.8	51.211	89.9	56.753		153.6	2:39.246	
4	52.991	132.5	51.682	85.4	58.045		157.4	2:42.718		25	51.099	133.8	51.061		57.511		153.4	2:39.671	
5	51.244	135.7	50.641	93.4	57.042		<u>161.0</u>	2:38.927 D		26	51.871	127.2	51.567		56.922		152.8	2:40.360	
6	51.946	135.5	51.032		56.917		157.4	2:39.895		27	51.018	134.5	51.248	98.7	57.493		157.0	2:39.759	
7	50.692	135.2	50.966	89.0	56.578		157.9	2:38.236		28	50.864	134.7	51.817	82.3	57.410		153.6	2:40.091	
8	51.399	122.7	52.502		57.475		158.4	2:41.376		29	51.025	134.3	52.326	82.3	57.283		155.6	2:40.634	
9	50.837	134.8	50.774	94.3	56.992		154.9	2:38.603		30	51.644	131.9	50.610		Pit In		152.5	2:46.004	
10	50.650	135.2	50.836		56.753		157.4	2:38.239		31	Pit Out	131.1	51.015	<u>101.1</u>	57.643			5:31.657	
11	52.177	115.9	51.306		57.047		155.6	2:40.530		32	50.996	132.7	51.255		57.320		153.8	2:39.571	
12	58.295	69.4	1:08.724	61.6	1:18.811		137.1	3:25.830		33	50.918	134.5	50.854		57.337		153.6	2:39.109	
13	55.235	132.5	51.712	86.8	57.127		134.2	2:44.074		34	50.960	134.5	50.574		57.021		153.8	2:38.555	
14	53.137	133.8	52.399		<u>56.505</u>		156.3	2:42.041		35	50.667	134.7	50.744		57.136		153.6	2:38.547	
15	50.724	135.5	50.823	85.5	56.935		158.1	2:38.482		36	50.878	134.7	51.119		56.989		155.6	2:38.986	
16	50.813	<u>135.8</u>	<u>50.278</u>	92.5	Pit In		157.0	2:45.900		37	50.547	134.8	51.088		57.078		154.9	2:38.713	
17	Pit Out	124.6	51.549	88.9	57.454			5:19.405		38	50.617	135.5	50.868		56.727		154.7	2:38.212	
18	51.330	133.5	51.330		57.016		152.3	2:39.676		39	50.565	134.3	51.214		57.342		156.1	2:39.121	
19	51.402	131.1	53.151	79.4	57.626		152.5	2:42.179		40	<u>50.431</u>	134.2	51.161		57.354		154.7	2:38.946	
20	50.946	134.2	51.415	85.1	57.060		153.8	2:39.421		41	50.561	134.3	51.322		57.250		153.8	2:39.133	
21	50.968	133.5	51.251		57.422		153.4	2:39.641		42	50.581	134.3	50.551		56.958		154.1	<u>2:38.090</u>	

33 Zé Ferreira-Simões-Gonçalves-Mesquita-Moreira										Citroen C1									
lap	Sect-1	Speed	Sect-2	Speed	Sect-3	Speed	TopSpeed	laptime	pit	lap	Sect-1	Speed	Sect-2	Speed	Sect-3	Speed	Topspeed	laptime	pit
1	Pit Out	133.3	51.282	88.7	57.526			15:38.815		20	50.589	128.9	51.109	88.5	56.758		155.8	2:38.456	
2	50.162	134.0	51.762	87.9	56.803		158.1	2:38.727		21	50.728	134.0	50.962	88.5	56.619		155.8	2:38.309	
3	51.106	124.3	50.744	88.2	56.630		161.0	2:38.480 D		22	50.573	132.7	50.782	83.7	57.181		155.6	2:38.536	
4	50.731	<u>135.7</u>	50.563	92.9	56.268		159.5	2:37.562		23	50.618	133.3	50.993	88.2	56.562		156.7	2:38.173	
5	50.705	133.3	50.568	89.2	<u>55.898</u>		158.4	2:37.171		24	50.218	133.2	50.891	88.8	56.789		158.4	2:37.898	
6	52.406	117.1	51.627	91.3	Pit In		159.5	2:49.840		25	50.047	119.6	51.205	86.4	Pit In		157.4	2:47.437	
7	Pit Out	130.3	50.486		56.454			6:14.865		26	Pit Out	126.0	51.531	82.7	56.465			4:59.655	
8	50.181	130.1	54.781	91.3	56.706		156.1	2:41.668		27	50.262	126.3	51.678	80.5	56.509		156.1	2:38.449	
9	54.136	87.9	52.070	94.1	57.410		147.3	2:43.616		28	50.000	131.4	50.637	93.1	58.226		156.7	2:38.863	
10	49.883	133.2	50.611	<u>100.3</u>	56.218		157.4	2:36.712		29	50.935	130.1	51.364	90.4	56.917		154.7	2:39.216	



## C1 EURO CUP

### Autódromo Internacional do Algarve

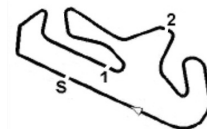
**Troféu C1 Learn & Drive**
**19 - 22 August 2021**
**Laps and Sector Times - QUALIFYING**
**Autodromo Internacional Algarve - 4652 mtr.**

11	50.173	124.9	50.749	92.0	55.991	157.7	2:36.913	30	50.537	131.7	51.268	84.4	56.800	154.7	2:38.605
12	49.833	135.5	50.404	93.1	56.006	160.5	<del>2:36.243</del>	31	50.687	127.7	50.806	87.7	57.836	154.9	2:39.329
13	<u>49.765</u>	134.8	50.554	97.6	56.189	159.1	2:45.042	32	52.398	128.3	50.288	92.3	57.683	152.5	2:40.369
14	Pit Out	123.1	52.105	78.0	58.189		6:43.802	33	51.205	133.0	50.702	76.4	56.118	157.4	2:38.025
15	52.969	124.1	51.975	85.2	57.728	154.7	2:42.672	34	49.916	133.2	<u>50.218</u>	92.5	57.205	158.6	2:37.339
16	51.946	122.3	51.872	86.7	57.282	146.7	2:41.100	35	50.504	130.1	50.544	86.6	56.396	159.5	2:37.444
17	52.309	121.6	51.708	85.4	57.145	155.2	2:41.162	36	50.012	134.0	50.853		55.910	<u>163.1</u>	2:36.775
18	52.588	128.1	51.933		Pit In	159.8	2:50.449	37	55.839	126.3	51.091	86.3	57.310	128.6	2:44.240
19	Pit Out	127.4	51.754	83.3	56.938		7:55.123	38							

34 Sousa Botelho-Raposo Magalhães-Raposo Magalhães-Simões										Citroen C1									
lap	Sect-1	Speed	Sect-2	Speed	Sect-3	Speed	TopSpeed	laptime	pit	lap	Sect-1	Speed	Sect-2	Speed	Sect-3	Speed	TopSpeed	laptime	pit
1	Pit Out	100.2	53.967	85.3	58.358		2:46.171	21	50.862	129.8	51.159		56.672	152.3	2:38.693				
2	53.136	123.6	51.422		57.755		144.6	2:42.313	22	51.186	131.5	51.469	Pit In	151.7	2:44.503				
3	14:03.400	132.0	50.760	<u>99.4</u>	57.967		157.9	15:52.127	23	Pit Out	132.4	51.061	56.490		4:17.453				
4	51.426	129.5	55.054		56.533		156.1	2:43.013	24	50.837	130.9	50.892	56.452	154.7	2:38.181				
5	50.811	130.6	50.732		56.744		158.1	2:38.287	25	50.662	128.0	51.803	56.354	156.5	2:38.819				
6	50.574	129.5	50.614		56.681		157.2	2:37.869 D	26	50.650	130.1	51.736	57.146	157.2	2:39.532				
7	50.542	132.5	50.627		56.664		157.4	2:37.833	27	51.009	129.0	51.001	56.268	160.2	2:38.278				
8	50.738	131.5	51.109		56.498		156.1	2:38.345	28	51.042	132.2	50.727	Pit In	153.4	2:43.693				
9	50.473	129.5	51.011		Pit In		155.2	2:43.950	29	Pit Out	119.7	50.908	1:08.113		6:18.450				
10	Pit Out	101.3	57.341		1:05.922		6:05.503	30	1:11.918	73.1	1:03.915	98.7	<u>55.991</u>	95.1	3:11.824				
11	1:02.211	76.3	1:02.109		56.905		108.1	3:01.225	31	50.003	134.7	<u>50.407</u>	56.266	159.3	<u>2:36.676</u>				
12	50.810	132.2	50.517		56.755		156.1	2:38.082	32	49.989	132.2	50.512	56.644	<u>161.9</u>	2:37.145				
13	51.017	132.2	50.434		56.840		153.8	2:38.291	33	50.232	134.5	50.634	56.707	<u>158.6</u>	2:37.573				
14	51.675	133.0	50.852		57.087		153.6	2:39.614	34	<u>49.981</u>	<u>135.8</u>	50.510	57.114	160.2	2:37.605				
15	51.061	132.8	50.656		56.812		152.1	2:38.529	35	50.553	134.0	50.874	56.978	154.3	2:38.405				
16	51.013	133.0	50.802		56.881		152.5	2:38.696	36	53.105	109.2	51.124	Pit In	153.6	2:47.668				
17	50.780	133.8	50.671		Pit In		152.3	2:45.239	37	Pit Out	109.2	56.763	1:09.357		4:53.101				
18	Pit Out	117.5	52.092		56.813		5:15.614	38	51.697	131.5	50.460		59.907	146.5	2:42.064				
19	51.124	130.0	51.108		56.730		154.7	2:38.962	39	52.388	126.5	51.088	57.368	155.6	2:40.844				
20	50.669	127.5	51.584		56.782		155.4	2:39.035	40										

41 Pardal-Castanheira-Camelo										Citroen C1									
lap	Sect-1	Speed	Sect-2	Speed	Sect-3	Speed	TopSpeed	laptime	pit	lap	Sect-1	Speed	Sect-2	Speed	Sect-3	Speed	TopSpeed	laptime	pit
1	Pit Out	121.9	51.865	85.9	56.627		2:36.214	17	Pit Out	130.8	51.241	85.9	56.768		7:48.109				
2	13:00.695	131.5	50.951	96.4	56.348		155.6	14:47.994	18	<u>50.173</u>	132.7	51.125	96.6	57.207	159.3	2:38.505			
3	51.441	129.0	50.866	95.8	56.931		152.1	2:39.238	19	50.901	126.9	51.889	87.9	56.471	153.8	2:39.261			
4	50.211	133.3	50.673	93.1	56.024		154.1	2:36.908 D	20	50.652	131.9	51.791	90.2	56.310	<u>161.7</u>	2:38.753			
5	50.343	131.4	50.751	89.1	<u>55.977</u>		156.5	<u>2:37.071</u>	21	51.600	133.7	52.254	89.1	57.758	160.0	2:41.612			
6	50.515	132.0	50.576	95.8	Pit In		153.6	2:42.909	22	51.834	125.6	52.281	94.2	56.553	161.2	2:40.668			
7	Pit Out	128.6	<u>50.435</u>	96.8	56.408		10:22.003	23	50.605	133.0	50.940	98.2	56.438	155.6	2:37.983				
8	59.788	81.8	1:02.291	73.7	Pit In		150.2	3:17.917	24	50.889	133.0	50.751	<u>100.7</u>	1:06.683	152.3	2:48.323			
9	Pit Out	130.3	50.736	85.7	57.218		10:43.508	25	50.497	134.5	50.609	98.1	Pit In	156.1	2:46.105				
10	51.239	134.7	50.877	89.1	57.230		152.5	2:39.346	26	Pit Out	127.1	50.622	94.7	56.348		13:34.551			
11	51.459	133.5	50.686	90.8	56.845		153.6	2:38.990	27	50.466	132.4	50.612	93.3	56.318	152.5	2:37.396			
12	50.508	132.8	50.821	89.3	57.421		156.5	2:38.750	28	50.820	132.0	50.771	96.3	56.210	151.5	2:37.801			
13	50.407	132.4	50.763	92.6	57.232		159.5	2:38.402	29	51.419	130.6	51.060	98.0	56.380	152.1	2:38.859			
14	50.858	133.0	50.551	94.9	56.693		155.2	2:38.102	30	50.614	131.7	50.917	99.2	56.424	152.8	2:37.955			
15	50.994	133.2	50.673	92.4	56.819		154.1	2:38.486	31	50.640	132.2	50.816	92.9	57.201	152.8	2:38.657			
16	50.626	<u>135.0</u>	51.233	86.8	Pit In		155.8	2:45.303	32	50.553	132.0	50.994	93.8	56.578	153.2	2:38.125			

44 Ribeiro-Simões-Gonçalves-Oliveira										Citroen C1									
lap	Sect-1	Speed	Sect-2	Speed	Sect-3	Speed	TopSpeed	laptime	pit	lap	Sect-1	Speed	Sect-2	Speed	Sect-3	Speed	TopSpeed	laptime	pit
1	Pit Out	83.9	57.478		58.776		2:52.237	20	50.982	129.5	51.825		56.770	155.4	2:39.577				
2	51.402	128.4	50.779		57.252		150.8	2:39.433 D	21	50.339	130.6	51.178	56.719	159.1	2:38.236				
3	13:23.417	130.1	50.947		56.974		153.6	15:11.338	22	51.559	132.8	50.972	57.151	<u>161.9</u>	2:39.682				
4	50.648	132.0	50.549		57.892		153.4	2:39.089	23	50.937	133.7	50.766	56.966	151.7	2:38.669				
5	50.608	131.5	50.759		57.080		155.6	2:38.447	24	51.348	132.0	50.700	Pit In	151.5	2:45.056				
6	50.989	130.8	50.780		Pit In		152.3	2:46.615	25	Pit Out	128.6	52.095	57.548		4:51.763				
7	Pit Out	129.8	51.222		57.748		5:26.198	26	53.111	124.0	51.491		56.916	153.2	2:41.518				
8	50.869	131.7	50.788		57.029		151.9	2:38.686	27	51.578	129.3	51.007	56.788	157.4	2:39.373				
9	51.523	128.7	50.454		57.085		152.5	2:39.062	28	51.093	132.0	51.548	57.191	154.7	2:39.832				
10	50.411	132.7	50.770		57.189		156.5	2:38.370	29	51.231	133.0	51.537	Pit In	152.5	2:48.894				
11	53.329	118.8	54.175		Pit In		137.6	3:05.359	30	Pit Out	131.5	51.131	57.672		6:51.563				
12	Pit Out	98.9	58.831		1:00.966		5:57.802	31	50.908	132.8	50.500		57.171	151.7	2:38.579				
13	50.727	133.0	57.548		58.600		152.3	2:46.875	32	50.895	132.7	50.801	57.072	152.5	2:38.768				
14	<u>50.248</u>	133.2	50.396		56.872		155.2	2:37.516 D	33	51.020	132.4	50.667	57.154	152.1	2:38.841				



## C1 EUROCUP

### Autódromo Internacional do Algarve

Troféu C1 Learn &amp; Drive

19 - 22 August 2021

Laps and Sector Times - QUALIFYING

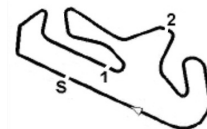
Autodromo Internacional Algarve - 4652 mtr.

15	50.313	<u>134.0</u>	50.721	56.912	153.6	2:37.946	34	51.511	132.5	50.646	Pit In	152.1	2:45.250
16	50.630	132.4	53.400	Pit In	154.9	2:49.866	35	Pit Out	131.1	50.527	56.765	7:00.728	
17	Pit Out	130.1	51.137	57.526	153.8	2:43.642	36	50.458	132.5	<u>50.286</u>	56.836	152.5	2:37.580 D
18	50.491	130.4	51.370	57.180	158.6	2:39.041	37	50.491	133.3	50.670	<u>56.573</u>	154.3	<u>2:37.734</u>
19	50.768	133.2	51.105	57.172	154.5	2:39.045	38						

49 Vaz-Caetano-Sales										Citroen C1									
lap	Sect-1	Speed	Sect-2	Speed	Sect-3	Speed	TopSpeed	laptime	pit	lap	Sect-1	Speed	Sect-2	Speed	Sect-3	Speed	Topspeed	laptime	pit
1	Pit Out	115.9	55.098	90.1	1:00.202			2:48.891		19	52.688	129.5	52.113	86.9	58.352		150.2	2:43.153	
2	14:48.482	116.6	52.860	86.1	59.316		150.6	16:40.658		20	52.137	130.9	51.672	91.6	58.057		150.2	2:41.866	
3	53.157	125.0	53.153	90.5	58.450		152.8	2:44.760		21	51.900	131.4	51.870	90.1	57.589		150.8	2:41.359	
4	52.764	127.4	52.743	87.2	58.628		153.4	2:44.135		22	51.729	130.9	51.528	93.6	58.219		153.2	2:41.476	
5	52.862	126.6	52.330	85.6	58.450		153.8	2:43.642		23	51.832	130.1	52.165	94.4	57.865		151.3	2:41.862	
6	52.396	127.8	53.077	88.9	58.047		153.8	2:43.520		24	54.321	129.8	51.842	88.0	Pit In		150.8	2:52.639	
7	52.684	127.2	52.595	84.9	59.168		153.0	2:44.447		25	Pit Out	130.6	52.000	83.0	58.200		4:47.250		
8	52.483	129.3	51.769	90.5	58.536		<u>156.1</u>	2:42.788		26	51.992	129.3	51.777	88.7	57.701		151.5	2:41.470	
9	52.593	126.3	53.076	90.2	58.498		154.1	2:44.167		27	51.540	131.1	51.744	94.3	57.915		150.4	2:41.199	
10	1:06.763	89.3	1:02.938	82.1	Pit In		107.9	3:25.124		28	51.724	131.2	54.161	87.9	57.536		150.2	2:43.421	
11	Pit Out	129.8	52.268	95.4	58.066			16:12.027		29	51.451	129.8	51.652	94.7	<u>57.201</u>		155.6	<u>2:40.304</u>	
12	51.502	131.1	51.423	103.7	57.839		154.1	2:40.764		30	<u>51.123</u>	131.4	51.485	95.2	57.548		154.9	2:40.156 D	
13	51.349	132.0	<u>51.111</u>	<u>107.4</u>	58.499		154.1	2:40.959		31	51.333	132.2	52.345	95.0	58.109		154.9	2:41.787	
14	51.797	131.2	52.040	91.7	58.095		152.8	2:41.932		32	51.819	<u>132.8</u>	51.689	95.8	57.516		151.5	2:41.024	
15	51.866	131.4	53.134	90.5	57.549		152.3	2:42.549		33	51.365	130.9	51.536	94.7	57.737		154.5	2:40.638	
16	51.541	132.0	51.784	92.9	57.965		153.6	2:41.290		34	51.506	131.5	52.453	84.4	58.238		153.2	2:42.197	
17	52.036	129.5	52.472	92.4	Pit In		151.3	2:51.489		35	51.991	130.8	52.122	84.3	Pit In		151.9	8:05.981	
18	Pit Out	125.7	52.899	85.9	59.258			5:57.597		36									

54 Costa-Costa-Costa										Citroen C1									
lap	Sect-1	Speed	Sect-2	Speed	Sect-3	Speed	TopSpeed	laptime	pit	lap	Sect-1	Speed	Sect-2	Speed	Sect-3	Speed	Topspeed	laptime	pit
1	Pit Out	61.2	1:10.082	57.7	1:06.640			3:26.738		20	49.993	127.5	51.332	87.2	56.434		161.2	2:37.759	
2	1:04.840	76.8	1:07.051	60.8	1:08.954		147.1	3:20.845		21	50.015	135.2	50.731	83.3	56.225		159.8	2:36.971	
3	12:07.570	128.0	53.228	92.1	56.911			13:57.709		22	50.271	135.8	1:00.832	55.2	Pit In		156.1	3:06.184	
4	50.068	132.0	50.511	87.7	56.486		158.4	2:37.065 D		23	Pit Out	111.5	1:01.629	58.0	1:02.925		8:13.739		
5	51.639	130.6	50.928	88.0	56.319		160.2	2:38.886		24	50.804	132.7	50.707	92.0	56.763		154.5	2:38.274	
6	50.633	122.9	51.104	84.0	56.417		160.5	2:38.154		25	57.863	92.4	50.651	95.7	56.503		154.9	2:45.017	
7	50.253	133.2	50.612	90.9	58.594		<u>161.9</u>	2:39.459		26	50.803	134.5	52.147	86.4	1:12.186		154.5	2:55.136	
8	<u>49.784</u>	135.5	1:00.033	93.3	57.045		<u>161.9</u>	2:46.862		27	1:04.886	99.0	51.894	93.0	57.206		105.7	2:53.986	
9	49.994	135.3	50.400	89.6	56.384		157.2	2:36.778 D		28	50.538	<u>136.2</u>	<u>50.263</u>	<u>109.9</u>	57.113		153.2	2:37.914	
10	49.815	135.3	50.489	91.1	Pit In		158.8	2:45.532		29	50.032	135.8	50.322	91.4	56.511		159.8	<u>2:36.865</u>	
11	Pit Out	124.1	51.138	87.2	56.610			11:18.363		30	50.390	135.0	50.313	95.2	56.869		155.2	2:37.572	
12	50.367	134.2	50.920	83.9	57.578		158.4	2:38.865		31	58.831	92.6	58.044	90.5	Pit In		141.5	3:03.540	
13	50.444	135.0	50.808	80.6	56.435		156.1	2:37.687 D		32	Pit Out	41.8	1:02.045	88.3	56.619		5:44.497		
14	50.421	133.7	50.837	82.9	<u>56.161</u>		158.6	2:37.419		33	1:01.912	67.9	58.537	91.6	56.358		154.7	2:56.807	
15	51.543	129.8	51.001	88.7	56.580		159.1	2:39.124		34	50.335	129.5	51.822	88.4	56.958		157.0	2:39.115	
16	50.405	134.8	50.618	80.6	56.431		156.1	2:37.454		35	50.567	132.4	50.814	92.7	56.451		158.6	2:37.832	
17	50.239	134.0	57.779	85.3	1:09.860		155.4	2:57.878		36	50.076	134.7	50.454	90.4	56.611		156.5	2:37.141	
18	50.252	128.4	51.764	87.1	56.542		161.0	2:38.558		37	50.044	134.2	50.519	94.8	56.572		156.1	2:37.135	
19	49.976	126.5	51.036	78.4	56.630		161.0	2:37.642		38									

60 Silva-Tavares-Monteiro										Citroen C1									
lap	Sect-1	Speed	Sect-2	Speed	Sect-3	Speed	TopSpeed	laptime	pit	lap	Sect-1	Speed	Sect-2	Speed	Sect-3	Speed	Topspeed	laptime	pit
1	Pit Out	120.4	52.242	92.2	57.416			2:36.112		19	51.022	132.8	50.467	100.5	57.316		153.4	2:38.805	
2	13:06.059	130.1	51.504	90.5	57.455		154.3	14:55.018		20	50.563	133.5	50.641	98.4	57.657		154.3	2:38.861	
3	51.274	129.7	50.920	90.0	56.900		150.8	2:39.094		21	50.893	131.5	50.869	100.5	57.395		157.0	2:39.157	
4	50.740	133.2	51.203	92.5	56.939		153.2	2:38.882		22	51.055	132.5	50.590	<u>103.3</u>	Pit In		153.0	2:46.738	
5	50.664	133.3	50.871	89.5	56.874		153.2	2:38.409		23	Pit Out	67.0	57.887	90.5	57.106		5:58.234		
6	50.706	132.7	50.492	87.6	Pit In		154.5	2:45.408		24	50.647	132.5	51.134	88.9	56.947		150.0	2:38.728	
7	Pit Out	131.7	50.911	85.4	Pit In			10:44.742		25	50.621	133.0	50.669	92.1	56.753		152.5	2:38.043	
8	Pit Out	118.2	50.738	92.5	57.013			3:50.814		26	50.549	134.3	50.870	88.5	57.014		153.8	2:38.433	
9	50.446	134.2	50.635	93.1	56.895		<u>158.8</u>	2:37.976 D		27	50.574	134.5	50.377	93.3	Pit In		153.8	2:45.570	
10	50.263	134.2	<u>50.249</u>	98.5	57.403		154.1	2:37.915		28	Pit Out	132.2	51.205	89.3	56.980		3:03.421		
11	51.822	<u>135.2</u>	51.691	94.7	56.934		154.1	2:40.447		29	51.285	132.2	50.458	102.8	57.330		150.4	2:39.073	
12	50.267	134.5	50.512	90.7	57.725		152.8	2:38.504		30	51.040	132.8	51.081	83.6	57.018		150.4	2:39.139	
13	50.362	133.0	50.532	88.4	56.959		152.8	2:37.853		31	50.526	134.3	50.543	92.2	56.834		153.2	2:37.903	
14	50.739	133.2	50.488	90.0	<u>56.465</u>		152.1	<u>2:37.692</u>		32	50.972	132.5	50.744	92.6	56.798		151.5	2:38.514	
15	<u>50.201</u>	134.2	50.543	92.2	Pit In		155.4	2:46.426		33	50.501	133.5	50.583	93.8	Pit In		151.3	2:43.890	
16	Pit Out	130.8	51.318	91.8	57.594			7:50.191		34	Pit Out	131.5	50.901	90.2	57.305		4:52.398		
17	51.116	132.7	51.104	96.2	57.474		154.1	2:39.694		35	50.821	132.8	50.899	88.3	56.875		150.2	2:38.595	



## C1 EURO CUP

### Autódromo Internacional do Algarve

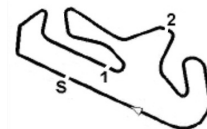
**Troféu C1 Learn & Drive**
**19 - 22 August 2021**
**Laps and Sector Times - QUALIFYING**
**Autodromo Internacional Algarve - 4652 mtr.**

18	50.837	133.3	50.501	94.6	57.588	153.4	2:38.926	36	50.503	132.7	50.798	87.5	56.858	152.1	2:38.159
----	--------	-------	--------	------	--------	-------	----------	----	--------	-------	--------	------	--------	-------	----------

66 Almeida-Ferreira-Areal-Areal-Areal-Teixeira-Lopes									Citroen C1										
lap	Sect-1	Speed	Sect-2	Speed	Sect-3	Speed	TopSpeed	laptime	pit	lap	Sect-1	Speed	Sect-2	Speed	Sect-3	Speed	Topspeed	laptime	pit
1	Pit Out	108.4	54.639	97.5	59.402			2:46.977		20	50.953	131.4	50.950	92.3	Pit In		155.6	2:47.393	
2	13:05.129	121.3	52.349	85.0	57.924		151.3	14:55.402		21	Pit Out	113.8	58.793	101.5	1:07.654		152.5	5:41.484	
3	51.445	129.0	52.445	89.8	57.376		154.7	2:41.266		22	50.957	134.7	51.367	90.5	57.035		152.5	2:39.359	
4	50.753	132.5	51.062	82.8	56.981		157.0	2:38.796		23	50.320	132.5	50.816	90.3	56.777		159.5	2:37.913	
5	51.443	130.0	51.217	87.7	56.549		<u>162.2</u>	2:39.209		24	50.818	135.3	51.041	93.4	57.358		154.5	2:39.217	
6	51.250	131.7	51.344	95.2	56.936		157.9	2:39.530		25	51.558	132.4	52.509	92.9	56.917		153.8	2:40.984	
7	52.563	133.2	51.269	93.4	Pit In		159.3	2:47.286		26	50.424	134.8	50.831	87.8	56.600		157.7	2:37.855	
8	Pit Out	107.6	58.525	78.2	1:02.244		140.0	4:40.664		27	51.458	132.8	51.116	77.8	Pit In		151.5	2:48.810	
9	57.963	120.0	54.106	95.0	1:00.576		141.0	2:52.645		28	Pit Out	128.6	51.032	90.7	1:00.831		151.5	4:35.329	
10	1:15.178	72.8	1:10.416	72.6	Pit In		89.6	3:52.510		29	50.861	128.1	50.369	95.5	56.335		155.8	2:37.565	
11	Pit Out	119.9	54.200	90.7	1:00.163			4:04.424		30	50.816	132.8	50.356	96.7	56.851		153.4	2:38.023	
12	54.055	113.3	55.577	92.2	59.182		150.8	2:48.814		31	50.680	132.5	50.490	93.6	56.454		153.8	2:37.624	
13	53.235	121.8	52.743	91.8	59.795		153.6	2:45.773		32	51.005	130.3	<u>50.284</u>	100.0	56.517		153.2	2:37.806	
14	52.879	124.7	53.069	96.4	Pit In		152.5	2:54.880		33	50.454	128.3	50.996	94.2	57.514		154.1	2:38.964	
15	Pit Out	131.4	51.998	91.9	58.565			4:29.663		34	50.741	132.7	50.449	<u>102.9</u>	Pit In		157.2	2:44.979	
16	51.990	123.4	52.212	89.3	57.747		151.7	2:41.949		35	Pit Out	91.4	51.098	87.5	56.625		154.5	4:29.632	
17	51.776	128.7	51.885	89.7	57.848		152.8	2:41.509		36	50.497	135.3	50.450	90.9	57.391		154.5	2:38.338	
18	51.212	130.9	51.211	96.9	57.135		153.0	2:39.558		37	50.562	135.0	50.741	88.5	56.548		154.1	2:37.851	
19	51.157	129.8	53.579	93.4	57.060		152.3	2:41.796		38	<u>50.237</u>	<u>135.5</u>	50.525	90.5	<u>56.300</u>		154.7	<u>2:37.062</u>	

81 Falcão-Falcão-Maia-Maia									Citroen C1										
lap	Sect-1	Speed	Sect-2	Speed	Sect-3	Speed	TopSpeed	laptime	pit	lap	Sect-1	Speed	Sect-2	Speed	Sect-3	Speed	Topspeed	laptime	pit
1	Pit Out	110.3	54.972	88.9	59.561			2:49.574		21	50.716	129.3	50.607	92.9	56.137		156.1	2:37.460	
2	13:52.722	122.7	51.137	89.0	56.484		150.2	15:40.343		22	50.637	132.8	50.639	93.8	56.048		154.3	2:37.324	
3	50.588	128.6	50.601	89.5	56.433		156.1	2:37.622	D	23	50.198	132.5	50.390	88.3	56.008		155.6	2:36.596	
4	50.278	131.9	50.882	100.0	56.679		159.8	2:37.839		24	49.890	133.3	50.424	91.5	56.300		157.2	2:36.614	
5	52.407	125.3	50.947	88.1	56.862		157.4	2:40.216		25	50.456	133.5	50.295	86.7	<u>55.993</u>		154.7	2:36.744	
6	49.906	132.7	50.656	91.5	56.373		<u>163.9</u>	2:36.935		26	50.339	133.0	54.514	87.0	56.712		154.1	2:41.565	
7	50.384	132.0	50.412	95.5	56.468		160.7	2:37.264		27	49.998	134.7	50.200	92.4	56.344		157.9	<u>2:36.542</u>	
8	50.561	133.7	50.367	90.2	56.016		155.6	2:36.944		28	57.130	67.8	1:04.123	91.8	57.024		154.5	2:58.277	
9	50.572	134.3	50.367	87.0	56.425		156.1	2:37.364		29	49.866	133.8	50.446	88.5	56.515		157.0	2:36.827	
10	50.551	133.5	50.219	96.1	Pit In		154.9	2:54.161		30	<u>49.859</u>	133.3	50.692	89.8	56.258		158.1	2:36.809	
11	Pit Out	119.2	51.517	88.2	56.857			4:55.698		31	1:02.167	72.0	59.367	98.5	Pit In		153.6	3:04.843	
12	50.806	132.5	50.424	92.8	56.675		158.8	2:37.905		32	Pit Out	130.1	50.954	83.2	56.687		158.1	8:35.622	
13	50.660	133.8	50.314	92.9	56.351		153.8	2:37.325		33	50.627	132.8	50.488	83.9	56.403		154.3	2:37.518	
14	50.985	128.1	50.876	85.3	56.751		154.5	2:38.612		34	50.214	134.0	50.427	87.0	56.352		155.2	2:36.993	
15	50.678	134.2	50.488	100.4	58.183		158.4	2:39.349		35	50.078	135.0	<u>50.083</u>	89.1	57.064		156.5	2:37.225	
16	50.971	<u>135.3</u>	50.253	98.7	56.628		158.4	2:37.852		36	55.962	116.0	1:00.214	70.9	1:06.890		152.5	3:03.066	
17	50.403	129.7	50.611	96.8	56.889		154.9	2:37.903		37	50.257	132.4	50.414	87.1	56.437		157.4	2:37.108	
18	51.116	132.7	50.236	95.3	56.786		154.7	2:38.138		38	50.778	134.7	50.333	91.5	1:02.448		154.7	2:43.559	
19	50.581	134.2	50.574	95.2	Pit In		154.7	2:43.424		39	50.116	133.3	50.255	<u>101.0</u>	57.398		156.5	2:37.769	
20	Pit Out	123.6	50.966	92.1	56.090			6:08.976		40									

88 Alfaced-Simões-Silvestre-Simões									Citroen C1										
lap	Sect-1	Speed	Sect-2	Speed	Sect-3	Speed	TopSpeed	laptime	pit	lap	Sect-1	Speed	Sect-2	Speed	Sect-3	Speed	Topspeed	laptime	pit
1	Pit Out	110.8	54.897	85.4	59.176			2:47.377		18	51.171	131.4	51.010	91.2	57.037		152.5	2:39.218	
2	14:04.957	113.3	56.459	55.0	1:03.794		0.1	16:05.210		19	51.177	132.2	51.348	85.4	1:05.682		151.9	2:48.207	
3	51.152	122.4	50.874	99.3	57.226		<u>158.4</u>	2:39.252		20	50.812	132.2	50.942	96.4	56.360		153.4	2:38.114	
4	50.585	131.4	51.216	70.3	1:11.027		153.0	2:52.828		21	50.346	134.0	51.913	83.9	56.369		155.8	2:38.628	
5	50.662	130.8	50.920	96.3	56.974		154.1	2:38.556		22	50.565	129.8	53.025	93.2	56.912		156.5	2:40.502	
6	52.500	119.2	52.820	95.6	Pit In		150.6	2:49.680		23	50.744	131.9	50.628	89.8	Pit In		152.5	7:20.539	
7	Pit Out	125.3	50.880	<u>108.5</u>	57.293			6:24.501		24	Pit Out	132.5	50.637	99.3	57.521		152.5	9:32.856	
8	50.725	130.1	50.985	94.7	56.744		152.5	2:38.454		25	50.983	130.6	50.648	92.5	57.335		155.6	2:38.966	
9	1:11.883	69.8	1:09.874	64.5	1:20.190		108.1	3:41.947		26	51.142	118.3	51.391	93.9	57.342		154.3	2:39.875	
10	58.210	97.9	53.098	93.8	57.026		129.2	2:48.334		27	52.096	129.2	50.960	90.2	56.828		153.8	2:39.884	
11	50.368	133.0	51.235	96.8	<u>56.064</u>		153.8	2:37.667		28	50.980	133.0	51.093	97.2	57.231		153.4	2:39.304	
12	50.167	132.8	50.583	95.1	56.930		156.1	2:37.680		29	52.616	125.7	51.002	92.1	Pit In		153.6	2:50.732	
13	<u>49.869</u>	<u>135.7</u>	50.837	101.0	56.371		157.4	2:37.077		30	Pit Out	94.6	54.135	91.8	56.336		156.7	5:56.843	
14	50.627	132.8	50.422	96.3	Pit In		153.6	2:44.267		31	50.140	131.1	<u>50.283</u>	102.7	56.553		156.7	<u>2:36.976</u>	
15	Pit Out	126.5	50.946	85.8	56.888			7:51.753		32	50.506	132.2	55.352	96.6	56.806		157.4	2:42.664	
16	51.266	130.3	51.067	96.9	56.732		151.7	2:39.065		33	50.312	134.0	50.800	96.9	57.192		155.2	2:38.304	
17	50.775	133.0	50.651	88.4	56.692		153.6	2:38.118		34	50.405	133.5	50.410	103.5	57.097		155.6	2:37.912	



## C1 EURO CUP

### Autódromo Internacional do Algarve

Troféu C1 Learn & Drive

19 - 22 August 2021

Laps and Sector Times - QUALIFYING

Autodromo Internacional Algarve - 4652 mtr.

99 Azevedo-Pedro Vintém-Fernandes										Citroen C1									
lap	Sect-1	Speed	Sect-2	Speed	Sect-3	Speed	TopSpeed	laptime	pit	lap	Sect-1	Speed	Sect-2	Speed	Sect-3	Speed	Topspeed	laptime	pit
1	Pit Out	83.7	57.467	84.0	58.527			2:51.710		21	52.078	128.4	52.383	83.7	Pit In		154.7	2:55.619	
2	51.457	128.7	51.083	<u>96.9</u>	57.203		153.2	2:39.743		22	Pit Out	128.1	51.980	86.1	Pit In			6:50.356	
3	13: 23.135	121.6	50.968	93.0	56.952		156.1	15:11.055		23	Pit Out	133.0	50.888	88.2	57.232			3:34.084	
4	<u>50.553</u>	132.2	50.955	95.2	57.312		157.2	2:38.820		24	51.232	133.2	51.158	86.4	57.312		154.3	2:39.702	
5	51.260	131.5	50.909	94.1	57.094		154.7	2:39.263		25	51.473	131.5	51.236	85.8	57.451		153.4	2:40.160	
6	50.553	131.2	50.892	88.7	<u>56.782</u>		155.4	<u>2:38.227</u>		26	51.572	132.4	53.567	91.4	57.623		152.5	2:42.762	
7	51.126	131.4	50.921	91.5	56.912		154.1	2:38.959		27	51.334	132.5	51.870	89.0	57.070		153.6	2:40.274	
8	50.963	130.9	50.978	94.0	57.105		153.6	2:39.046		28	51.154	132.4	51.251	90.1	57.568		153.4	2:39.973	
9	50.818	132.2	51.036	89.6	57.034		150.4	2:38.888		29	51.616	134.5	51.258	93.4	57.374		<u>158.6</u>	2:40.248	
10	51.066	131.7	51.349	88.7	Pit In		151.5	2:45.244		30	50.917	<u>134.7</u>	50.971	92.2	56.960		157.0	2:38.848	
11	Pit Out	76.7	1:08.931	65.1	1:19.792			5:42.726		31	51.179	<u>132.8</u>	51.381	92.5	57.189		155.8	2:39.749	
12	56.520	116.4	52.711	83.5	58.811		134.3	2:48.042		32	51.131	132.8	51.306	92.9	57.752		153.4	2:40.189	
13	52.839	124.1	52.384	91.9	58.679		150.8	2:43.902		33	53.491	130.9	52.504	81.6	Pit In		152.5	2:53.370	
14	52.020	126.8	54.458	79.5	58.975		153.4	2:45.453		34	Pit Out	114.9	59.410	77.1	59.679			6:00.969	
15	52.753	129.7	52.551	91.0	59.608		153.4	2:44.912		35	50.993	134.0	<u>50.688</u>	92.2	57.019		152.5	2:38.700	
16	52.119	129.0	52.303	89.1	58.790		154.3	2:43.212		36	50.691	133.7	50.979	95.5	57.049		151.3	2:38.719	
17	54.159	129.3	52.954	82.5	58.169		151.7	2:45.282		37	50.688	132.5	50.979	93.9	57.093		153.2	2:38.760	
18	52.423	129.7	52.146	87.0	59.044		154.9	2:43.613		38	51.338	132.4	51.365	90.4	56.983		151.5	2:39.686	
19	52.125	129.8	52.110	89.3	58.628		155.4	2:42.863		39	51.031	132.8	50.780	90.8	56.827		152.3	2:38.638	
20	52.759	125.9	53.544	81.0	57.906		152.3	2:44.209		40	50.625	132.2	50.963	91.5	56.812		153.0	2:38.400	

111 Escarigo-Teixeira-Freitas										Citroen C1									
lap	Sect-1	Speed	Sect-2	Speed	Sect-3	Speed	TopSpeed	laptime	pit	lap	Sect-1	Speed	Sect-2	Speed	Sect-3	Speed	Topspeed	laptime	pit
1	Pit Out	120.4	54.408	83.9	59.130			2:43.146		21	51.135	133.3	51.064	88.7	56.626		153.0	2:38.825	
2	14: 24.445	105.8	52.399	95.7	56.909		150.4	16:13.753		22	51.484	130.9	51.211	83.7	56.537		152.8	2:39.232	
3	50.422	129.5	50.592	96.5	56.629		154.9	2:37.643		23	51.412	132.0	51.259	83.4	Pit In		151.3	2:48.302	
4	50.326	131.5	50.578	90.5	57.210		155.4	2:38.114		24	Pit Out	117.9	51.396	94.3	56.864			4:56.409	
5	58.479	79.1	53.391	88.5	57.357		154.7	2:49.227		25	50.447	133.7	50.415	88.3	56.964		155.4	2:37.826	
6	50.196	131.5	50.522	96.4	56.557		156.7	2:37.275		26	51.263	131.4	51.142	95.5	57.420		<u>159.5</u>	2:39.825	
7	50.545	128.7	51.785	88.5	Pit In		154.5	2:46.920		27	50.924	133.3	50.666	96.3	56.802		152.5	2:38.392	
8	Pit Out	103.7	52.671	93.8	57.374			6:14.417		28	50.410	133.7	50.688	92.2	56.689		153.6	2:37.787	
9	53.178	112.0	54.317	83.2	Pit In		153.0	3:04.898		29	50.867	132.2	50.684	89.3	56.519		152.8	2:38.070	
10	Pit Out	103.1	51.479	<u>103.4</u>	57.748			4:45.131		30	50.279	134.2	50.730	87.7	56.777		154.1	2:37.786	
11	51.165	127.7	51.141	99.3	57.658		157.9	2:39.964		31	50.518	134.3	50.504	96.1	Pit In		153.6	2:46.524	
12	51.455	127.2	52.005	99.4	57.234		158.4	2:40.694		32	Pit Out	102.3	51.005	96.6	57.156			5:27.223	
13	56.113	117.4	51.100	94.1	56.809		145.9	2:44.022		33	50.549	133.0	50.517	94.7	56.390		156.3	2:37.456	
14	50.915	132.2	51.049	90.9	56.357		156.1	2:38.321		34	50.371	132.5	<u>50.343</u>	98.5	56.505		151.9	2:37.219	
15	50.681	132.0	51.140	92.5	57.188		155.4	2:39.009		35	50.615	133.2	50.504	90.7	<u>56.302</u>		152.8	2:37.421	
16	50.858	132.2	51.247	87.8	56.623		154.5	2:38.728		36	50.313	133.8	50.425	95.2	56.355		152.8	2:37.093	
17	50.997	133.0	51.078	95.9	57.074		154.1	2:39.149		37	<u>50.177</u>	134.0	50.410	91.4	56.381		154.1	<u>2:36.968</u>	
18	51.460	132.5	51.143	86.3	1:01.988		152.5	2:44.591		38	50.335	<u>134.7</u>	50.568	90.5	56.585		152.8	2:37.488	
19	51.020	127.1	51.412	90.0	56.700		153.6	2:39.132		39	51.752	130.9	51.328	88.1	57.693		137.2	2:40.773	
20	50.974	133.8	50.917	84.3	56.492		154.7	2:38.383		40									

126 Pereira-Melo-Silva-Castro-Rosário										Citroen C1									
lap	Sect-1	Speed	Sect-2	Speed	Sect-3	Speed	TopSpeed	laptime	pit	lap	Sect-1	Speed	Sect-2	Speed	Sect-3	Speed	Topspeed	laptime	pit
1	Pit Out	101.8	57.703	81.5	1:01.879			2:52.912		18	53.846	122.0	52.401	94.2	Pit In		137.8	2:54.902	
2	12: 49.826	125.0	52.779	88.9	58.016		128.9	14:40.621		19	Pit Out	127.4	51.275	94.0	57.085			6:09.014	
3	53.749	127.4	51.733	94.1	57.513		150.4	2:42.995		20	51.285	132.5	50.912	95.9	57.175		152.8	2:39.372	
4	52.436	125.9	51.315	92.9	Pit In		153.2	2:47.518		21	51.373	119.1	51.089	88.1	<u>56.430</u>		152.1	2:38.892	D
5	Pit Out	131.1	51.696	86.1	57.275			5:28.258		22	<u>50.544</u>	<u>134.3</u>	50.904	90.7	56.461		<u>157.4</u>	<u>2:37.909</u>	
6	51.545	132.0	52.065	84.0	57.159		151.7	2:40.769		23	50.645	132.0	50.777	92.5	56.849		154.9	2:38.271	
7	52.118	132.4	51.596	84.2	57.181		152.3	2:40.895		24	51.556	119.6	50.877	92.2	Pit In		153.0	2:45.326	
8	52.966	131.4	51.779	80.8	Pit In		152.3	2:48.445		25	Pit Out	129.5	51.394	84.0	57.258			7:33.972	
9	Pit Out	106.4	56.423	65.2	59.394			5:37.331		26	51.423	132.8	51.097	86.2	56.921		152.1	2:39.441	
10	53.643	129.2	52.367	94.7	58.260		151.0	2:44.270		27	51.810	132.8	51.148	87.0	56.902		153.4	2:39.860	
11	53.081	131.2	51.858	94.9	58.068		153.4	2:43.007		28	51.111	132.8	<u>50.719</u>	86.5	57.122		153.4	2:38.952	
12	53.107	114.5	52.191	79.6	Pit In		151.5	2:49.423		29	50.804	133.7	51.141	82.6	56.883		153.2	2:38.828	
13	Pit Out	114.5	55.710	82.4	1:01.233			5:02.628		30	51.030	132.7	51.246	87.4	Pit In		152.3	2:56.903	
14	55.122	105.6	54.757	94.3	1:00.215		147.1	2:50.094		31	Pit Out	110.4	51.208	94.9	57.119			8:17.189	
15	53.388	111.2	53.742	94.2	59.865		147.5	2:46.995		32	52.080	132.4	51.958	90.5	57.024		<u>157.4</u>	2:41.062	
16	53.717	116.1	53.948	85.4	59.713		147.9	2:47.378		33	51.052	133.8	50.809	92.5	57.587		155.4	2:39.448	
17	54.312	107.0	53.507	<u>97.6</u>	59.192		146.9	2:47.011		34	50.818	<u>134.3</u>	51.422	90.0	57.511		154.7	2:39.751	



## C1 EUROCUP

### Autódromo Internacional do Algarve

Troféu C1 Learn &amp; Drive

19 - 22 August 2021

Laps and Sector Times - QUALIFYING

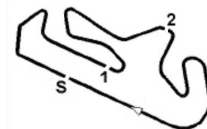
Autodromo Internacional Algarve - 4652 mtr.

188 Delgado-Oliveira -Xavier-Dias										Citroen C1									
lap	Sect-1	Speed	Sect-2	Speed	Sect-3	Speed	TopSpeed	laptime	pit	lap	Sect-1	Speed	Sect-2	Speed	Sect-3	Speed	Topspeed	laptime	pit
1	Pit Out	94.6	58.824	88.2	58.755			2: 47.712		19	Pit Out	116.0	51.835	83.9	57.603			5: 07.493	
2	12: 01.966	108.8	51.049	88.2	56.866		0.2	13: 49.881		20	50.492	130.8	50.808	91.6	56.954		157.7	2: 38.254	
3	50.308	132.4	50.500	90.7	56.371		163.1	2: 37.179		21	50.488	135.0	51.536	88.5	56.950		157.7	2: 38.974	
4	50.498	135.8	<u>49.538</u>	<u>99.6</u>	55.531		155.2	2: 35.567		22	50.497	120.0	50.626	90.2	56.366		158.4	2: 37.489	
5	<u>49.558</u>	132.5	50.153	91.6	55.798		<u>164.4</u>	2: 35.509		23	50.168	130.0	50.494	97.0	56.374		157.7	2: 37.036	
6	49.787	133.0	49.959	90.1	56.013		158.4	2: 35.759		24	49.785	135.8	51.313	95.2	56.401		161.2	2: 37.499	
7	55.351	113.1	1: 02.610	89.0	57.371		158.1	2: 55.332		25	51.608	134.0	51.439	97.1	56.399		159.1	2: 39.446	
8	49.683	132.5	49.939	92.3	55.619		158.1	<u>2: 35.241</u>		26	50.543	133.0	50.701	95.8	Pit In		156.3	2: 47.760	
9	49.875	134.3	50.247	87.4	<u>55.516</u>		158.8	2: 35.638		27	Pit Out	106.4	51.619	88.0	56.562			6: 14.809	
10	59.272	100.6	1: 01.327	85.2	Pit In		149.4	3: 15.062		28	50.375	128.3	50.352	90.1	56.242		157.7	2: 36.969	
11	Pit Out	99.5	1: 03.382	82.6	1: 00.987		9: 59.025			29	50.264	127.5	50.638	92.1	56.507		158.8	2: 37.409	
12	50.130	135.3	50.459	84.1	56.282		155.6	2: 36.871		30	50.427	130.4	50.487	98.8	56.817		158.1	2: 37.731	
13	49.720	<u>136.2</u>	50.005	92.6	56.525		157.7	2: 36.250		31	50.713	133.7	50.490	94.9	56.703		157.2	2: 37.906	
14	50.144	135.2	50.199	93.1	56.651		154.7	2: 36.994		32	50.510	132.2	51.115	78.9	56.670		156.5	2: 38.295	
15	50.306	133.3	50.157	84.2	56.215		154.7	2: 36.678		33	50.764	132.2	1: 01.385	83.9	1: 01.204		155.6	2: 53.353	
16	49.955	135.5	50.119	98.5	56.536		155.4	2: 36.610		34	50.600	130.8	50.620	95.2	56.505		155.6	2: 37.725	
17	49.862	<u>136.2</u>	50.229	92.9	56.062		155.6	2: 36.153		35	50.804	126.9	50.891	86.5	56.870		154.5	2: 38.565	
18	57.097	94.4	1: 00.643	68.6	Pit In		159.3	3: 17.099		36	1: 04.677	98.3	1: 03.930	81.9	Pit In		159.1	3: 27.798	

265 Földesi-de Groot-Bernaert										Citroen C1									
lap	Sect-1	Speed	Sect-2	Speed	Sect-3	Speed	TopSpeed	laptime	pit	lap	Sect-1	Speed	Sect-2	Speed	Sect-3	Speed	Topspeed	laptime	pit
1	Pit Out		49.882		54.435			19: 32.306		11	21: 28.152		48.761		<u>53.732</u>			23: 10.645	
2	49.991		49.003		54.411			2: 33.405	D	12	<u>48.548</u>		48.586		53.838			2: 30.972	
3	51.199		55.522		57.354			2: 44.075		13	48.665		48.070		53.889			<u>2: 30.624</u>	
4	54.501		51.897		56.784			2: 43.182		14	48.784		48.058		53.860			2: 30.702	
5	49.497		49.284		54.051			2: 32.832		15	9: 14.403		52.615		57.249			11: 04.267	
6	54.109		49.543		54.163			2: 37.815		16	52.506		51.364		56.086			2: 39.956	
7	48.677		<u>48.032</u>		54.337			2: 31.046		17	51.227		50.391		56.158			2: 37.776	
8	48.751		48.327		54.314			2: 31.392		18	50.210		51.136		55.488			2: 36.834	
9	48.905		48.514		54.226			2: 31.645		19	50.080		49.824		55.973			2: 35.877	
10	48.768		48.452		54.180			2: 31.400		20	50.288		49.762		56.278			2: 36.328	

266 de Sousa-Matos Gil-Pedro Ribeiro-Campos Costa										Citroen C1									
lap	Sect-1	Speed	Sect-2	Speed	Sect-3	Speed	TopSpeed	laptime	pit	lap	Sect-1	Speed	Sect-2	Speed	Sect-3	Speed	Topspeed	laptime	pit
1	Pit Out	112.4	51.793		58.927			2: 40.281		20	50.637	134.7	50.709	79.3	56.447		156.5	2: 37.793	
2	12: 51.940	128.0	51.471	94.2	57.244		154.3	14: 40.655		21	50.318	135.7	50.596	81.6	56.203		155.8	2: 37.117	
3	50.774	130.4	51.309	100.7	58.238		155.8	2: 40.321	D	22	50.108	135.5	51.078	84.4	56.432		159.5	2: 37.618	
4	51.155	133.5	51.186	97.1	57.581		160.2	2: 39.922		23	50.164	128.1	51.311	83.0	56.509		159.1	2: 37.984	
5	50.898	132.5	50.718	105.4	57.223		154.1	2: 38.839		24	52.445	128.6	50.867	80.7	56.748		154.5	2: 40.060	
6	50.804	130.9	50.871	100.4	Pit In		160.0	2: 47.099		25	50.947	133.7	51.079	79.6	56.673		153.8	2: 38.699	
7	Pit Out	131.1	51.161	85.1	57.981			4: 32.344		26	50.618	134.5	51.099	77.8	Pit In		154.3	2: 46.798	
8	50.725	133.3	50.709	85.0	56.454		153.8	2: 37.888		27	Pit Out	135.0	50.590	91.5	56.754			7: 01.981	
9	50.506	134.2	50.352	91.5	56.440		154.5	2: 37.298		28	50.155	133.7	50.553		57.039		157.0	2: 37.747	
10	59.516	72.5	1: 02.198	79.7	Pit In		155.4	3: 11.489		29	50.327	134.5	50.601	93.8	57.634		158.4	2: 38.562	
11	Pit Out	103.0	53.375	85.1	57.530			4: 08.173		30	50.155	135.8	50.424	88.5	56.825		159.8	2: 37.404	
12	52.836	134.8	51.474	89.8	56.818		<u>161.2</u>	2: 41.128		31	50.323	135.5	50.498	98.7	56.807		159.5	2: 37.628	
13	51.577	126.6	50.691	86.1	56.429		160.7	2: 38.697		32	50.258	135.5	50.456	97.6	56.876		158.8	2: 37.590	
14	49.876	<u>136.7</u>	50.413	90.2	56.282		159.1	2: 36.571		33	50.204	136.4	50.388	<u>106.4</u>	Pit In		155.2	2: 48.657	
15	49.848	134.0	50.343	92.5	<u>56.177</u>		159.3	<u>2: 36.368</u>		34	Pit Out	129.0	51.162	94.2	57.129			6: 17.172	
16	53.547	90.5	57.272	86.5	56.886		153.8	2: 47.705		35	50.780	131.9	50.641	94.3	56.767		153.6	2: 38.188	
17	<u>49.415</u>	133.8	<u>50.304</u>	91.3	56.180		160.2	2: 35.899	D	36	50.644	132.2	50.933	99.3	57.394		153.4	2: 38.971	
18	49.813	134.7	51.371	84.0	Pit In		157.7	2: 45.199		37	50.970	133.8	50.686	96.9	56.474		145.7	2: 38.130	
19	Pit Out	127.1	51.465	78.8	56.776			7: 49.643		38									

271 Cornelis-Baert-Bijmens										Citroen C1									
lap	Sect-1	Speed	Sect-2	Speed	Sect-3	Speed	TopSpeed	laptime	pit	lap	Sect-1	Speed	Sect-2	Speed	Sect-3	Speed	Topspeed	laptime	pit
1	Pit Out		<u>57.435</u>		1: 06.367			43: 21.857		15	49.863		49.492		54.687			2: 34.042	
2	1: 01.868		1: 00.370		56.147			2: 58.385		16	50.189		49.806		54.623			2: 34.618	
3	50.340		49.913		55.703			2: 35.956		17	50.046		49.636		54.550			2: 34.232	
4	50.172		49.379		55.170			2: 34.721		18	49.660		49.524		<u>54.411</u>			<u>2: 33.595</u>	
5	50.045		49.365		55.035			2: 34.445		19	<u>49.466</u>		49.645		54.599			2: 33.710	
6	50.265		49.582		55.242			2: 35.089		20	49.967		49.385		54.549			2: 33.901	
7	49.969		49.474		55.396			2: 34.839		21	49.717		51.161		54.957			2: 35.835	
8	49.951		49.369		55.195			2: 34.515		22	7: 44.317		55.798		59.309			9: 39.424	
9	50.098		49.657		54.505			2: 34.260		23	54.014		52.225		57.041			2: 43.280	
10	49.565		49.489		56.500			2: 35.554		24	51.879		51.555		57.042			2: 40.476	



## C1 EURO CUP

### Autódromo Internacional do Algarve

Troféu C1 Learn & Drive

19 - 22 August 2021

Laps and Sector Times - QUALIFYING

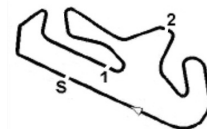
Autodromo Internacional Algarve - 4652 mtr.

11	50.446	49.723	55.058	2:35.227	25	54.801	50.781	56.256	2:41.838
12	49.516	49.432	55.067	2:34.015	26	50.662	50.028	56.456	2:37.146
13	7:28.506	50.764	56.459	9:15.729	27	50.499	56.732	59.368	2:46.599
14	50.739	50.957	56.331	2:38.027	28	50.579	50.008	56.107	2:36.694

330 Passanha-Baptista-Antunes-Gaivão										Citroen C1									
lap	Sect-1	Speed	Sect-2	Speed	Sect-3	Speed	TopSpeed	laptime	pit	lap	Sect-1	Speed	Sect-2	Speed	Sect-3	Speed	Topspeed	laptime	pit
1	Pit Out	118.7	54.041		58.627			2:45.371		21	Pit Out	127.2	51.713		1:13.066			4:10.242	
2	52.440	128.4	51.791	95.7	57.344		147.7	2:41.575		22	1:01.273	93.7	58.124		1:07.823		121.5	3:07.220	
3	13:05.396	128.0	51.915	81.7	57.722		148.8	14:55.033		23	50.644	<u>134.5</u>	50.787	92.3	56.563		154.3	2:37.994	D
4	51.899	131.7	51.000	91.9	56.926		145.0	2:39.825		24	50.393	133.2	50.792	100.0	57.549		155.2	2:38.734	
5	51.853	130.9	51.481	80.5	56.819		150.8	2:40.153		25	50.607	132.8	50.730	90.0	56.659		152.5	2:37.996	D
6	50.748	129.8	51.651	84.0	57.262		159.3	2:39.661		26	50.606	133.5	50.849	92.8	56.905		151.9	2:38.360	
7	51.588	132.5	51.629	85.1	56.659		151.7	2:39.876		27	52.139	89.2	1:13.197	70.0	Pit In		151.9	3:27.580	
8	52.023	130.8	51.115		56.906		<u>160.0</u>	2:40.044		28	Pit Out	117.5	50.735	93.5	56.503			3:24.398	
9	51.541	131.4	51.333	91.1	57.163		151.0	2:40.037		29	<u>50.153</u>	134.3	50.655		58.377		158.6	2:39.185	
10	51.165	132.8	51.259		Pit In		151.0	2:45.623		30	50.890	132.8	50.622	94.0	56.821		150.8	2:38.333	
11	Pit Out	96.7	58.093	89.6	1:02.501			4:54.803		31	51.533	128.0	51.364	96.0	Pit In		154.9	2:47.075	
12	58.790	105.5	52.085		57.462		112.7	2:48.337		32	Pit Out	132.7	50.677		56.558			6:09.054	
13	51.415	130.1	51.358	94.0	Pit In		150.8	2:50.305		33	50.618	133.0	50.845	87.0	56.408		152.5	2:37.871	
14	Pit Out	131.7	51.661		57.179			6:04.236		34	50.293	133.0	<u>50.599</u>		<u>56.356</u>		153.0	<u>2:37.248</u>	
15	51.247	132.5	50.925	89.5	56.868		152.3	2:39.040		35	50.647	133.0	50.683		Pit In		152.5	2:45.026	
16	51.550	132.4	50.928	88.3	56.713		150.2	2:39.191		36	Pit Out	100.0	51.247	84.6	1:02.043			4:56.696	
17	50.802	129.3	51.077		56.971		156.7	2:38.850		37	50.369	128.4	50.970		56.408		158.1	2:37.747	
18	50.975	132.2	50.920		56.545		155.2	2:38.440		38	50.748	133.0	51.253	81.2	57.086		152.8	2:39.087	
19	51.145	132.4	51.003	96.3	56.748		149.6	2:38.896		39	51.085	132.0	51.234		58.228		152.1	2:40.547	
20	51.195	132.4	51.151		Pit In		150.6	2:52.386		40									

352 Fernandes-Inácio-Sepúlveda-Aguiar-Viegas										Citroen C1									
lap	Sect-1	Speed	Sect-2	Speed	Sect-3	Speed	TopSpeed	laptime	pit	lap	Sect-1	Speed	Sect-2	Speed	Sect-3	Speed	Topspeed	laptime	pit
1	Pit Out	118.7	54.200	88.0	58.365			15:51.643		19	50.178	134.2	50.590	90.6	Pit In		156.1	2:42.286	
2	51.184	131.2	51.729	92.9	59.097		156.3	2:42.010		20	Pit Out	132.8	50.508	98.0	56.551			5:06.706	
3	51.526	131.4	51.983	94.7	Pit In		153.4	2:49.704		21	50.541	132.2	<u>50.226</u>	95.7	56.246		153.6	2:37.013	
4	Pit Out	125.1	52.354	86.3	58.258			4:00.688		22	50.246	134.0	50.467	99.5	56.626		155.2	2:37.339	
5	51.542	131.7	51.464	91.9	58.100		154.7	2:41.106		23	50.362	133.5	50.286	99.5	56.487		154.3	2:37.135	
6	51.653	132.4	51.665	86.5	58.073		154.1	2:41.391		24	50.562	130.6	50.592	98.4	Pit In		154.9	2:49.425	
7	51.369	130.9	52.700	89.0	58.688		154.3	2:42.757		25	Pit Out	120.7	53.289	88.4	<u>55.729</u>			6:33.035	
8	52.468	130.1	51.762	86.0	58.426		153.8	2:42.656		26	50.418	134.8	50.392	95.0	56.742		158.4	2:37.552	
9	1:00.571	77.3	1:03.001	73.2	Pit In		135.5	3:23.000		27	50.117	135.5	50.234	92.2	56.135		157.4	2:36.486	
10	Pit Out	128.0	50.905	87.4	Pit In			5:20.216		28	50.357	136.0	50.617	94.7	56.746		159.8	2:37.720	
11	Pit Out	134.0	50.670	93.5	55.942			3:53.434		29	<u>49.631</u>	<u>136.7</u>	50.368	92.5	56.113		157.0	<u>2:36.112</u>	
12	50.149	133.0	50.555	88.7	55.890		159.1	2:36.594		30	51.537	107.0	53.486	82.0	Pit In		160.5	2:52.651	
13	50.182	130.0	50.905	81.6	55.942		<u>162.9</u>	2:37.029		31	Pit Out	117.5	51.379	100.6	57.290			6:49.453	
14	50.911	132.2	50.810	90.5	Pit In		160.2	2:45.024		32	51.227	132.5	51.633	88.3	57.133		157.4	2:39.993	
15	Pit Out	127.1	51.074	84.4	57.276			6:33.823		33	50.840	131.1	51.470	96.2	57.536		155.2	2:39.846	
16	50.658	130.6	50.751	89.5	56.090		162.7	2:37.499		34	50.977	132.7	51.115	<u>101.6</u>	57.120		154.3	2:39.212	
17	50.573	134.2	50.256	94.2	56.082		154.9	2:36.911		35	51.119	133.0	51.278	98.9	57.842		156.7	2:40.239	
18	50.005	134.8	50.319	93.8	56.050		156.1	2:36.374		36									

808 Frazão-Marques-Silva-Fernandes-Zefereino-Breda										Citroen C1									
lap	Sect-1	Speed	Sect-2	Speed	Sect-3	Speed	TopSpeed	laptime	pit	lap	Sect-1	Speed	Sect-2	Speed	Sect-3	Speed	Topspeed	laptime	pit
1	Pit Out	110.4	53.750		57.945			2:42.760		18	55.094	104.9	55.370		Pit In		154.1	3:03.417	
2	51.933	129.5	51.903		58.434		156.3	2:42.270		19	Pit Out	93.0	57.334		1:09.823			6:22.993	
3	52.338	129.7	52.541		57.570		154.9	2:42.449		20	54.808	112.1	53.498		59.764		142.5	2:48.070	
4	51.625	131.2	51.977		57.985		155.4	2:41.587		21	52.063	129.7	52.382		1:00.122		153.4	2:44.567	
5	51.430	132.4	51.321		57.694		156.3	2:40.445		22	52.093	127.2	53.183		57.629		154.7	2:42.905	
6	51.828	131.9	52.315		Pit In		154.1	2:50.490		23	51.694	132.2	51.069		58.407		157.4	2:41.170	
7	Pit Out	117.6	56.443		1:00.508			8:20.242		24	51.557	129.3	52.118		Pit In		157.9	2:51.856	
8	1:03.415	76.5	56.004		58.819		128.9	2:58.238		25	Pit Out	122.2	51.995		57.514			5:20.890	
9	51.736	128.6	52.223		57.350		157.2	2:41.309		26	51.736	126.6	53.322		57.513		153.4	2:42.571	
10	51.127	131.2	51.149		58.164		157.0	2:40.440		27	51.693	127.4	51.401		57.979		153.0	2:41.073	
11	51.317	133.5	52.195		57.604		<u>158.1</u>	2:41.116		28	51.744	133.5	51.815		Pit In		153.4	2:50.277	
12	51.286	132.2	50.972		Pit In		157.9	2:48.766		29	Pit Out	132.4	51.171		56.877			6:31.624	
13	Pit Out	115.8	54.279		56.929			7:27.062		30	50.747	<u>134.5</u>	50.263		56.690		154.9	2:37.700	D
14	52.021	128.6	52.373		56.883		156.3	2:41.277		31	50.920	132.5	<u>50.044</u>		57.089		154.3	2:38.053	
15	51.544	134.0	51.762		57.094		154.5	2:40.400		32	51.123	132.0	50.068		56.781		154.7	2:37.972	
16	51.763	131.9	51.914		<u>56.588</u>		154.7	2:40.265		33	<u>50.553</u>	133.8	50.212		57.001		154.3	<u>2:37.766</u>	
17	51.881	133.3	51.508		56.647		153.6	2:40.036		34	57.596	127.2	50.296		Pit In		149.0	2:49.040	



## C1 EUROCUP

### Autódromo Internacional do Algarve

Troféu C1 Learn & Drive

19 - 22 August 2021

Laps and Sector Times - QUALIFYING

Autodromo Internacional Algarve - 4652 mtr.

911 Teixeira-Costa-Antunes-Raminhos										Citroen C1									
lap	Sect-1	Speed	Sect-2	Speed	Sect-3	Speed	TopSpeed	laptime	pit	lap	Sect-1	Speed	Sect-2	Speed	Sect-3	Speed	Topspeed	laptime	pit
1	Pit Out	128.9	51.954	90.4	57.216			2:36.972		20	50.546	129.2	50.781	96.6	<u>56.407</u>	155.6	<u>2:37.734</u>		
2	12:59.387	130.3	52.343	96.8	56.914		151.3	14:48.644		21	<u>50.369</u>	<u>134.7</u>	51.260	100.4	56.469	<u>159.3</u>	2:38.098		
3	50.975	131.4	51.449	99.9	57.058		157.2	2:39.482		22	50.818	133.3	51.459	94.6	56.511	152.3	2:38.788		
4	51.218	131.5	51.043	101.8	59.800		153.8	2:42.061		23	51.708	131.2	52.437	96.8	56.674	156.3	2:40.819		
5	50.628	132.7	50.747	99.4	56.614		154.7	2:37.989		24	50.517	131.7	51.044	99.0	Pit In	156.7	2:44.299		
6	50.694	131.9	<u>50.649</u>	100.6	57.077		158.4	2:38.420		25	Pit Out	125.1	51.481	89.6	57.217		4:39.302		
7	54.791	113.0	53.705	84.6	57.754		151.9	2:46.250		26	50.988	128.9	51.365	101.2	57.660	153.0	2:40.013		
8	50.504	131.5	50.715	99.7	56.682		153.2	2:37.901	D	27	50.787	131.1	50.771	105.9	Pit In	153.2	2:47.959		
9	51.719	122.6	51.485	95.9	Pit In		151.3	2:47.929		28	Pit Out	130.6	50.949	<u>112.7</u>	57.327		6:42.690		
10	Pit Out	104.7	56.474	81.0	1:10.683			4:25.952		29	51.285	132.2	50.959	97.6	56.741	150.6	2:38.985		
11	1:01.093	79.4	1:02.997	91.1	57.564		126.8	3:01.654		30	51.279	125.6	51.221	93.4	56.889	153.2	2:39.389		
12	52.785	104.5	52.560	82.6	57.206		149.8	2:42.551		31	50.818	133.3	51.067	94.7	57.775	153.4	2:39.660		
13	50.994	127.1	51.052	92.9	57.049		154.1	2:39.095		32	51.012	132.5	51.967	105.6	Pit In	153.2	2:46.680		
14	50.960	128.0	51.381	91.8	56.966		153.4	2:39.307		33	Pit Out	122.6	51.041	89.3	57.866		4:38.673		
15	50.708	130.0	50.976	92.3	56.876		153.2	2:38.560		34	51.124	133.3	50.735	96.2	56.463	153.2	2:38.322		
16	50.650	126.6	51.288	94.6	Pit In		153.8	2:50.069		35	50.680	132.8	51.114	95.4	58.563	152.5	2:40.357		
17	Pit Out	123.4	53.038	85.4	56.562			4:32.683		36	1:00.633	94.7	56.674	82.3	Pit In	151.5	3:06.808		
18	51.220	121.6	51.514	98.8	56.678		154.7	2:39.412		37	Pit Out	130.3	50.848	97.8	56.868		4:42.009		
19	50.409	126.9	51.586	95.1	56.455		155.8	2:38.450		38	51.052	131.4	51.023	95.0	56.812	153.0	2:38.887		

997 Manahu-Manahu-Castro										Citroen C1									
lap	Sect-1	Speed	Sect-2	Speed	Sect-3	Speed	TopSpeed	laptime	pit	lap	Sect-1	Speed	Sect-2	Speed	Sect-3	Speed	Topspeed	laptime	pit
1	Pit Out	119.9	52.856		59.094			2:42.106		20	50.214	136.4	50.294	86.7	56.028	158.4	2:36.536		
2	13:24.807	132.2	51.012	90.4	56.643		153.0	15:12.462		21	50.099	135.8	50.644	86.0	56.293	161.2	2:37.036		
3	50.140	133.8	50.079		56.274		159.1	2:36.493		22	50.322	136.2	50.558	79.5	56.230	158.4	2:37.110		
4	50.693	134.2	50.256		56.202		<u>163.1</u>	2:37.151		23	50.061	135.0	50.428	81.4	Pit In	158.8	2:42.831		
5	51.253	134.3	50.766	99.1	56.504		161.4	2:38.523		24	Pit Out	136.0	50.235	93.3	56.589		4:45.270		
6	50.484	134.8	50.509		56.465		157.2	2:37.458		25	53.261	130.3	51.453		56.866	155.8	2:41.580		
7	50.973	134.7	50.677		Pit In		158.4	2:44.776		26	50.688	135.5	50.518	91.0	56.267	155.4	2:37.473		
8	Pit Out	133.5	50.223		56.660			5:17.756		27	51.037	131.1	51.026	80.7	<u>55.764</u>	155.2	2:37.827		
9	50.210	135.3	50.206	95.7	56.483		155.8	2:36.899		28	50.353	135.7	50.418	96.6	56.618	158.4	2:37.389		
10	53.728	120.3	54.177		Pit In		155.2	3:06.110		29	50.462	135.7	50.273	92.2	56.320	155.6	2:37.055		
11	Pit Out	119.5	50.869		56.617			3:06.496		30	50.304	135.7	50.548	92.2	56.212	156.3	2:37.064		
12	50.238	135.5	49.970	<u>100.2</u>	56.371		156.5	2:36.579		31	50.269	136.5	50.306		56.281	155.8	2:36.856		
13	49.964	135.3	50.107		Pit In		158.6	2:48.669		32	51.442	135.7	50.787		56.253	156.3	2:38.482		
14	Pit Out	131.4	51.079	90.5	57.670			10:34.124		33	50.626	135.7	50.953	96.5	Pit In	155.8	2:45.762		
15	50.207	135.8	50.299	88.3	56.598		156.3	2:37.104		34	Pit Out	134.2	50.267		56.556		4:15.628		
16	50.630	136.2	50.472	89.5	56.473		160.7	2:37.575		35	49.780	136.2	50.091	98.5	56.322	160.0	2:36.193		
17	51.136	135.7	50.861	89.1	56.269		155.4	2:38.266		36	<u>49.722</u>	<u>136.7</u>	<u>49.747</u>		56.114	159.5	<u>2:35.583</u>		
18	56.580	106.0	1:03.129	89.0	59.612		129.2	2:59.321		37	54.418	102.2	54.037	95.6	58.655	162.7	2:47.110		
19	50.440	136.0	50.131	93.9	56.401		157.9	2:36.972		38	49.903	136.4	50.022		55.937	157.9	2:35.862		