

## Algarve Super Racing Series

### Autódromo Internacional do Algarve

HISTORIC ENDURANCE

7 - 9 May 2021

Laps and Sector Times - RACE 2

Autodromo Internacional Algarve - 4652 mtr.

12 François Guerin										Porsche 356									
lap	Sect-1	Speed	Sect-2	Speed	Sect-3	Speed	TopSpeed	laptime	pit	lap	Sect-1	Speed	Sect-2	Speed	Sect-3	Speed	Topspeed	laptime	pit
1	57.491	121.6	51.747	<u>92.4</u>	<u>56.579</u>		138.8	2:45.817		7	55.499	118.6	57.735	82.7	1:01.514		132.4	2:54.748	
2	<u>49.360</u>	118.6	51.167	81.5	59.270		<u>165.9</u>	<u>2:39.797</u>		8	55.962	113.2	57.619	61.0	Pit In		134.5	3:05.030	
3	51.805	<u>125.6</u>	<u>50.418</u>	92.2	1:00.152		161.7	2:42.375		9	Pit Out	104.9	54.761	82.8	1:05.693			4:39.136	
4	54.170	107.7	53.315	86.0	59.165		136.7	2:46.650		10	57.695	119.6	55.295	71.1	1:04.508		134.7	2:57.498	
5	56.241	95.1	54.998	83.5	1:00.978		138.6	2:52.217		11	55.894	114.9	55.418	66.1	Pit In		134.3	3:04.403	
6	54.983	119.7	58.677	68.3	1:02.524		138.8	2:56.184		12									

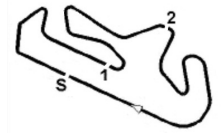
23 Vincent Tourneur										Porsche 911 SWB									
lap	Sect-1	Speed	Sect-2	Speed	Sect-3	Speed	TopSpeed	laptime	pit	lap	Sect-1	Speed	Sect-2	Speed	Sect-3	Speed	Topspeed	laptime	pit
1		120.9	49.950	<u>98.0</u>	56.868		135.8	2:46.385		11	50.333	122.0	49.721	84.5	56.490		178.8	2:36.544	
2	50.030	121.6	51.160	80.1	58.163		175.6	2:39.353		12	<u>48.579</u>	<u>133.2</u>	49.847	83.6	56.515		186.2	2:34.941	
3	50.948	125.6	49.097	89.0	<u>55.216</u>		176.5	2:35.261		13	49.401	124.0	<u>48.484</u>	88.2	57.748		<u>189.1</u>	2:35.633	
4	48.846	127.1	49.282	86.0	55.666		180.0	<u>2:33.794</u>		14	48.784	133.0	49.848	81.0	56.440		186.2	2:35.072	
5	48.665	120.5	48.944	90.2	56.263		187.8	2:33.872		15	50.777	116.1	50.886	90.8	58.758		180.0	2:40.421	
6	48.696	120.1	48.685	90.3	56.526		186.5	2:33.907		16	51.239	120.1	50.820	85.7	57.400		178.8	2:39.459	
7	48.758	129.5	49.103	85.4	56.174		183.1	2:34.035		17	50.274	119.6	49.735	88.8	57.685		179.4	2:37.694	
8	49.345	119.1	49.525	88.7	55.979		180.3	2:34.849		18	50.451	114.9	49.715	85.3	56.528		177.9	2:36.694	
9	49.523	112.1	49.949	83.1	Pit In		181.5	2:42.807		19	49.553	117.4	48.997	88.3	56.017		177.9	2:34.567	
10	Pit Out	123.4	49.046	89.1	57.244			4:23.103		20									

33 S. Coutinho-Pereira										BMW 2800 CS									
lap	Sect-1	Speed	Sect-2	Speed	Sect-3	Speed	TopSpeed	laptime	pit	lap	Sect-1	Speed	Sect-2	Speed	Sect-3	Speed	Topspeed	laptime	pit
1		133.5	43.593	87.0	48.151		157.0	2:16.242		3	<u>41.269</u>	<u>145.4</u>	42.098	98.8	48.077		<u>202.2</u>	2:11.444	
2	41.695	141.7	<u>41.704</u>	<u>100.7</u>	<u>47.384</u>		199.6	<u>2:10.783</u>		4	41.727	134.2	42.664	97.6	Pit In		196.7	2:24.740	

41 Manuel Ferrão										Lotus Elan 26R									
lap	Sect-1	Speed	Sect-2	Speed	Sect-3	Speed	TopSpeed	laptime	pit	lap	Sect-1	Speed	Sect-2	Speed	Sect-3	Speed	Topspeed	laptime	pit
1	53.531	105.5	49.800	85.4	55.140		149.0	2:38.471		12	44.142	133.5	45.706	89.6	53.455		<u>203.8</u>	2:23.303	
2	47.872	113.9	47.267	84.8	52.769		178.8	2:27.908		13	45.775	135.2	46.020	89.8	52.794		191.5	2:24.589	
3	45.370	120.1	47.507	87.0	54.028		189.8	2:26.905		14	45.477	129.0	45.594	95.5	52.889		195.3	2:23.960	
4	46.197	128.4	47.036	86.1	53.401		189.5	2:26.634		15	45.533	122.4	47.169	86.3	52.649		191.8	2:25.351	
5	46.025	128.0	46.962	87.4	52.097		187.5	2:25.084		16	46.589	123.7	46.527	88.2	53.152		167.2	2:26.268	
6	45.182	131.7	46.204	92.3	51.914		195.7	2:23.300		17	46.273	128.3	<u>44.872</u>	<u>97.5</u>	51.994		190.5	2:23.139	
7	45.578	118.2	46.449	86.8	52.804		184.9	2:24.831		18	45.089	123.7	45.537	87.8	51.112		188.2	2:21.738	
8	47.079	121.8	47.237	85.8	53.248		179.1	2:27.564		19	44.555	123.1	46.709	87.4	<u>50.936</u>		195.7	2:22.200	
9	46.242	139.0	47.175	89.0	53.779		186.9	2:27.196		20	<u>1:22.796</u>	<u>145.0</u>	45.287	87.8	51.185		141.2	2:59.268	
10	46.710	132.7	46.627	85.4	Pit In		170.3	2:38.795		21	<u>43.943</u>	136.2	45.875	86.5	51.807		184.6	<u>2:21.625</u>	
11	Pit Out	<u>149.8</u>	45.256	90.2	52.266			3:58.662		22									

42 Neurrisse-Rouchaud										Shelby Cobra Daytona									
lap	Sect-1	Speed	Sect-2	Speed	Sect-3	Speed	TopSpeed	laptime	pit	lap	Sect-1	Speed	Sect-2	Speed	Sect-3	Speed	Topspeed	laptime	pit
1		120.3	45.741	93.9	<u>51.946</u>		154.1	2:26.617		2									

48 Ferreira-Carvalho										Ford Escort RS1600									
lap	Sect-1	Speed	Sect-2	Speed	Sect-3	Speed	TopSpeed	laptime	pit	lap	Sect-1	Speed	Sect-2	Speed	Sect-3	Speed	Topspeed	laptime	pit
1	49.204	122.0	44.508	95.6	51.244		181.5	2:24.956		13	43.263	147.7	41.712	94.8	47.944		198.5	2:12.919	
2	44.062	135.3	43.280	87.9	48.870		203.0	2:16.212		14	41.583	145.0	41.606	95.6	48.132		201.1	2:11.321	
3	42.794	129.2	42.792	86.7	49.361		199.6	2:14.947		15	41.130	134.3	42.252	93.1	<u>47.515</u>		206.5	2:10.897	
4	43.477	140.3	42.712	82.8	49.582		197.1	2:15.771		16	41.196	149.8	42.275	97.0	47.921		206.1	2:11.392	
5	43.185	130.0	42.937	89.0	49.126		198.5	2:15.248		17	41.494	147.3	41.036	<u>102.0</u>	47.762		195.3	2:10.292	
6	42.968	129.7	42.755	86.3	49.058		194.9	2:14.781		18	40.985	146.7	41.134	88.2	47.541		206.9	2:09.660	
7	43.478	125.9	42.958	84.5	49.493		200.4	2:15.929		19	41.240	147.1	41.379	90.8	48.032		207.3	2:10.651	
8	42.558	130.0	42.459	86.3	49.055		198.2	2:14.072		20	41.696	144.0	<u>40.564</u>	96.5	47.751		197.1	2:10.011	
9	43.255	130.4	42.812	86.1	Pit In		198.9	2:22.985		21	41.927	144.8	40.807	90.8	47.920		204.2	2:10.654	
10	Pit Out	141.9	42.005	94.2	48.135			3:45.229		22	41.033	149.8	41.545	92.1	47.525		<u>208.1</u>	2:10.103	
11	41.506	146.3	41.830	95.4	47.655		206.1	2:10.991		23	<u>40.681</u>	<u>152.5</u>	41.100	89.4	47.753		207.3	<u>2:09.534</u>	
12	41.285	141.7	41.210	101.1	48.202		200.7	2:10.697		24									



## Algarve Super Racing Series

Autódromo Internacional do Algarve

### HISTORIC ENDURANCE

7 - 9 May 2021

Laps and Sector Times - RACE 2

Autodromo Internacional Algarve - 4652 mtr.

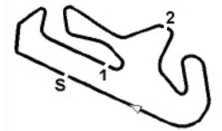
49 Joaquim Soares									Lotus Elan										
lap	Sect-1	Speed	Sect-2	Speed	Sect-3	Speed	TopSpeed	laptime	pit	lap	Sect-1	Speed	Sect-2	Speed	Sect-3	Speed	Topspeed	laptime	pit
1	49.978	119.9	47.277	89.8	51.361		178.2	2:28.616		12	42.580	131.1	42.847	96.0	49.695		201.1	2:15.122	
2	44.832	117.0	44.943	89.3	50.852		196.7	2:20.627		13	43.228	134.7	43.725	95.9	50.799		197.8	2:17.752	
3	43.769	124.3	45.110	79.2	51.296		<u>205.3</u>	2:20.175		14	42.437	134.7	45.726	80.2	53.771		203.4	2:21.934	
4	44.418	124.4	44.386	85.9	50.672		194.9	2:19.476		15	43.721	125.9	44.906	87.2	50.704		185.9	2:19.331	
5	43.167	129.7	44.320	88.5	50.111		199.6	2:17.598		16	43.740	132.0	43.224	83.5	50.405		194.6	2:17.369	
6	44.648	128.4	42.683	88.9	51.006		193.5	2:18.337		17	43.043	134.8	44.402	91.3	50.744		194.9	2:18.189	
7	43.588	135.3	43.501	91.9	50.064		195.3	2:17.153		18	44.512	<u>138.6</u>	42.414	94.7	50.282		187.2	2:17.208	
8	42.494	133.2	42.400	93.8	51.714		204.5	2:16.608		19	43.188	137.1	44.773	85.5	50.023		203.8	2:17.984	
9	43.574	137.2	42.644	90.5	50.081		185.2	2:16.299		20	42.615	137.6	43.924	91.8	50.416		202.6	2:16.955	
10	43.747	130.4	43.884	92.6	Pit In		181.2	2:28.312		21	42.806	136.2	42.978	101.3	49.371		195.3	2:15.155	
11	Pit Out	126.9	<u>42.361</u>	<u>102.3</u>	50.111			3:50.873		22	<u>42.378</u>	130.6	42.669	97.8	<u>49.190</u>		204.9	<u>2:14.237</u>	

51 Santos-Petiz									Alfa Romeo GTAm										
lap	Sect-1	Speed	Sect-2	Speed	Sect-3	Speed	TopSpeed	laptime	pit	lap	Sect-1	Speed	Sect-2	Speed	Sect-3	Speed	Topspeed	laptime	pit
1		118.9	48.059	82.6	51.715		154.3	2:31.507		12	45.667	129.3	45.038	94.3	51.463		<u>190.5</u>	2:22.168	
2	45.670	122.3	46.736	92.5	51.428		185.9	2:23.834		13	45.465	127.8	45.949	87.7	50.729		183.4	2:22.143	
3	45.253	134.5	46.226	91.7	52.313		186.2	2:23.792		14	<u>44.603</u>	145.2	44.586	91.0	Pit In		186.5	2:26.249	
4	45.224	125.7	45.284	99.4	51.238		180.6	2:21.746		15	Pit Out	132.0	45.861	93.4	51.826			2:41.257	
5	45.081	126.6	46.348	96.5	51.249		189.5	2:22.678		16	45.043	130.4	45.188	84.4	50.400		185.6	2:20.631	
6	46.189	118.3	46.002	96.6	50.880		186.9	2:23.071		17	44.647	126.6	44.531	95.8	51.142		187.2	2:20.320	
7	45.305	129.3	44.938	<u>102.2</u>	51.351		182.7	2:21.594		18	45.343	<u>145.6</u>	<u>44.445</u>	93.3	50.795		184.0	2:20.583	
8	45.006	135.7	45.177	99.5	51.693		179.7	2:21.876		19	45.152	131.1	44.893	93.2	50.769		187.8	2:20.814	
9	45.065	129.7	45.215	98.3	51.669		184.9	2:21.949		20	44.890	136.0	44.887	84.4	50.466		187.5	<u>2:20.243</u>	
10	45.417	122.6	46.522	99.8	Pit In		183.1	2:31.579		21	44.887	136.9	44.482	93.5	51.452		188.8	2:20.821	
11	Pit Out	138.3	45.173	87.8	<u>50.314</u>			3:56.097		22									

58 Gutiérrez-Fúster									Porsche 2.5 ST										
lap	Sect-1	Speed	Sect-2	Speed	Sect-3	Speed	TopSpeed	laptime	pit	lap	Sect-1	Speed	Sect-2	Speed	Sect-3	Speed	Topspeed	laptime	pit
1		132.7	46.044	94.4	52.570		158.8	2:28.473		12	45.498	124.0	45.617	77.7	50.022		187.2	2:21.137	
2	45.605	128.4	44.876	84.4	50.729		200.7	2:21.210		13	44.266	140.1	44.712	86.7	50.557		201.5	2:19.535	
3	44.684	140.8	45.326	80.5	50.965		<u>208.9</u>	2:20.975		14	43.368	138.3	44.186	82.4	50.582		199.3	2:18.136	
4	44.010	140.8	44.282	84.5	50.175		191.8	2:18.467		15	43.545	142.3	44.285	83.3	50.059		196.0	2:17.889	
5	43.706	141.5	44.000	83.5	50.330		203.8	2:18.036		16	43.379	148.4	44.489	86.3	49.890		197.8	2:17.758	
6	43.616	142.7	43.775	80.5	50.879		208.1	2:18.270		17	43.417	145.9	44.501	92.3	49.843		200.0	2:17.761	
7	43.374	152.1	43.730	86.9	50.216		204.5	2:17.320		18	43.181	139.0	44.391	85.6	50.143		203.4	2:17.715	
8	43.168	134.8	44.239	90.1	50.384		203.8	2:17.791		19	43.581	148.1	44.446	80.8	50.030		200.0	2:18.057	
9	44.440	146.5	<u>43.301</u>	85.6	50.423		184.0	2:18.164		20	<u>42.633</u>	153.8	44.209	<u>96.3</u>	50.039		205.7	<u>2:16.881</u>	
10	44.235	137.4	45.104	78.3	Pit In		194.9	2:27.338		21	43.443	150.2	44.559	<u>93.3</u>	<u>49.470</u>		200.7	2:17.472	
11	Pit Out	143.2	44.607	85.8	50.773			3:45.923		22	43.471	<u>154.9</u>	44.310	87.2	50.816		201.5	2:18.597	

60 Madeira-B. Rezende									Porsche 911 3.0 RS										
lap	Sect-1	Speed	Sect-2	Speed	Sect-3	Speed	TopSpeed	laptime	pit	lap	Sect-1	Speed	Sect-2	Speed	Sect-3	Speed	Topspeed	laptime	pit
1		141.7	41.252	96.7	47.943		155.4	2:11.697		13	40.388	146.7	41.020	99.0	Pit In		214.7	2:16.322	
2	41.297	142.1	41.165	91.3	48.324		209.7	2:10.786		14	Pit Out	153.2	40.613	95.8	47.604			3:35.438	
3	41.475	139.5	41.359	102.8	48.326		215.1	2:11.160		15	<u>40.046</u>	150.8	40.708	91.5	<u>46.682</u>		217.3	<u>2:07.436</u>	
4	42.094	140.4	41.470	104.2	47.343		216.4	2:10.907		16	41.953	147.7	41.274	99.8	47.222		222.2	2:10.449	
5	41.115	147.3	40.435	102.1	47.516		219.5	2:09.066		17	40.390	142.1	41.957	97.2	46.879		217.7	2:09.226	
6	41.098	146.5	40.900	<u>106.6</u>	48.133		216.4	2:10.131		18	40.660	140.8	41.923	95.8	47.605		220.4	2:10.188	
7	40.318	144.4	40.553	99.8	47.114		221.8	2:07.985		19	40.813	151.9	40.889	95.9	47.328		214.3	2:09.030	
8	40.559	<u>159.8</u>	41.924	100.1	47.400		216.4	2:09.883		20	40.444	144.2	40.881	96.7	47.164		219.1	2:08.489	
9	40.308	150.2	40.790	97.9	47.194		216.9	2:08.292		21	40.066	158.6	<u>40.266</u>	97.8	47.333		<u>224.1</u>	2:07.665	
10	40.369	142.9	41.039	98.3	46.908		218.6	2:08.316		22	40.503	153.2	40.640	94.2	46.983		219.5	2:08.126	
11	40.413	146.7	41.695	99.2	46.917		213.0	2:09.025		23	40.691	148.1	40.676	96.5	49.802		220.4	2:11.169	
12	40.351	146.1	41.240	99.1	47.236		216.9	2:08.827		24									

75 Brizado-P. Cardoso									Porsche 911 3.0 RS										
lap	Sect-1	Speed	Sect-2	Speed	Sect-3	Speed	TopSpeed	laptime	pit	lap	Sect-1	Speed	Sect-2	Speed	Sect-3	Speed	Topspeed	laptime	pit
1		139.9	43.913	99.1	52.981		153.2	2:21.940		13	<u>40.386</u>	<u>162.2</u>	41.984	91.9	47.562		216.9	2:09.932	
2	43.270	136.2	43.143	93.1	50.985		210.1	2:17.398		14	41.298	143.0	41.838	<u>100.9</u>	48.760		213.4	2:11.896	



## Algarve Super Racing Series

Autódromo Internacional do Algarve

### HISTORIC ENDURANCE

7 - 9 May 2021

### Laps and Sector Times - RACE 2

Autodromo Internacional Algarve - 4652 mtr.

3	43.133	143.2	43.198	97.6	51.286	207.3	2:17.617	15	41.097	154.9	41.677	88.5	47.672	215.6	2:10.446
4	45.245	132.4	43.833	93.9	49.895	202.2	2:18.973	16	40.990	158.6	41.729	92.4	47.536	216.9	2:10.255
5	43.584	140.4	43.385	97.6	50.467	208.1	2:17.436	17	40.901	149.2	41.532	94.2	47.793	<u>218.6</u>	2:10.226
6	44.261	147.9	43.296	90.4	50.464	206.1	2:18.021	18	41.119	153.2	42.117	95.2	47.799	215.6	2:11.035
7	43.359	134.0	43.768	87.5	50.331	207.3	2:17.458	19	40.465	157.2	41.099	94.5	47.466	216.9	<u>2:09.030</u>
8	43.853	141.5	43.295	90.3	50.523	204.5	2:17.671	20	40.767	157.2	<u>40.984</u>	95.4	47.796	218.2	2:09.547
9	43.679	150.0	43.449	90.4	Pit In	199.3	2:27.339	21	40.865	151.5	41.947	92.0	<u>47.204</u>	217.3	2:10.016
10	Pit Out	154.9	42.277	92.6	47.944		3:47.929	22	41.290	148.8	41.676	94.7	48.385	218.2	2:11.351
11	41.443	139.9	41.830	93.8	47.499	214.3	2:10.772	23	41.090	155.6	41.549	96.3	47.499	216.0	2:10.138
12	40.815	143.6	41.351	93.8	47.661	217.3	2:09.827	24							

82 Fischer-Monnay									Shelby Cobra 289										
lap	Sect-1	Speed	Sect-2	Speed	Sect-3	Speed	TopSpeed	laptime	pit	lap	Sect-1	Speed	Sect-2	Speed	Sect-3	Speed	Topspeed	laptime	pit
1		142.9	43.800	86.5	48.845	163.9	2:17.606	12	Pit Out	134.2	43.846	92.7	49.418					3:46.617	
2	42.052	141.0	42.417	89.1	48.476	203.0	2:12.945	13	42.395	137.9	42.780	86.3	58.606	219.5	2:23.781				
3	41.419	144.6	43.204	79.7	48.583	209.3	2:13.206	14	44.717	133.5	42.590	85.6	49.252	195.7	2:16.559				
4	<u>41.281</u>	152.8	<u>42.163</u>	85.9	49.582	214.7	2:13.026	15	41.916	139.7	42.875	88.7	49.858	213.9	2:14.649				
5	41.817	145.6	42.345	90.5	50.263	206.9	2:14.425	16	41.878	137.4	42.695	84.1	49.359	213.0	2:13.932				
6	42.155	<u>153.4</u>	43.153	90.8	<u>48.137</u>	200.0	2:13.445	17	42.121	136.4	43.224	89.8	50.226	210.5	2:15.571				
7	43.091	145.0	42.537	86.5	49.475	185.9	2:15.103	18	42.291	137.4	43.186	87.0	49.816	198.5	2:15.293				
8	41.664	142.9	42.773	<u>96.2</u>	48.334	218.6	<u>2:12.771</u>	19	41.602	136.5	43.312	83.7	49.723	214.7	2:14.637				
9	42.657	144.0	42.462	86.6	48.750	<u>222.7</u>	2:13.869	20	41.379	150.0	42.660	95.8	49.297	216.9	2:13.336				
10	41.912	133.7	44.327	88.7	49.323	211.8	2:15.562	21	42.108	133.0	43.137	85.2	49.561	212.6	2:14.806				
11	42.050	136.2	42.645	91.6	Pit In	203.4	2:22.971	22	42.781	129.7	43.626	82.8	49.936	200.4	2:16.343				

83 Duarte-S. Jesus									Porsche 911 3.0 RS										
lap	Sect-1	Speed	Sect-2	Speed	Sect-3	Speed	TopSpeed	laptime	pit	lap	Sect-1	Speed	Sect-2	Speed	Sect-3	Speed	Topspeed	laptime	pit
1		132.8	45.528	78.9	53.119	162.4	2:26.006	11	Pit Out	140.1	44.232	93.3	50.495					3:51.504	
2	46.064	125.6	45.020	73.6	51.518	196.4	2:22.602	12	43.890	132.2	44.048	95.3	50.248	202.6	2:18.186				
3	45.825	134.8	44.734	75.1	51.283	191.2	2:21.842	13	43.456	130.4	43.353	92.4	50.719	201.9	2:17.528				
4	43.523	137.1	43.829	83.6	50.718	201.9	2:18.070	14	42.714	139.5	43.060	91.8	50.398	205.7	2:16.172				
5	43.224	137.2	43.709	78.8	51.388	204.2	2:18.321	15	43.242	141.2	43.976	91.1	50.545	198.5	2:17.763				
6	43.114	141.0	44.025	80.6	51.043	<u>212.6</u>	2:18.182	16	42.926	137.8	43.722	90.7	50.315	205.3	2:16.963				
7	42.628	141.7	43.544	82.3	50.893	206.1	2:17.065	17	42.946	139.2	<u>42.693</u>	<u>99.1</u>	50.202	206.1	2:15.841				
8	42.752	132.8	43.697	87.6	51.385	204.9	2:17.834	18	<u>42.144</u>	<u>148.4</u>	43.219	91.5	50.216	210.9	<u>2:15.579</u>				
9	42.546	144.0	43.366	85.9	51.035	204.9	2:16.947	19	43.180	143.0	43.557	94.9	49.756	204.5	2:16.493				
10	43.296	132.8	43.814	82.9	Pit In	195.7	2:24.090	20	43.459	143.0	43.702	98.5	<u>49.652</u>	201.9	2:16.813				

90 Miguel Lobo									Cobra Daytona Coupé										
lap	Sect-1	Speed	Sect-2	Speed	Sect-3	Speed	TopSpeed	laptime	pit	lap	Sect-1	Speed	Sect-2	Speed	Sect-3	Speed	Topspeed	laptime	pit
1		132.5	43.897	91.1	49.302	147.7	2:21.090	5	41.922	133.5	41.727	<u>98.5</u>	49.743	<u>210.9</u>	2:13.392				
2	41.713	135.8	41.771	87.7	49.682	208.1	2:13.166	6	41.587	133.8	42.163	90.8	49.135	208.1	2:12.885				
3	<u>41.260</u>	132.4	<u>41.726</u>	95.9	48.770	<u>210.9</u>	2:11.756	7	1:03.339	57.0	1:16.854	62.6	Pit In	188.5	4:17.823				
4	41.341	<u>141.9</u>	41.970	91.9	<u>48.063</u>	<u>210.9</u>	<u>2:11.374</u>	8							34:17.093				

101 Vasco Nina									Porsche 911 RS										
lap	Sect-1	Speed	Sect-2	Speed	Sect-3	Speed	TopSpeed	laptime	pit	lap	Sect-1	Speed	Sect-2	Speed	Sect-3	Speed	Topspeed	laptime	pit
1		133.2	45.123	91.7	51.243	164.4	2:26.410	12	42.997	149.2	43.240	98.0	50.406	201.1	2:16.643				
2	44.712	138.6	43.706	101.3	49.555	196.7	2:17.973	13	44.055	146.9	43.744	98.7	50.521	201.5	2:18.320				
3	43.299	143.4	43.389	99.9	51.482	206.9	2:18.170	14	<u>42.578</u>	145.4	43.208	100.9	49.589	203.0	2:15.375				
4	42.859	152.3	43.131	97.8	<u>48.964</u>	203.4	<u>2:14.954</u>	15	43.837	147.7	43.777	96.9	52.439	208.1	2:20.053				
5	42.778	134.2	43.484	101.0	49.834	<u>210.1</u>	2:16.096	16	44.607	147.1	44.172	91.2	50.578	184.0	2:19.357				
6	43.251	<u>154.3</u>	43.196	103.0	49.339	203.0	2:15.786	17	42.821	153.8	45.122	80.2	50.427	197.8	2:18.370				
7	42.947	139.7	44.116	98.1	49.622	194.6	2:16.685	18	43.789	137.9	44.152	90.2	50.381	201.9	2:18.322				
8	43.335	151.9	44.383	102.5	49.882	204.2	2:17.600	19	43.142	152.3	<u>43.050</u>	100.7	50.314	200.4	2:16.506				
9	44.137	141.0	44.517	101.5	Pit In	195.3	2:29.467	20	43.231	149.2	43.397	100.7	49.137	205.3	2:15.765				
10	Pit Out	145.7	43.506	99.0	49.475		3:51.814	21	42.857	153.0	44.148	102.3	51.070	206.5	2:18.075				
11	44.663	145.9	44.182	<u>103.3</u>	50.016	176.8	2:18.861	22	44.996	135.3	46.087	96.9	51.521	189.8	2:22.604				





## Algarve Super Racing Series

### Autódromo Internacional do Algarve

**HISTORIC ENDURANCE**
**7 - 9 May 2021**
**Laps and Sector Times - RACE 2**
**Autodromo Internacional Algarve - 4652 mtr.**

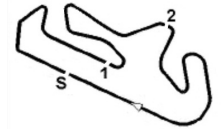
103 Luis Sousa Ribeiro										Ford Cortina Lotus									
lap	Sect-1	Speed	Sect-2	Speed	Sect-3	Speed	TopSpeed	laptime	pit	lap	Sect-1	Speed	Sect-2	Speed	Sect-3	Speed	Topspeed	laptime	pit
1	Pit Out	116.1	49.543	90.2	52.300			2:30.955		12	44.946	145.7	44.459	93.0	<u>50.867</u>		187.2	<u>2:20.272</u>	
2		48.235	119.7	48.945	88.9	54.733	184.3	2:31.913		13	44.815	<u>149.6</u>	44.825	<u>103.6</u>	52.381		190.1	2:22.021	
3		47.145	120.5	48.185	90.9	52.012	180.9	2:27.342		14	45.987	146.7	<u>44.240</u>	99.9	1:12.125		<u>194.2</u>	2:42.352	
4		46.203	120.5	46.487	92.2	52.320	183.7	2:25.010		15	<u>44.714</u>	139.4	46.295	94.6	51.467		189.5	2:22.476	
5		45.830	125.0	46.380	92.6	51.861	187.5	2:24.071		16	45.410	135.0	47.000	97.4	52.888		186.5	2:25.298	
6		45.910	116.9	46.739	93.0	51.815	189.8	2:24.464		17	45.834	130.6	46.138	95.6	51.621		191.5	2:23.593	
7		45.435	136.5	46.912	100.7	51.675	190.1	2:24.022		18	46.235	132.5	46.973	88.4	51.597		188.2	2:24.805	
8		46.078	143.0	47.406	94.5	52.111	190.5	2:25.595		19	47.138	126.8	44.485	102.9	52.348		192.2	2:23.971	
9		45.487	129.2	45.701	95.6	Pit In	184.0	2:28.532		20	45.815	126.8	45.558	92.9	52.045		184.6	2:23.418	
10	Pit Out	136.2	46.022	99.5	51.910			3:55.170		21	45.498	133.8	45.286	94.6	51.732		179.4	2:22.516	
11		45.267	123.7	45.657	98.5	51.420	190.1	2:22.344		22									

104 L Gama Rocha-D Gama Rocha										Ford Cortina Lotus									
lap	Sect-1	Speed	Sect-2	Speed	Sect-3	Speed	TopSpeed	laptime	pit	lap	Sect-1	Speed	Sect-2	Speed	Sect-3	Speed	Topspeed	laptime	pit
1		109.1	48.539	85.9	55.324		148.4	2:38.693		12	45.428	131.2	44.659	92.3	<u>51.309</u>		186.2	<u>2:21.396</u>	
2		48.014	117.3	48.120	82.4	54.223	169.8	2:30.357		13	<u>44.034</u>	<u>144.0</u>	45.108	92.2	52.469		188.2	2:21.611	
3		46.630	123.6	47.981	80.0	53.682	176.8	2:28.293		14	45.856	140.3	<u>44.190</u>	<u>94.0</u>	53.377		<u>189.5</u>	2:23.423	
4		47.615	125.7	47.294	82.0	54.025	163.4	2:28.934		15	45.124	133.0	46.093	84.4	52.748		182.4	2:23.965	
5		46.652	130.4	46.746	87.1	53.779	174.2	2:27.177		16	44.791	132.8	45.236	90.0	52.138		186.2	2:22.165	
6		46.327	137.1	47.323	84.2	53.717	168.8	2:27.367		17	44.548	140.4	44.945	92.1	52.201		184.0	2:21.694	
7		46.577	122.0	47.543	84.4	53.299	169.3	2:27.419		18	44.253	134.5	44.744	93.8	52.961		184.9	2:21.958	
8		45.810	128.3	47.760	82.6	53.958	174.2	2:27.528		19	45.437	141.9	45.120	87.2	51.895		188.5	2:22.452	
9		47.064	129.3	46.267	90.6	Pit In	171.7	2:35.519		20	44.459	137.1	45.033	87.4	52.145		183.4	2:21.637	
10	Pit Out	131.1	46.032	87.3	51.888			3:48.679		21	45.221	128.7	45.686	91.5	52.540		182.4	2:23.447	
11		45.346	125.9	45.056	88.0	52.035	185.6	2:22.437		22									

105 Nogueira-Ferreira										Ford Escort MK1									
lap	Sect-1	Speed	Sect-2	Speed	Sect-3	Speed	TopSpeed	laptime	pit	lap	Sect-1	Speed	Sect-2	Speed	Sect-3	Speed	Topspeed	laptime	pit
1		113.7	49.625	90.6	55.920		141.4	2:38.803		9	<u>43.568</u>	136.5	45.173	93.4	50.589		189.8	2:19.330	
2		49.131	123.1	48.627	84.3	54.807	167.2	2:32.565		10	44.019	133.8	43.999	94.5	<u>50.005</u>		183.4	<u>2:18.023</u>	
3		47.805	124.9	46.397	95.5	53.640	180.9	2:27.842		11	45.075	143.2	44.475	94.5	Pit In		183.7	2:25.533	
4		46.235	119.1	47.171	85.1	53.740	177.6	2:27.146		12	Pit Out	140.6	44.529	86.6	50.556			2:43.255	
5		45.078	129.8	45.084	93.3	51.679	189.5	2:21.841		13	45.147	139.4	44.407	92.7	52.248		186.2	2:21.802	
6		45.282	134.3	44.692	<u>97.3</u>	51.601	190.8	2:21.575		14	44.554	<u>144.4</u>	<u>43.628</u>	92.6	50.293		175.9	2:18.475	
7		45.744	135.5	45.447	95.7	Pit In	177.0	2:32.938		15	46.293	128.3	45.161	96.9	Pit In		<u>193.5</u>	2:31.986	
8	Pit Out	133.0	44.233	95.0	50.424			4:11.025		16	Pit Out	113.0	49.696	82.5	Pit In			3:23.134	

128 Demole-Monday										Shelby Cobra 289									
lap	Sect-1	Speed	Sect-2	Speed	Sect-3	Speed	TopSpeed	laptime	pit	lap	Sect-1	Speed	Sect-2	Speed	Sect-3	Speed	Topspeed	laptime	pit
1		125.6	44.939	88.2	52.697		159.8	2:26.099		12	41.993	129.5	43.583	93.3	49.064		214.7	2:14.640	
2		42.848	124.1	43.179	95.1	49.853	216.0	2:15.880		13	42.198	136.5	42.526	94.1	50.427		204.9	2:15.151	
3		42.487	132.2	42.597	96.4	50.476	223.6	2:15.560		14	42.494	130.3	42.839	91.3	50.061		216.4	2:15.394	
4		43.568	122.7	44.260	88.7	49.729	207.7	2:17.557		15	42.583	133.8	42.774	76.8	50.236		203.0	2:15.593	
5		43.144	127.7	42.715	88.7	<u>49.060</u>	216.9	2:14.919		16	42.833	119.7	45.024	88.5	51.200		208.5	2:19.057	
6		42.545	131.5	42.824	92.2	50.059	206.5	2:15.428		17	44.512	131.7	43.701	93.6	49.493		199.6	2:17.706	
7		43.188	128.4	43.010	87.5	50.208	209.3	2:16.406		18	42.579	136.9	42.459	93.6	49.422		204.5	2:14.460	
8		41.721	<u>151.7</u>	42.342	92.9	49.927	222.7	2:13.990		19	42.015	124.3	42.477	92.8	49.446		221.3	2:13.938	
9		42.687	135.2	42.393	95.7	49.569	203.8	2:14.649		20	<u>41.598</u>	142.1	42.719	96.3	49.577		<u>224.1</u>	<u>2:13.894</u>	
10		42.111	135.2	<u>42.009</u>	95.2	Pit In	215.6	2:27.276		21	42.355	133.8	43.453	90.3	50.652		204.9	2:16.460	
11	Pit Out	120.8	43.558	<u>96.8</u>	49.770			3:52.871		22	42.399	134.3	42.248	96.1	49.500		213.9	2:14.147	

155 Martinez-Fuster										Porsche 911 3.0 RS									
lap	Sect-1	Speed	Sect-2	Speed	Sect-3	Speed	TopSpeed	laptime	pit	lap	Sect-1	Speed	Sect-2	Speed	Sect-3	Speed	Topspeed	laptime	pit
1		142.3	42.995	83.9	51.176		151.9	2:17.855		12	42.047	152.3	44.080	86.3	50.470		206.1	2:16.597	
2		43.184	138.3	42.498	91.4	51.218	203.4	2:16.900		13	42.461	137.6	42.407	<u>100.1</u>	50.436		208.9	2:15.304	
3		42.451	134.0	42.765	82.1	<u>48.910</u>	210.9	2:14.126		14	41.928	145.9	43.283	98.8	49.743		206.1	2:14.954	
4		42.026	139.4	43.044	94.2	49.908	207.3	2:14.978		15	42.204	144.6	42.262	93.8	49.214		208.9	2:13.680	
5		42.666	147.7	42.843	91.9	50.227	207.3	2:15.736		16	42.335	144.2	42.185	98.7	50.459		210.9	2:14.979	
6		41.817	149.0	42.045	88.2	49.683	209.3	<u>2:13.545</u>		17	42.039	138.5	42.739	98.2	49.874		208.1	2:14.652	



## Algarve Super Racing Series

Autódromo Internacional do Algarve

**HISTORIC ENDURANCE**

7 - 9 May 2021

**Laps and Sector Times - RACE 2**

Autodromo Internacional Algarve - 4652 mtr.

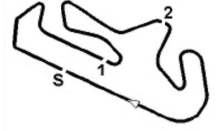
7	42.188	138.6	42.872	92.8	50.231	212.2	2:15.291	18	<u>41.523</u>	148.1	42.073	93.8	50.257	207.7	2:13.853
8	42.567	152.8	42.637	91.9	50.131	203.4	2:15.335	19	41.962	141.0	42.795	97.2	49.647	208.1	2:14.404
9	41.962	142.3	42.339	86.9	50.176	205.3	2:14.477	20	41.721	<u>160.5</u>	42.422	90.8	50.428	208.9	2:14.571
10	43.370	141.4	43.064	90.6	Pit In	206.5	2:27.633	21	42.216	<u>150.6</u>	<u>41.995</u>	95.2	50.085	<u>213.0</u>	2:14.296
11	Pit Out	146.1	42.889	97.7	49.914		3:52.393	22	42.072	149.0	42.519	97.3	50.511	208.9	2:15.102

157 Garcia-Garcia									Porsche 2.5 ST										
lap	Sect-1	Speed	Sect-2	Speed	Sect-3	Speed	TopSpeed	laptime	pit	lap	Sect-1	Speed	Sect-2	Speed	Sect-3	Speed	Topspeed	laptime	pit
1		120.3	45.780	93.6	51.781		158.1	2:28.021		12	43.988	129.0	44.282	93.9	Pit In		188.8	2:26.110	
2	44.920	127.7	44.484	85.4	50.354		194.2	2:19.758		13	Pit Out	121.6	47.224	81.4	53.242			3:49.684	
3	43.943	120.8	44.134	95.4	50.735		193.9	2:18.812		14	46.518	131.5	46.301	81.8	54.467		170.3	2:27.286	
4	43.777	121.9	44.222	97.7	50.592		190.8	2:18.591		15	46.944	115.3	45.939	88.9	52.009		170.9	2:24.892	
5	43.867	129.5	44.321	92.2	50.184		190.1	2:18.372		16	46.971	126.2	46.947	84.1	52.898		175.3	2:26.816	
6	43.570	126.5	43.651	<u>104.2</u>	50.891		<u>196.4</u>	2:18.112		17	46.987	120.8	46.591	91.8	52.480		169.5	2:26.058	
7	43.497	125.3	43.716	97.6	50.783		194.2	2:17.996		18	45.604	126.6	46.105	88.5	53.404		182.1	2:25.113	
8	<u>43.259</u>	128.0	43.826	97.9	50.874		192.2	2:17.959		19	47.363	121.3	46.698	83.7	53.472		171.7	2:27.533	
9	43.536	<u>136.7</u>	43.761	103.3	<u>50.181</u>		191.8	<u>2:17.478</u>		20	46.722	118.9	46.901	83.3	53.248		179.4	2:26.871	
10	44.120	131.2	<u>43.608</u>	96.5	51.054		192.5	2:18.782		21	46.900	132.8	46.258	85.9	52.927		170.3	2:26.085	
11	43.974	128.9	43.777	99.4	50.908		189.5	2:18.659		22									

159 Leal-Rego									Datsun 510 sss										
lap	Sect-1	Speed	Sect-2	Speed	Sect-3	Speed	TopSpeed	laptime	pit	lap	Sect-1	Speed	Sect-2	Speed	Sect-3	Speed	Topspeed	laptime	pit
1		116.0	47.857	93.0	53.053		146.5	2:36.481		12	Pit Out	119.1	50.012	81.0	55.010			4:10.945	
2	46.937	133.5	45.978	90.9	51.854		172.8	2:24.769		13	47.402	132.4	48.693	83.6	54.092		168.0	2:30.187	
3	46.731	138.5	45.451	94.0	51.838		173.9	2:24.020		14	48.409	133.5	47.610	84.7	53.588		165.9	2:29.607	
4	46.648	130.1	45.290	94.6	51.313		173.4	2:23.251		15	48.263	132.5	47.836	90.2	53.602		170.9	2:29.701	
5	<u>45.569</u>	136.9	<u>45.223</u>	91.4	51.845		<u>175.0</u>	<u>2:22.637</u>		16	47.635	131.5	48.772	85.5	53.571		167.4	2:29.978	
6	46.401	133.0	45.646	97.4	52.748		174.5	2:24.795		17	48.816	130.3	47.142	83.7	52.604		168.2	2:28.562	
7	46.731	116.5	47.607	91.8	52.718		174.2	2:27.056		18	46.763	<u>139.0</u>	46.638	82.9	52.937		172.5	2:26.338	
8	46.641	131.9	45.289	94.7	<u>51.169</u>		173.1	2:23.099		19	46.677	131.2	47.031	82.2	52.846		170.6	2:26.554	
9	46.865	131.2	46.057	95.0	52.097		170.6	2:25.019		20	46.944	134.3	47.532	84.4	53.253		174.2	2:27.729	
10	46.022	134.8	45.566	<u>97.8</u>	51.926		172.8	2:23.514		21	48.017	135.0	47.814	78.1	52.566		171.2	2:28.397	
11	46.538	126.9	48.043	94.0	Pit In		171.2	2:39.061		22									

165 Maximilien Huber									Ford Mustang										
lap	Sect-1	Speed	Sect-2	Speed	Sect-3	Speed	TopSpeed	laptime	pit	lap	Sect-1	Speed	Sect-2	Speed	Sect-3	Speed	Topspeed	laptime	pit
1	54.792	106.5	48.448	79.1	53.616		150.4	2:36.856		12	44.935	116.8	45.978	91.2	50.362		205.3	2:21.275	
2	45.427	118.4	46.200	86.7	51.026		204.9	2:22.653		13	43.809	123.9	45.698	89.6	50.464		206.1	2:19.971	
3	47.514	113.7	45.911	81.8	51.068		190.1	2:24.493		14	44.731	107.1	45.858	93.9	<u>49.843</u>		207.3	2:20.432	
4	44.572	115.1	44.808	92.7	50.914		204.2	2:20.294		15	43.971	120.5	45.796	90.8	49.954		209.3	<u>2:19.721</u>	
5	44.650	123.6	<u>44.742</u>	92.2	50.353		208.5	2:19.745		16	51.563	<u>126.9</u>	46.284	91.0	50.609		208.1	2:28.456	
6	<u>43.545</u>	115.4	44.977	92.4	1:04.072		210.5	2:32.594		17	45.019	105.1	47.402	94.0	51.435		204.9	2:23.856	
7	44.101	117.3	46.483	88.2	51.292		<u>210.9</u>	2:21.876		18	44.759	120.8	45.309	<u>94.7</u>	53.571		200.7	2:23.639	
8	47.132	109.1	45.979	86.1	50.936		205.3	2:24.047		19	44.514	110.7	48.338	90.2	51.267		205.7	2:24.119	
9	44.884	110.9	46.141	88.2	50.639		206.1	2:21.664		20	44.354	108.7	45.614	90.4	51.098		203.4	2:21.066	
10	44.563	121.2	45.456	85.7	Pit In		205.3	2:31.363		21	44.513	107.4	45.502	88.3	51.786		202.2	2:21.801	
11	Pit Out	101.0	46.059	81.2	50.479			4:03.263		22									

167 João Neves									Datsun 1200										
lap	Sect-1	Speed	Sect-2	Speed	Sect-3	Speed	TopSpeed	laptime	pit	lap	Sect-1	Speed	Sect-2	Speed	Sect-3	Speed	Topspeed	laptime	pit
1	57.470	104.8	50.038	91.4	56.179		140.3	2:43.687		11	49.912	127.7	49.108	87.4	Pit In		149.4	2:45.076	
2	51.893	122.4	51.899	87.7	58.468		160.0	2:42.260		12	Pit Out	<u>131.9</u>	48.367	88.8	55.862			4:05.561	
3	50.121	127.1	48.558	92.5	56.110		156.5	2:34.789		13	49.808	118.2	48.385	91.9	56.385		158.1	2:34.578	
4	49.900	126.6	49.232	89.5	55.881		154.3	2:35.013		14	49.379	131.5	48.345	90.8	56.529		160.5	2:34.253	
5	49.051	122.4	48.595	90.8	56.584		157.2	2:34.230		15	50.361	126.9	48.705	92.9	56.175		157.0	2:35.241	
6	49.259	126.8	48.131	90.0	56.117		160.7	<u>2:33.507</u>		16	49.023	127.8	49.074	86.1	56.665		159.3	2:34.762	
7	<u>48.999</u>	127.7	49.186	86.7	57.111		159.1	2:35.296		17	49.787	122.4	48.879	85.0	<u>55.755</u>		160.7	2:34.421	
8	49.972	125.7	48.904	<u>94.8</u>	55.828		155.8	2:34.704		18	49.347	129.2	<u>47.987</u>	90.5	56.242		<u>161.0</u>	2:33.576	
9	52.168	126.2	49.098	89.0	56.110		150.4	2:37.376		19	53.981	113.9	52.348	92.2	57.104		135.3	2:43.433	
10	49.913	129.2	49.193	85.4	57.225		154.7	2:36.331		20									



## Algarve Super Racing Series

Autódromo Internacional do Algarve

### HISTORIC ENDURANCE

7 - 9 May 2021

Laps and Sector Times - RACE 2

Autodromo Internacional Algarve - 4652 mtr.

170 Sousa-Pinto										Saab Sonnet III										
lap	Sect-1	Speed	Sect-2	Speed	Sect-3	Speed	TopSpeed	laptime	pit	lap	Sect-1	Speed	Sect-2	Speed	Sect-3	Speed	Topspeed	laptime	pit	
1		127.7	47.309	92.6	51.929		154.1	2:30.644		12	45.861	138.5	45.883	90.7	51.087		188.2	2:22.831		
2	46.028	129.7	45.926	97.3	51.724		184.0	2:23.678		13	45.061	134.5	45.714	92.9	51.982		188.2	2:22.757		
3	45.874	133.0	45.660	92.0	51.156		185.9	2:22.690		14	44.512	141.2	<u>44.686</u>	92.0	50.798		188.8	<u>2:19.996</u>		
4	45.278	134.8	46.351	94.9	51.582		187.5	2:23.211		15	45.034	136.9	45.961	94.4	51.066		190.1	2:22.061		
5	45.356	128.6	45.764	97.6	51.859		189.1	2:22.979		16	45.160	139.2	45.413	92.9	51.129		187.5	2:21.702		
6	45.036	136.9	45.359	<u>102.0</u>	51.338		185.6	2:21.733		17	44.949	<u>153.8</u>	45.917	93.8	50.991		186.5	2:21.857		
7	45.241	137.6	45.408	96.8	51.745		186.9	2:22.394		18	44.823	<u>132.8</u>	44.866	90.7	50.705		190.5	2:20.394		
8	44.902	143.2	45.719	100.4	51.405		186.5	2:22.026		19	44.442	135.2	45.131	94.7	52.526		192.5	2:22.099		
9	44.951	136.9	45.522	100.6	51.309		187.2	2:21.782		20	<u>44.047</u>	141.5	45.194	92.5	51.466		<u>193.5</u>	2:20.707		
10	45.369	135.0	47.649	93.3	Pit In		182.1	2:33.256		21	44.627	128.9	45.220	90.8	<u>50.651</u>		191.5	2:20.498		
11	Pit Out	139.4	45.771	92.2	51.758			3:54.817		22										

190 Mário Raposo										Ford Escort RS2000										
lap	Sect-1	Speed	Sect-2	Speed	Sect-3	Speed	TopSpeed	laptime	pit	lap	Sect-1	Speed	Sect-2	Speed	Sect-3	Speed	Topspeed	laptime	pit	
1	58.061	122.9	49.732	95.1	56.291		139.7	2:44.084		11	49.545	129.7	49.330	86.1	56.846		176.2	2:35.721		
2	50.197	127.1	52.289	80.4	1:00.786		177.3	2:43.272		12	48.966	134.0	51.990	95.6	1:13.315		173.9	2:54.271		
3	50.146	<u>140.3</u>	50.217	99.8	58.380		168.0	2:38.743		13	48.911	136.2	50.949	91.1	58.199		175.6	2:38.059		
4	49.421	131.1	50.655	88.7	57.203		172.8	2:37.279		14	49.870	139.7	50.816	86.3	56.382		174.8	2:37.068		
5	51.254	118.2	50.941	87.6	57.438		166.4	2:39.633		15	50.336	125.6	50.930	80.5	56.459		176.5	2:37.725		
6	51.395	126.2	50.962	91.0	56.550		173.1	2:38.907		16	48.553	131.5	50.264	97.7	57.007		179.1	2:35.824		
7	49.138	133.0	50.612	96.2	56.248		175.9	2:35.998		17	<u>48.170</u>	134.8	52.589	99.4	57.603		178.8	2:38.362		
8	51.025	133.7	51.438	78.5	Pit In		173.9	2:49.784		18	49.371	140.1	49.870	87.3	55.820		<u>180.0</u>	2:35.061		
9	Pit Out	134.7	51.525	98.5	58.493			4:15.421		19	48.220	137.2	<u>49.224</u>	<u>102.1</u>	57.420		178.2	<u>2:34.864</u>		
10	49.289	124.9	51.630	89.0	<u>55.476</u>		173.4	2:36.395		20										

196 Moriyon-Carvalhosa										Porsche 356										
lap	Sect-1	Speed	Sect-2	Speed	Sect-3	Speed	TopSpeed	laptime	pit	lap	Sect-1	Speed	Sect-2	Speed	Sect-3	Speed	Topspeed	laptime	pit	
1	59.473	120.3	51.282	80.4	56.660		130.6	2:47.415		11	50.210	113.9	49.894	95.8	57.136		163.1	2:37.240		
2	50.624	121.2	49.531	83.9	59.904		163.9	2:40.059		12	50.525	113.9	49.588	104.0	56.534		165.6	2:36.647		
3	51.420	124.9	49.946	88.4	59.927		162.2	2:41.293		13	51.170	127.4	49.306	88.8	57.378		168.0	2:37.854		
4	51.129	122.7	49.525	88.8	56.417		156.5	2:37.071		14	50.878	<u>132.7</u>	49.344	89.0	56.351		165.1	2:36.573		
5	50.198	119.5	49.706	84.4	58.011		164.6	2:37.915		15	50.423	120.3	50.471	86.6	<u>55.528</u>		165.9	2:36.422		
6	52.742	121.3	49.820	81.2	56.912		162.2	2:39.474		16	50.842	129.2	48.810	100.6	57.033		164.1	2:36.685		
7	51.897	116.4	49.562	87.7	58.249		155.6	2:39.708		17	49.535	128.3	49.816	97.2	55.978		<u>169.3</u>	<u>2:35.329</u>		
8	51.593	118.0	51.155	86.5	57.481		159.5	2:40.229		18	<u>49.311</u>	130.1	48.989	95.2	57.039		165.4	2:35.339		
9	50.365	124.9	51.551	92.7	Pit In		161.2	2:51.438		19	50.160	127.5	<u>48.726</u>	<u>104.8</u>	58.759		161.2	2:37.645		
10	Pit Out	128.3	50.967	93.1	56.370			4:21.786		20										

197 Oldendorff-Hichert										Alfa Romeo GTA										
lap	Sect-1	Speed	Sect-2	Speed	Sect-3	Speed	TopSpeed	laptime	pit	lap	Sect-1	Speed	Sect-2	Speed	Sect-3	Speed	Topspeed	laptime	pit	
1		131.4	46.258	85.7	51.447		162.9	2:29.448		12	Pit Out	129.3	47.916	91.4	53.917			4:00.677		
2	45.961	123.0	45.581	90.1	50.645		193.5	2:22.187		13	45.404	142.9	47.747	86.7	52.987		190.8	2:26.138		
3	<u>43.977</u>	132.7	46.246	85.9	51.064		<u>194.9</u>	2:21.287		14	46.511	124.6	46.393	89.8	52.686		172.5	2:25.590		
4	44.602	130.8	<u>44.392</u>	88.8	<u>50.546</u>		193.2	<u>2:19.540</u>		15	47.134	137.9	46.972	89.3	Pit In		168.5	2:37.284		
5	44.042	141.5	44.769	85.8	50.769		190.5	2:19.580		16	Pit Out	129.2	45.996	89.3	53.743			2:46.204		
6	45.008	138.6	44.909	85.2	51.164		191.8	2:21.081		17	46.874	134.8	46.218	92.8	52.656		178.2	2:25.748		
7	44.403	138.5	45.533	83.3	51.033		190.5	2:20.969		18	45.504	132.8	47.003	87.6	53.883		192.5	2:26.390		
8	45.903	126.5	45.741	81.4	51.006		189.5	2:22.650		19	45.569	138.1	46.703	95.3	51.543		194.2	2:23.815		
9	44.740	135.2	45.470	89.9	52.098		190.8	2:22.308		20	45.282	<u>149.8</u>	46.151	92.9	51.798		187.2	2:23.231		
10	44.665	138.8	44.630	89.6	51.005		190.1	2:20.300		21	45.849	136.7	44.656	<u>106.7</u>	52.049		181.5	2:22.554		
11	46.167	123.9	45.261	89.6	Pit In		184.6	2:30.982		22										

216 Guimarães										Volvo 121									
lap	Sect-1	Speed	Sect-2	Speed	Sect-3	Speed	TopSpeed	laptime	pit	lap	Sect-1	Speed	Sect-2	Speed	Sect-3	Speed	Topspeed	laptime	pit
1		112.4	49.190	93.8	55.293		151.7	2:40.051		11	46.269	128.0	46.371	84.6	53.984		185.6	2:26.624	
2	48.242	124.3	48.700	89.8	54.761		185.2	2:31.703		12	45.866	135.3	47.221	89.3	<u>52.911</u>		183.1	2:25.998	
3	47.044	131.9	47.740	88.7	54.123		186.2	2:28.907		13	45.619	130.9	<u>46.133</u>	<u>94.2</u>	54.898		<u>190.1</u>	2:26.650	
4	46.455	134.8	47.140	87.9	53.439		185.2	2:27.034		14	45.817	136.7	46.572	93.7	53.343		<u>187.2</u>	<u>2:25.732</u>	
5	46.317	130.3	46.717	88.7	53.806		189.8	2:26.840		15	<u>45.430</u>	<u>146.9</u>	47.601	85.2	53.822		<u>190.1</u>	2:26.853	

## Algarve Super Racing Series

### Autódromo Internacional do Algarve

**HISTORIC ENDURANCE**

7 - 9 May 2021

**Laps and Sector Times - RACE 2**

Autodromo Internacional Algarve - 4652 mtr.

6	46.310	126.6	46.805	89.1	54.269	<u>190.1</u>	2:27.384	16	45.441	123.9	47.895	87.8	53.494	<u>190.1</u>	2:26.830
7	46.585	126.0	47.513	89.9	53.621	182.7	2:27.719	17	46.218	122.6	46.553	86.8	53.853	185.9	2:26.624
8	46.715	125.6	48.003	86.3	54.809	188.2	2:29.527	18	47.142	117.3	48.121	77.0	56.193	184.9	2:31.456
9	46.241	131.9	47.727	85.2	Pit In	188.2	2:35.587	19	50.459	118.3	50.388	83.3	1:00.040	170.3	2:40.887
10	Pit Out	135.7	47.129	91.1	53.070		3:56.240	20	51.900	118.2	46.860	83.3	57.070	153.6	2:35.830

220 Paulo Rompante										Alfa Romeo Ti Super									
lap	Sect-1	Speed	Sect-2	Speed	Sect-3	Speed	TopSpeed	laptime	pit	lap	Sect-1	Speed	Sect-2	Speed	Sect-3	Speed	Topspeed	laptime	pit
1		115.9	48.018	79.3	51.746		156.3	2:31.879		12	Pit Out	131.7	45.147	86.0	50.706				3:52.981
2	45.589	123.9	45.702	86.1	51.093		185.9	2:22.384		13	44.722	129.5	44.818	91.0	50.771		187.2	2:20.311	
3	44.512	121.9	44.793	86.7	50.664		191.2	2:19.969		14	44.290	136.9	44.196	86.8	50.276		189.5	2:18.762	
4	44.305	125.0	44.929	87.0	50.559		192.2	2:19.793		15	44.185	130.4	44.477	90.3	50.517		190.1	2:19.179	
5	44.369	130.4	45.432	87.1	50.420		194.2	2:20.221		16	<u>43.776</u>	<u>138.8</u>	44.222	91.5	<u>50.029</u>		189.8	<u>2:18.027</u>	
6	44.585	124.7	45.113	94.3	50.714		194.6	2:20.412		17	44.511	135.5	45.395	82.3	50.514		192.2	2:20.420	
7	44.221	126.8	45.086	92.5	50.513		<u>194.9</u>	2:19.820		18	43.795	132.0	44.520	92.4	50.846		190.8	2:19.161	
8	45.106	131.7	44.654	92.2	50.291		191.5	2:20.051		19	43.851	134.8	<u>44.081</u>	<u>96.3</u>	51.379		191.5	2:19.311	
9	44.541	124.6	45.464	89.0	50.997		187.5	2:21.002		20	44.248	125.1	45.080	86.4	50.547		189.8	2:19.875	
10	44.668	133.8	45.134	87.6	51.126		187.5	2:20.928		21	44.357	126.0	45.074	86.7	50.506		190.1	2:19.937	
11	44.739	133.2	45.057	86.1	Pit In		186.5	2:30.544		22	44.530	131.4	44.640	86.7	50.164		193.2	2:19.334	

222 Carlos Cruz										Ford Escort									
lap	Sect-1	Speed	Sect-2	Speed	Sect-3	Speed	TopSpeed	laptime	pit	lap	Sect-1	Speed	Sect-2	Speed	Sect-3	Speed	Topspeed	laptime	pit
1		125.4	49.209	94.4	49.859		153.2	2:31.924		12	Pit Out	145.2	44.175	88.5	49.668				3:50.488
2	51.133	140.3	45.964	88.5	49.559		170.9	2:26.656		13	43.878	140.4	44.337	87.9	50.097		192.5	2:18.312	
3	44.357	141.2	44.558	93.6	50.689		190.8	2:19.604		14	43.601	143.0	43.241	92.0	49.286		193.2	<u>2:16.128</u>	
4	44.202	141.2	43.934	81.3	49.825		165.9	2:17.961		15	43.905	142.3	<u>43.112</u>	87.8	49.301		194.2	2:16.318	
5	44.084	141.2	43.954	<u>92.1</u>	50.550		175.3	2:18.588		16	45.295	145.9	44.553	86.9	49.329		<u>196.0</u>	2:19.177	
6	45.191	133.7	44.223	85.6	49.486		181.2	2:18.900		17	<u>43.195</u>	144.0	44.021	85.5	49.166		192.2	2:16.382	
7	44.039	137.1	43.987	96.0	49.969		189.8	2:17.995		18	43.445	149.2	46.894	85.2	49.237		<u>196.0</u>	2:19.576	
8	43.935	139.0	43.687	96.2	49.359		189.8	2:16.981		19	43.496	133.8	43.519	85.2	<u>49.160</u>		193.9	2:16.175	
9	43.580	140.8	43.516	88.7	49.746		193.5	2:16.842		20	43.292	138.1	43.773	93.3	49.374		193.2	2:16.439	
10	44.011	137.2	44.292	94.0	49.673		191.2	2:17.976		21	46.527	<u>150.8</u>	1:01.213	81.6	Pit In		183.4	3:13.990	
11	44.110	135.2	44.282	85.4	Pit In		189.5	2:27.300		22									

225 Meireles-M. Silva										Porsche 911 2.8 RSR									
lap	Sect-1	Speed	Sect-2	Speed	Sect-3	Speed	TopSpeed	laptime	pit	lap	Sect-1	Speed	Sect-2	Speed	Sect-3	Speed	Topspeed	laptime	pit
1		124.1	46.392	89.4	53.514		150.6	2:28.184		9	43.688	133.0	43.535	91.4	50.754		196.0	2:17.977	
2	45.503	127.4	44.583	83.3	51.092		203.4	2:21.178		10	43.799	129.0	43.713	88.2	50.905		192.5	2:18.417	
3	45.689	126.2	46.054	88.7	51.542		<u>210.5</u>	2:23.285		11	45.063	136.0	44.760	<u>94.3</u>	Pit In		186.9	2:29.206	
4	43.861	125.1	43.973	81.9	50.860		192.2	2:18.694		12	Pit Out	<u>146.5</u>	<u>41.676</u>	<u>89.3</u>	<u>48.589</u>				3:57.667
5	<u>43.319</u>	129.0	43.963	81.9	50.096		200.7	<u>2:17.378</u>		13	46.502	137.9	41.688	87.4	52.294		196.0	2:20.484	
6	57.750	129.7	44.689	93.5	50.336		200.4	2:32.775		14	47.176	137.2	48.519	87.6	53.562		188.8	2:29.257	
7	44.313	132.8	46.051	85.7	51.839		178.2	2:22.203		15	47.156	137.6	41.724	87.2	54.914		186.9	2:23.794	
8	44.494	129.8	44.569	88.2	50.874		184.6	2:19.937		16	49.707	140.1	42.915	88.0	Pit In		183.1	2:38.537	

227 Carlos Barbot										Merlyn MK4									
lap	Sect-1	Speed	Sect-2	Speed	Sect-3	Speed	TopSpeed	laptime	pit	lap	Sect-1	Speed	Sect-2	Speed	Sect-3	Speed	Topspeed	laptime	pit
1		142.7	42.397	91.1	48.338		176.2	2:15.994		13	40.360	145.7	40.745	91.4	47.834		214.3	2:08.939	
2	40.201	147.7	40.647	96.4	47.243		215.1	2:08.091		14	40.144	<u>158.8</u>	40.800	93.3	47.718		213.0	2:08.662	
3	40.719	137.8	40.864	100.5	48.354		205.7	2:09.937		15	40.636	146.5	41.306	95.4	47.742		206.1	2:09.684	
4	41.846	153.8	40.743	103.5	47.648		217.3	2:10.237		16	40.334	149.2	41.591	93.4	47.324		218.2	2:09.249	
5	40.898	153.4	40.404	103.4	47.998		209.7	2:09.300		17	40.338	154.7	42.689	101.3	47.823		211.8	2:10.850	
6	41.491	140.3	41.289	98.3	47.613		210.1	2:10.393		18	41.196	147.9	40.829	97.5	47.812		213.9	2:09.837	
7	40.870	146.3	40.123	97.3	47.267		218.6	2:08.260		19	40.505	151.9	40.372	100.7	48.645		215.6	2:09.522	
8	40.309	156.1	42.335	101.0	47.906		213.4	2:10.550		20	39.954	149.6	40.472	<u>107.7</u>	48.359		216.9	2:08.785	
9	<u>39.610</u>	148.1	40.812	96.3	<u>47.226</u>		218.2	<u>2:07.648</u>		21	39.839	157.2	<u>40.054</u>	88.5	48.436		<u>219.1</u>	2:08.329	
10	40.958	144.6	40.449	99.5	47.586		216.0	2:08.993		22	40.592	153.6	40.555	<u>107.7</u>	48.414		213.4	2:09.561	
11	40.106	149.0	42.371	98.2	Pit In		213.9	2:17.704		23	40.179	158.1	40.951	93.7	49.640		216.4	2:10.770	
12	Pit Out	149.2	41.023	91.3	47.781			3:40.643		24									



## Algarve Super Racing Series

Autódromo Internacional do Algarve

**HISTORIC ENDURANCE**

7 - 9 May 2021

Laps and Sector Times - RACE 2

Autodromo Internacional Algarve - 4652 mtr.

327 Nunes-daI Maso-Carvalhosa									Porsche 911 SWB								
lap	Sect-1	Speed	Sect-2	Speed	Sect-3	Speed	TopSpeed	laptime pit	lap	Sect-1	Speed	Sect-2	Speed	Sect-3	Speed	Topspeed	laptime pit
1		113.8	50.932	82.8	54.605		146.9	2:40.961	12	47.174	125.9	47.107	86.6	52.711		186.5	2:26.992
2	48.891	111.2	48.232	83.7	53.993		181.5	2:31.116	13	45.863	138.1	46.711	88.7	53.807		185.9	2:26.381
3	47.834	120.3	47.543	84.1	53.568		180.0	2:28.945	14	46.636	136.4	47.025	93.3	53.203		187.5	2:26.864
4	47.822	139.0	46.949	88.9	53.291		182.7	2:28.062	15	46.687	141.2	46.798	90.2	53.112		181.5	2:26.597
5	45.968	126.6	46.714	87.3	53.094		188.8	2:25.776	16	45.628	141.9	46.645	89.1	52.883		189.1	2:25.156
6	46.778	135.5	46.879	85.2	53.609		180.3	2:27.266	17	46.102	139.9	48.347	85.2	52.809		190.1	2:27.258
7	47.258	130.9	47.257	92.3	53.368		180.0	2:27.883	18	45.986	<u>144.2</u>	46.249	91.0	<u>52.583</u>		189.5	<u>2:24.818</u>
8	46.723	135.0	48.416	87.9	53.445		182.7	2:28.584	19	45.717	136.4	<u>46.022</u>	92.0	53.764		187.5	2:25.503
9	45.919	139.0	47.067	91.7	Pit In		184.3	2:34.241	20	<u>45.507</u>	143.4	46.300	<u>95.1</u>	53.146		<u>191.2</u>	2:24.953
10	Pit Out	138.8	46.355	79.2	53.608			3:52.848	21	45.837	143.6	46.125	90.4	53.044		188.2	2:25.006
11	46.231	135.5	47.433	92.5	53.218		188.2	2:26.882	22								

337 Maso-Nunes-Carvalhosa									Porsche 2.5 ST								
lap	Sect-1	Speed	Sect-2	Speed	Sect-3	Speed	TopSpeed	laptime pit	lap	Sect-1	Speed	Sect-2	Speed	Sect-3	Speed	Topspeed	laptime pit
1		126.3	45.868	94.6	51.966		160.0	2:28.846	12	44.315	141.0	44.677	95.2	52.130		194.9	2:21.122
2	46.200	131.1	44.502	91.3	51.111		201.5	2:21.813	13	43.868	141.2	47.825	100.9	51.634		195.7	2:23.327
3	44.222	136.4	45.331	87.7	51.368		<u>207.7</u>	2:20.921	14	44.105	138.3	43.966	<u>102.7</u>	51.919		194.2	2:19.990
4	43.540	134.7	44.223	85.9	50.826		204.9	2:18.589	15	43.712	145.0	43.560	95.7	51.739		195.7	2:19.011
5	<u>43.157</u>	136.5	44.069	94.8	50.494		203.0	2:17.720	16	43.752	146.3	43.890	102.6	51.200		196.4	2:18.842
6	43.395	147.3	43.970	90.4	50.644		206.5	2:18.009	17	43.789	151.3	43.774	99.6	50.924		194.2	2:18.487
7	43.464	146.1	43.843	95.0	<u>50.163</u>		206.9	<u>2:17.470</u>	18	43.708	146.7	43.740	96.3	51.061		194.2	2:18.509
8	43.191	131.1	44.272	95.4	50.555		201.1	2:18.018	19	43.302	<u>153.8</u>	43.860	97.8	51.129		194.2	2:18.291
9	44.174	146.1	43.654	98.1	Pit In		197.8	2:27.882	20	44.594	139.5	43.732	92.5	51.461		196.0	2:19.787
10	Pit Out	129.7	45.210	97.0	51.889			4:01.866	21	44.716	139.5	44.496	93.7	50.829		192.5	2:20.041
11	44.961	139.2	44.150	96.8	51.373		187.5	2:20.484	22	43.584	149.6	<u>43.472</u>	96.7	51.414		194.6	2:18.470