

Algarve Super Racing Series
Autódromo Internacional do Algarve

Group 1 / Mini

7 - 9 May 2021

Laps and Sector Times - RACE 1

Autodromo Internacional Algarve - 4652 mtr.

6 C. Silva-Salvada										Mini Cooper 1275									
lap	Sect-1	Speed	Sect-2	Speed	Sect-3	Speed	TopSpeed	laptime	pit	lap	Sect-1	Speed	Sect-2	Speed	Sect-3	Speed	Topspeed	laptime	pit
1	58.801	125.1	53.947	84.6	58.360		116.3	2:51.108		8	52.226	136.4	51.950	98.5	Pit In		138.8	2:55.977	
2	52.133	123.0	55.078	82.3	58.373		152.5	2:45.584		9	Pit Out	135.0	52.648	100.2	57.795			5:58.254	
3	52.106	127.7	52.792	100.3	58.005		147.3	2:42.903		10	52.136	134.7	51.543	97.8	57.274		142.1	2:40.953	
4	51.950	132.8	53.073	89.0	57.466		146.9	2:42.489		11	51.618	132.0	52.587	95.6	57.550		144.8	2:41.755	
5	51.493	133.5	52.063	103.4	59.446		145.4	2:43.002		12	51.948	133.3	52.133	103.1	57.051		148.1	2:41.132	
6	52.584	131.9	52.438	94.1	57.413		140.1	2:42.435		13	51.613	132.4	51.911	104.7	57.871		148.4	2:41.395	
7	51.717	133.5	52.397	104.3	58.941		142.1	2:43.055		14	51.014	134.7	51.371	103.4	57.627		145.6	2:40.012	

7 Henrique Mesquita										Mini Cooper 1275									
lap	Sect-1	Speed	Sect-2	Speed	Sect-3	Speed	TopSpeed	laptime	pit	lap	Sect-1	Speed	Sect-2	Speed	Sect-3	Speed	Topspeed	laptime	pit
1	58.747	119.5	55.760	85.6	1:00.529		120.0	2:55.036		8	Pit Out	130.6	52.421	90.3	1:00.918			5:54.068	
2	55.212	118.8	55.380	85.7	1:00.110		144.8	2:50.702		9	53.588	127.1	54.032	87.4	59.730		134.5	2:47.350	
3	53.576	127.7	55.408	81.8	59.658		141.7	2:48.642		10	52.921	128.6	54.092	92.9	1:00.071		129.2	2:47.084	
4	53.166	127.5	54.830	85.9	1:00.568		141.9	2:48.564		11	53.124	129.3	53.737	85.0	59.307		141.9	2:46.168	
5	53.449	119.1	54.414	92.5	59.154		138.5	2:47.017		12	52.089	132.5	54.433	88.2	59.380		139.5	2:45.902	
6	53.764	127.5	54.304	86.5	59.349		135.8	2:47.417		13	52.707	130.9	54.056	95.1	59.654		137.9	2:46.417	
7	52.882	129.3	54.834	79.2	Pit In		135.2	2:56.194		14	52.785	127.4	54.074	92.1	58.923		138.3	2:45.782	

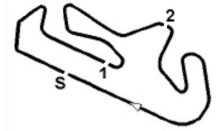
11 Sepúlveda-Soares										Mini Cooper 1275									
lap	Sect-1	Speed	Sect-2	Speed	Sect-3	Speed	TopSpeed	laptime	pit	lap	Sect-1	Speed	Sect-2	Speed	Sect-3	Speed	Topspeed	laptime	pit
1	56.739	131.5	52.196	83.7	57.657		117.8	2:46.592		8	51.690	128.1	51.104	97.9	Pit In		140.1	2:47.718	
2	51.539	138.3	52.172	92.7	57.372		149.6	2:41.083		9	Pit Out	126.2	52.639	93.3	57.589			6:11.542	
3	51.811	132.8	51.245	90.5	57.463		149.2	2:40.519		10	51.616	131.4	51.781	88.1	56.792		141.9	2:40.189	
4	51.009	133.7	51.713	97.7	57.648		144.4	2:40.370		11	52.309	126.5	51.085	91.0	57.092		142.9	2:40.486	
5	50.886	134.5	51.589	93.3	57.826		143.0	2:40.301		12	51.344	124.1	51.210	87.0	56.675		142.7	2:39.229	
6	51.526	132.8	51.236	95.6	58.280		140.4	2:41.042		13	51.303	130.3	51.910	86.7	56.918		142.5	2:40.131	
7	51.947	136.7	51.826	96.5	57.908		138.3	2:41.681		14	51.405	125.6	52.717	88.5	56.488		142.1	2:40.610	

18 Dias-Dias										Mini Cooper 1275									
lap	Sect-1	Speed	Sect-2	Speed	Sect-3	Speed	TopSpeed	laptime	pit	lap	Sect-1	Speed	Sect-2	Speed	Sect-3	Speed	Topspeed	laptime	pit
1	56.751	132.0	53.392	83.4	57.902		118.3	2:48.045		8	52.369	134.3	51.487	91.0	Pit In		134.2	2:48.715	
2	53.769	129.3	53.322	87.0	58.225		144.0	2:45.316		9	Pit Out	130.9	51.787	93.1	57.917			6:09.516	
3	52.697	129.8	52.704	87.2	57.559		139.5	2:42.960		10	52.475	126.9	51.425	98.5	58.056		135.5	2:41.956	
4	52.435	131.4	51.833	92.2	57.753		139.5	2:42.021		11	52.186	130.8	51.417	94.5	57.541		137.1	2:41.144	
5	51.967	133.0	52.204	87.3	58.102		139.0	2:42.273		12	52.314	116.0	52.123	94.9	57.938		137.9	2:42.375	
6	52.340	135.5	51.337	92.9	57.686		135.2	2:41.363		13	51.325	131.5	51.162	95.6	57.932		140.1	2:40.419	
7	52.329	134.8	51.645	91.1	57.383		133.5	2:41.357		14	51.651	131.1	51.143	91.8	57.445		138.8	2:40.239	

21 João Fedorowicz										Mini Cooper 1275									
lap	Sect-1	Speed	Sect-2	Speed	Sect-3	Speed	TopSpeed	laptime	pit	lap	Sect-1	Speed	Sect-2	Speed	Sect-3	Speed	Topspeed	laptime	pit
1	57.022	123.3	54.135	94.0	58.864		125.4	2:50.021		7	53.227	125.0	53.947	89.6	Pit In		135.8	2:54.617	
2	52.528	120.3	54.705	94.7	58.200		149.0	2:45.433		8	Pit Out	123.6	52.675	89.5	58.202			6:10.037	
3	52.156	130.0	53.461	94.1	57.841		149.8	2:43.458		9	52.705	128.1	52.178	92.6	57.961		139.2	2:42.844	
4	52.574	128.1	53.697	92.3	57.483		146.3	2:43.754		10	52.673	124.7	51.643	98.1	57.878		136.7	2:42.194	
5	52.119	129.0	53.976	93.8	57.485		145.0	2:43.580		11	52.923	115.3	1:01.060	75.6	Pit In		141.4	3:28.347	
6	1:51.322	88.3	1:00.609	91.9	58.964		148.4	3:50.895		12									

28 Carvalhosa-Affonso										Mini Cooper 1275									
lap	Sect-1	Speed	Sect-2	Speed	Sect-3	Speed	TopSpeed	laptime	pit	lap	Sect-1	Speed	Sect-2	Speed	Sect-3	Speed	Topspeed	laptime	pit
1	57.158	115.4	53.672	88.7	59.053		119.9	2:49.883		6	52.704	128.4	51.827	97.4	57.958		137.6	2:42.489	
2	53.046	117.0	54.443	89.1	58.754		142.5	2:46.243		7	52.090	135.0	51.523	108.4	59.553		142.1	2:43.166	
3	52.595	129.5	52.614	104.2	59.351		140.6	2:44.560		8	52.382	132.0	51.160	109.4	58.714		141.0	2:42.256	
4	52.366	129.7	52.717	86.7	57.994		143.4	2:43.077		9	52.386	127.4	51.459	89.9	58.919		137.2	2:42.764	
5	51.923	130.3	51.668	93.5	58.419		144.4	2:42.010		10									

55 Rúben Veludo										Mini Cooper 1275									
lap	Sect-1	Speed	Sect-2	Speed	Sect-3	Speed	TopSpeed	laptime	pit	lap	Sect-1	Speed	Sect-2	Speed	Sect-3	Speed	Topspeed	laptime	pit
1	59.383	118.6	53.752	88.7	58.473		119.6	2:51.608		8	52.054	130.4	51.894	97.4	57.780		137.6	2:41.728	



Algarve Super Racing Series
Autódromo Internacional do Algarve

Group 1 / Mini

7 - 9 May 2021

Laps and Sector Times - RACE 1

Autodromo Internacional Algarve - 4652 mtr.

2	53.109	118.3	54.060	84.4	58.874	149.0	2:46.043	9	51.860	127.5	50.873	105.0	57.415	137.9	2:40.148
3	52.988	126.2	53.117	98.2	57.907	147.5	2:44.012	10	51.685	135.3	51.016	100.0	<u>57.063</u>	140.1	<u>2:39.764</u>
4	51.706	133.0	52.355	97.6	57.602	144.4	2:41.663	11	51.525	129.3	51.911	99.3	57.763	145.2	2:41.199
5	52.535	124.0	52.554	99.5	58.038	144.4	2:43.127	12	52.172	129.5	51.255	<u>105.5</u>	57.635	146.1	2:41.062
6	52.702	127.1	51.933	96.4	Pit In	141.7	2:50.258	13	51.659	<u>136.0</u>	52.030	97.7	58.143	<u>149.4</u>	2:41.832
7	Pit Out	128.1	<u>50.826</u>	99.4	57.726		6:08.047	14	<u>51.244</u>	129.2	50.955	99.1	57.778	147.3	2:39.977

62 Borreguero-Cardal								Mini Cooper 1275											
lap	Sect-1	Speed	Sect-2	Speed	Sect-3	Speed	TopSpeed	laptime	pit	lap	Sect-1	Speed	Sect-2	Speed	Sect-3	Speed	Topspeed	laptime	pit
1	1:00.138	119.9	54.338	85.2	59.530		119.7	2:54.006		8	Pit Out	128.0	52.401	87.4	58.885			6:03.663	
2	54.193	127.7	54.967	83.0	59.289		145.2	2:48.449		9	52.304	128.9	52.501	83.5	58.313		141.5	2:43.118	
3	53.392	123.4	54.906	80.5	1:00.649		<u>147.1</u>	2:48.947		10	52.535	125.7	52.587	85.2	58.379		138.8	2:43.501	
4	53.826	114.0	53.918	82.4	58.787		145.9	2:46.531		11	52.415	129.7	52.043	89.9	58.380		141.7	2:42.838	
5	52.735	127.1	53.108	86.7	58.619		144.8	2:44.462		12	<u>51.903</u>	127.4	53.725	<u>97.7</u>	<u>58.081</u>		143.2	2:43.709	
6	53.653	128.3	52.986	82.0	58.232		140.4	2:44.871		13	51.985	<u>132.2</u>	<u>51.668</u>	89.3	58.381		140.6	<u>2:42.034</u>	
7	52.731	129.8	52.842	79.8	Pit In		139.2	2:55.246		14	52.082	126.0	52.355	88.9	58.497		140.4	2:42.934	

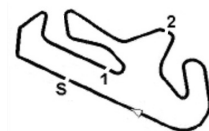
221 Lima-Lima								Mini Cooper 1300											
lap	Sect-1	Speed	Sect-2	Speed	Sect-3	Speed	TopSpeed	laptime	pit	lap	Sect-1	Speed	Sect-2	Speed	Sect-3	Speed	Topspeed	laptime	pit
1	1:00.145	118.6	55.779	81.8	59.687		113.0	2:55.611		8	Pit Out	117.9	52.792	81.1	58.095			6:18.389	
2	54.482	113.9	54.867	<u>95.2</u>	59.986		<u>146.9</u>	2:49.335		9	53.667	125.0	52.298	92.8	58.270		143.0	2:44.235	
3	54.320	119.5	54.808	80.5	59.461		146.1	2:48.589		10	55.355	122.9	52.274	90.4	58.602		138.1	2:46.231	
4	53.372	123.6	53.683	83.9	59.307		146.5	2:46.362		11	52.477	127.1	53.648	89.9	58.736		142.9	2:44.861	
5	53.638	114.0	54.284	82.6	59.090		145.6	2:47.012		12	<u>52.342</u>	<u>130.9</u>	52.403	88.5	57.945		145.6	2:42.690	
6	53.529	125.4	54.621	80.2	58.925		144.4	2:47.075		13	52.640	126.0	<u>51.375</u>	91.8	58.050		142.7	<u>2:42.065</u>	
7	53.139	130.3	54.509	87.7	Pit In		139.9	2:58.660		14	52.404	125.3	52.228	88.1	<u>57.744</u>		143.0	2:42.376	

501 D. Pedro-Pereira								Ford Escort RS2000											
lap	Sect-1	Speed	Sect-2	Speed	Sect-3	Speed	TopSpeed	laptime	pit	lap	Sect-1	Speed	Sect-2	Speed	Sect-3	Speed	Topspeed	laptime	pit
1		130.8	46.202	88.6	51.397		153.6	2:25.653		10	43.452	147.1	43.163	97.2	49.771		175.9	2:16.386	
2	44.948	131.7	45.626	91.4	50.932		181.2	2:21.506		11	44.084	129.7	43.981	93.1	49.463		174.2	2:17.528	
3	44.610	128.4	45.653	87.3	50.590		181.2	2:20.853		12	43.311	142.9	42.768	97.5	48.969		180.9	<u>2:15.048</u>	
4	44.015	127.5	44.872	91.8	49.991		179.7	2:18.878		13	46.332	<u>148.1</u>	<u>42.642</u>	<u>101.0</u>	49.414		126.5	2:18.388	
5	43.906	132.2	44.207	89.9	49.792		178.5	2:17.905		14	43.384	139.4	43.297	92.1	<u>48.895</u>		<u>192.5</u>	2:15.576	
6	44.232	137.9	45.939	89.1	50.034		178.2	2:20.205		15	44.469	139.7	43.449	90.5	49.845		192.2	2:17.763	
7	43.975	137.9	44.105	92.0	49.379		175.3	2:17.459		16	44.394	144.8	43.217	95.8	49.172		173.6	2:16.783	
8	43.836	132.5	44.898	93.3	Pit In		174.8	2:25.279		17	<u>43.206</u>	138.5	43.372	97.3	48.918		189.8	2:15.496	
9	Pit Out	138.5	43.725	89.6	49.730			3:40.034		18									

502 Gaspar-Ferreira								VW Golf GTI											
lap	Sect-1	Speed	Sect-2	Speed	Sect-3	Speed	TopSpeed	laptime	pit	lap	Sect-1	Speed	Sect-2	Speed	Sect-3	Speed	Topspeed	laptime	pit
1		121.3	50.353	89.1	56.282		139.2	2:41.717		9	46.683	148.6	47.006	96.0	52.417		160.5	2:26.106	
2	48.644	132.0	49.912	85.6	54.348		167.2	2:32.904		10	46.722	<u>149.4</u>	47.424	90.5	Pit In		163.1	2:35.488	
3	51.130	136.5	48.826	86.7	53.992		146.7	2:33.948		11	Pit Out	145.0	48.041	94.2	<u>52.142</u>			3:53.601	
4	47.773	141.4	48.428	84.7	53.251		<u>167.4</u>	2:29.452		12	46.687	147.3	46.793	98.4	52.351		161.9	2:25.831	
5	48.435	141.0	47.957	89.4	53.243		163.6	2:29.635		13	46.338	126.2	47.272	94.9	52.581		165.9	2:26.191	
6	47.905	145.4	47.551	90.9	53.774		162.7	2:29.230		14	46.510	145.0	47.148	96.2	52.625		167.2	2:26.283	
7	47.570	148.6	46.719	98.4	52.594		157.4	2:26.883		15	<u>46.183</u>	144.4	46.569	97.4	52.297		166.7	2:25.049	
8	47.301	141.9	47.317	97.6	52.825		159.3	2:27.443		16	46.402	147.5	<u>46.370</u>	<u>100.9</u>	52.227		<u>167.4</u>	<u>2:24.999</u>	

504 Gaspar-M. Gaspar								Ford Escort RS2000											
lap	Sect-1	Speed	Sect-2	Speed	Sect-3	Speed	TopSpeed	laptime	pit	lap	Sect-1	Speed	Sect-2	Speed	Sect-3	Speed	Topspeed	laptime	pit
1		137.8	46.272	89.0	51.238		150.0	2:24.449		3	44.383	135.0	45.396	92.9	51.738		<u>192.2</u>	2:21.517	
2	44.722	<u>145.2</u>	<u>45.054</u>	<u>96.8</u>	<u>50.799</u>		191.2	<u>2:20.575</u>		4	<u>44.224</u>	138.6	45.060	89.9	Pit In		191.8	2:37.487	

506 M. Ribeiro-Ribeiro								Alfa Romeo Giulia											
lap	Sect-1	Speed	Sect-2	Speed	Sect-3	Speed	TopSpeed	laptime	pit	lap	Sect-1	Speed	Sect-2	Speed	Sect-3	Speed	Topspeed	laptime	pit
1		109.3	53.879	77.4	57.829		141.9	2:50.034		9	49.452	137.1	<u>48.849</u>	84.1	Pit In		157.4	2:40.627	
2	51.910	114.9	52.839	79.1	56.943		<u>161.2</u>	2:41.692		10	Pit Out	120.4	50.806	94.7	56.270			4:01.191	
3	51.949	95.4	52.590	81.3	56.148		160.2	2:40.687		11	50.463	128.4	51.643	98.0	55.822		148.8	2:37.928	
4	50.826	117.9	50.187	85.9	55.463		158.8	2:36.476		12	50.067	137.1	51.409	96.4	55.387		155.4	2:36.863	



Algarve Super Racing Series
Autódromo Internacional do Algarve

Group 1 / Mini

7 - 9 May 2021

Laps and Sector Times - RACE 1

Autodromo Internacional Algarve - 4652 mtr.

5	50.457	136.7	49.879	84.7	55.048	157.7	2:35.384	13	50.260	131.9	49.587	<u>101.5</u>	55.360	156.5	2:35.207
6	<u>49.292</u>	137.1	49.407	88.2	55.479	156.1	<u>2:34.178</u>	14	50.446	135.5	50.557	91.3	55.614	158.4	2:36.617
7	49.949	140.4	49.108	90.5	55.521	151.7	2:34.578	15	50.271	131.5	51.751	92.7	55.863	156.5	2:37.885
8	51.449	<u>142.9</u>	49.043	86.9	<u>54.851</u>	146.7	2:35.343	16							

508 Paulo Vieira									Ford Escort RS2000										
lap	Sect-1	Speed	Sect-2	Speed	Sect-3	Speed	TopSpeed	laptime	pit	lap	Sect-1	Speed	Sect-2	Speed	Sect-3	Speed	Topspeed	laptime	pit
1		130.0	47.489	89.3	54.562		147.1	2:30.112		10	Pit Out	139.9	43.661	100.1	51.758			3:47.749	
2	46.715	131.9	46.736	87.3	52.688		189.5	2:26.139		11	44.052	136.0	43.480	100.0	49.955		190.8	2:17.487	
3	45.833	133.8	45.810	95.3	52.128		190.8	2:23.771		12	46.766	150.4	43.851	94.7	49.838		132.7	2:20.455	
4	44.388	148.8	45.594	96.0	51.349		192.5	2:21.331		13	44.470	147.1	43.753	93.6	50.000		192.9	2:18.223	
5	44.107	138.1	44.800	94.7	50.987		192.5	2:19.894		14	<u>42.870</u>	143.8	44.433	88.4	<u>49.608</u>		<u>196.0</u>	<u>2:16.911</u>	
6	43.889	142.1	44.996	98.7	51.571		194.2	2:20.456		15	43.615	145.0	44.671	<u>114.0</u>	51.899		195.7	2:20.185	
7	44.940	<u>154.5</u>	45.065	97.6	51.070		190.8	2:21.075		16	43.501	129.0	<u>43.318</u>	101.9	52.156		192.9	2:18.975	
8	43.511	149.2	44.044	100.6	50.738		192.2	2:18.293		17	43.331	137.9	44.124	100.0	50.668		194.2	2:18.123	
9	43.813	143.0	43.747	99.7	Pit In		192.9	2:25.352		18									

510 Lopes-Lopes									Datsun										
lap	Sect-1	Speed	Sect-2	Speed	Sect-3	Speed	TopSpeed	laptime	pit	lap	Sect-1	Speed	Sect-2	Speed	Sect-3	Speed	Topspeed	laptime	pit
1	1:01.353	102.2	56.928	75.3	1:00.959		133.7	2:59.240		8	54.723	<u>129.2</u>	<u>53.436</u>	<u>86.5</u>	1:00.479		135.3	2:48.638	
2	55.603	111.3	56.125	76.5	1:00.769		139.2	2:52.497		9	54.868	119.7	54.015	74.3	59.272		135.5	2:48.155	
3	54.826	116.5	54.856	76.2	58.949		<u>148.6</u>	2:48.631		10	55.344	114.0	55.243	79.2	Pit In		135.0	2:57.228	
4	<u>53.716</u>	117.1	53.952	80.6	<u>58.492</u>		143.8	<u>2:46.160</u>		11	Pit Out	118.7	54.579	75.4	59.302			3:50.246	
5	54.123	117.6	1:10.225	63.3	Pit In		146.3	3:22.153		12	54.361	113.9	54.660	82.6	59.156		138.1	2:48.177	
6	Pit Out	122.2	54.224	74.3	59.769			4:06.508		13	54.722	116.1	53.445	76.7	59.456		140.4	2:47.623	
7	55.378	104.4	53.921	74.9	59.612		133.8	2:48.911		14	53.843	122.6	53.697	75.1	59.152		140.4	2:46.692	

515 Veiga Lopes									Ford Escort RS2000										
lap	Sect-1	Speed	Sect-2	Speed	Sect-3	Speed	TopSpeed	laptime	pit	lap	Sect-1	Speed	Sect-2	Speed	Sect-3	Speed	Topspeed	laptime	pit
1		111.5	58.093	77.1	1:04.022		131.5	3:03.251		9	48.080	141.9	49.252	92.6	Pit In		<u>177.3</u>	2:42.849	
2	56.231	110.8	57.433	82.9	1:02.553		130.8	2:56.217		10	Pit Out	147.7	49.403	87.9	55.998			4:02.456	
3	53.341	134.3	55.983	79.7	1:00.378		161.0	2:49.702		11	49.035	136.2	49.327	88.2	54.768		142.1	2:33.130	
4	52.480	118.9	53.784	83.6	59.248		164.6	2:45.512		12	47.967	145.9	48.102	88.8	54.828		175.3	2:30.897	
5	50.346	130.4	54.066	85.1	57.640		168.8	2:42.052		13	46.844	145.6	48.083	<u>97.8</u>	54.967		169.0	2:29.894	
6	50.151	136.0	51.157	86.7	57.719		166.7	2:39.027		14	<u>45.983</u>	148.4	<u>47.672</u>	92.0	55.650		174.8	<u>2:29.305</u>	
7	49.501	138.6	50.501	82.2	56.521		173.4	2:36.523		15	46.959	<u>151.5</u>	48.307	92.4	<u>54.596</u>		175.3	2:29.862	
8	48.708	145.7	49.477	95.2	56.409		165.4	2:34.594		16									

516 D. Lopes-Martins									Ford Escort RS2000										
lap	Sect-1	Speed	Sect-2	Speed	Sect-3	Speed	TopSpeed	laptime	pit	lap	Sect-1	Speed	Sect-2	Speed	Sect-3	Speed	Topspeed	laptime	pit

518 P. Liberal-Freitas									Ford Escort RS2000										
lap	Sect-1	Speed	Sect-2	Speed	Sect-3	Speed	TopSpeed	laptime	pit	lap	Sect-1	Speed	Sect-2	Speed	Sect-3	Speed	Topspeed	laptime	pit
1		126.6	48.116	89.2	53.445		137.1	2:31.632		10	Pit Out	145.9	44.528	83.1	50.925			3:53.450	
2	46.361	129.8	46.791	86.7	52.313		184.0	2:25.465		11	44.656	144.8	44.192	89.6	50.458		186.9	2:19.306	
3	45.690	120.7	46.543	90.9	51.496		192.5	2:23.729		12	44.188	147.1	44.077	93.8	51.116		187.8	2:19.381	
4	44.573	137.6	46.259	90.9	51.205		<u>193.5</u>	2:22.037		13	43.568	149.6	43.584	95.4	50.270		189.1	2:17.422	
5	44.242	148.1	46.125	92.9	51.168		191.8	2:21.535		14	42.981	150.4	43.806	<u>99.2</u>	51.036		191.8	2:17.823	
6	44.104	145.0	45.976	86.1	51.299		189.5	2:21.379		15	44.167	152.8	44.147	89.8	49.794		178.5	2:18.108	
7	44.637	140.8	45.498	93.3	51.870		187.5	2:22.005		16	44.117	149.2	<u>43.309</u>	90.0	<u>49.639</u>		191.5	2:17.065	
8	44.505	152.3	45.928	93.3	50.972		185.6	2:21.405		17	<u>42.933</u>	<u>163.6</u>	43.931	92.5	49.770		190.5	<u>2:16.634</u>	
9	45.111	138.1	44.618	94.7	Pit In		183.7	2:29.064		18									

521 Azevedo-Areia									Ford Escort RS2000										
lap	Sect-1	Speed	Sect-2	Speed	Sect-3	Speed	TopSpeed	laptime	pit	lap	Sect-1	Speed	Sect-2	Speed	Sect-3	Speed	Topspeed	laptime	pit
1		127.4	46.286	95.7	51.955		153.2	2:27.100		10	43.965	140.3	44.141	97.4	Pit In		185.9	2:28.055	
2	45.663	138.5	46.291	84.6	51.515		<u>192.2</u>	2:23.469		11	Pit Out	138.8	<u>44.032</u>	<u>109.8</u>	51.209			3:47.546	
3	44.897	130.3	45.900	90.1	52.094		190.5	2:22.891		12	45.905	141.9	44.188	102.6	52.017		165.9	2:22.110	
4	44.632	146.5	45.114	90.5	51.737		188.8	2:21.483		13	43.802	149.0	44.202	101.0	<u>50.366</u>		191.8	<u>2:18.370</u>	
5	44.453	139.9	45.638	92.5	51.587		186.5	2:21.678		14	43.893	150.8	44.449	96.7	50.903		191.8	2:19.245	

Algarve Super Racing Series

Autódromo Internacional do Algarve

Group 1 / Mini

7 - 9 May 2021

Laps and Sector Times - RACE 1

Autodromo Internacional Algarve - 4652 mtr.

6	44.429	137.2	45.154	92.1	51.439	186.5	2:21.022	15	<u>43.557</u>	147.7	44.229	88.7	50.899	191.2	2:18.685
7	44.838	144.2	45.968	98.5	51.444	189.5	2:22.250	16	44.015	149.4	44.332	91.0	50.668	190.5	2:19.015
8	44.339	<u>151.3</u>	44.874	95.8	51.016	186.5	2:20.229	17	45.260	136.5	44.177	104.3	50.721	191.5	2:20.158
9	44.181	139.5	44.122	93.4	50.962	184.9	2:19.265	18							

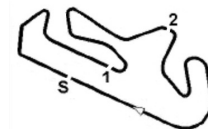
523 Breda-Gomes									Ford Escort RS2000								
lap	Sect-1	Speed	Sect-2	Speed	Sect-3	Speed	TopSpeed	laptime pit	lap	Sect-1	Speed	Sect-2	Speed	Sect-3	Speed	Topspeed	laptime pit
1		112.3	50.870	81.0	55.350		140.3	2:38.476	10	45.367	112.4	45.957	87.5	56.031		182.4	2:27.355
2	46.642	121.9	49.151	85.4	54.317		188.8	2:30.110	11	45.533	130.3	46.790	96.7	51.046		180.9	2:23.369
3	46.073	109.4	48.024	88.1	52.816		190.8	2:26.913	12	45.665	127.7	44.866	88.7	51.065		182.4	2:21.596
4	45.980	127.2	48.543	90.5	52.586		<u>192.2</u>	2:27.109	13	46.809	121.2	45.059	88.5	<u>49.854</u>		183.1	2:21.722
5	44.508	135.7	47.180	89.3	51.921		190.5	2:23.609	14	45.413	127.5	44.615	96.3	50.924		187.8	2:20.952
6	44.245	<u>148.6</u>	45.905	94.9	51.111		188.8	2:21.261	15	44.841	128.1	45.021	90.3	50.476		183.7	2:20.338
7	<u>44.216</u>	143.8	45.075	<u>100.6</u>	51.176		187.2	2:20.467	16	45.142	129.8	44.775	93.8	50.676		182.7	2:20.593
8	44.518	146.3	<u>44.587</u>	93.0	Pit In		186.5	2:28.134	17	44.537	124.0	46.025	85.0	50.694		184.6	2:21.256
9	Pit Out	119.2	46.128	91.9	51.079			4:00.727	18								

524 Rui S. Carvalho									Porsche 924								
lap	Sect-1	Speed	Sect-2	Speed	Sect-3	Speed	TopSpeed	laptime pit	lap	Sect-1	Speed	Sect-2	Speed	Sect-3	Speed	Topspeed	laptime pit
1		113.2	52.300	86.3	58.033		138.8	2:48.104	9	47.016	<u>139.2</u>	49.075	89.1	53.108		175.3	2:29.199
2	51.471	116.9	51.346	85.2	58.495		173.6	2:41.312	10	47.470	125.7	47.920	90.6	53.238		174.8	2:28.628
3	51.198	109.3	51.835	91.5	57.341		175.9	2:40.374	11	48.167	133.3	<u>47.546</u>	<u>101.5</u>	53.346		147.5	2:29.059
4	49.720	130.3	50.370	88.8	55.730		177.9	2:35.820	12	46.982	136.0	47.902	94.5	53.872		166.7	2:28.756
5	49.643	124.6	49.420	86.8	54.966		178.2	2:34.029	13	<u>46.537</u>	132.2	47.754	90.3	53.350		177.9	2:27.641
6	49.435	128.1	48.831	91.1	Pit In		176.5	2:43.838	14	47.145	130.3	48.838	89.9	<u>52.494</u>		170.6	2:28.477
7	Pit Out	126.8	49.257	86.5	54.331			3:56.666	15	46.637	126.2	47.952	91.4	52.739		177.9	2:27.328
8	47.787	134.2	47.945	88.7	53.700		172.5	2:29.432	16	46.741	128.4	47.948	94.8	52.537		<u>178.5</u>	<u>2:27.226</u>

525 Gagliardini-Oliveira									VW Golf GTI								
lap	Sect-1	Speed	Sect-2	Speed	Sect-3	Speed	TopSpeed	laptime pit	lap	Sect-1	Speed	Sect-2	Speed	Sect-3	Speed	Topspeed	laptime pit
1	53.876	117.1	50.009	92.4	55.634		148.8	2:39.519	9	Pit Out	124.4	51.380	89.6	57.115			4:00.716
2	49.146	132.5	49.601	91.2	55.418			2:34.165	10	51.693	128.3	50.945	95.7	58.969			2:41.607
3	48.598	130.3	49.059	90.3	54.825			2:32.482	11	52.407	136.5	50.621	99.3	57.673		128.7	2:40.701
4	48.743	135.8	48.054	96.3	54.551		162.2	2:31.348	12	51.948	131.2	52.226	95.0	59.440		<u>165.1</u>	2:43.614
5	47.556	139.2	47.790	90.5	54.229			2:29.575	13	52.678	136.9	53.041	90.8	1:01.420			2:47.139
6	<u>47.214</u>	140.4	47.490	99.3	54.156			<u>2:28.860</u>	14	56.768	143.6	57.872	90.5	1:02.986		147.3	2:57.626
7	48.036	<u>145.9</u>	<u>47.152</u>		<u>53.911</u>			2:29.099	15	58.037	124.7	1:01.846	<u>102.0</u>	1:05.251		139.0	3:05.134
8	48.215	139.7	47.293		Pit In		156.1	2:39.174	16								

532 Rui Castro									Datsun 1200								
lap	Sect-1	Speed	Sect-2	Speed	Sect-3	Speed	TopSpeed	laptime pit	lap	Sect-1	Speed	Sect-2	Speed	Sect-3	Speed	Topspeed	laptime pit
1	1:00.834	103.7	57.578	77.3	1:02.538		132.2	3:00.950	9	Pit Out	122.6	52.249	83.3	58.028			4:02.359
2	56.302	103.6	56.557	74.7	1:00.126		138.1	2:52.985	10	53.231	122.9	52.343	80.7	<u>57.519</u>		135.0	2:43.093
3	54.455	<u>128.6</u>	53.867	81.9	59.287		<u>144.0</u>	2:47.609	11	53.103	114.2	52.200	82.8	57.689		135.2	2:42.992
4	53.594	120.8	53.331	82.8	59.122		139.2	2:46.047	12	52.577	124.0	53.293	75.5	58.559		140.1	2:44.429
5	54.061	127.8	54.638	84.2	58.718		138.8	2:47.417	13	52.823	115.6	<u>52.114</u>	86.1	57.775		138.8	2:42.712
6	54.666	116.5	53.079	83.9	58.463		138.8	2:46.208	14	<u>52.487</u>	119.9	52.282	83.9	57.808		139.0	<u>2:42.577</u>
7	53.829	121.8	52.941	<u>86.7</u>	58.119		137.1	2:44.889	15	52.554	124.7	52.441	86.5	57.915		137.2	2:42.910
8	53.601	118.8	53.322	84.1	Pit In		134.0	2:52.695	16								

539 Sardo-Frazão									Porsche 924								
lap	Sect-1	Speed	Sect-2	Speed	Sect-3	Speed	TopSpeed	laptime pit	lap	Sect-1	Speed	Sect-2	Speed	Sect-3	Speed	Topspeed	laptime pit
1	1:05.539	97.6	57.330	74.1	1:05.559		108.1	3:08.428	8	Pit Out	117.6	51.931	87.8	56.206			4:27.142
2	55.406	114.9	55.196	78.0	59.989		142.3	2:50.591	9	51.021	116.1	51.370	88.8	56.028		150.2	2:38.419
3	55.197	108.9	55.666	84.0	59.066		138.6	2:49.929	10	52.126	134.3	50.565	86.5	55.518		151.7	2:38.209
4	53.185	115.8	53.235	80.6	58.761		156.3	2:45.181	11	48.748	130.3	50.676	85.7	55.313		172.0	2:34.737
5	51.198	117.4	54.633	85.6	Pit In		168.8	2:55.282	12	48.099	<u>141.4</u>	49.307	90.8	<u>54.363</u>		<u>173.4</u>	<u>2:31.769</u>
6	Pit Out	112.0	54.993	75.6	1:05.476			4:02.308	13	<u>47.854</u>	135.2	50.558	91.3	55.737		171.2	2:34.149
7	55.660	113.0	53.969	84.6	Pit In		137.6	2:59.347	14	48.211	128.7	<u>48.877</u>	<u>94.0</u>	55.034		169.0	2:32.122



Algarve Super Racing Series

Autódromo Internacional do Algarve

Group 1 / Mini

7 - 9 May 2021

Laps and Sector Times - RACE 1

Autodromo Internacional Algarve - 4652 mtr.

540 Matos-Matos									VW Golf GTI										
lap	Sect-1	Speed	Sect-2	Speed	Sect-3	Speed	TopSpeed	laptime	pit	lap	Sect-1	Speed	Sect-2	Speed	Sect-3	Speed	Topspeed	laptime	pit
1	56.652	128.1	51.876	89.9	55.601		153.0	2:44.129		9	47.914	146.3	47.312	102.3	Pit In		159.8	2:37.412	
2	49.213	123.0	49.829	90.5	54.417		166.2	2:33.459		10	Pit Out	123.4	51.001	86.3	55.233			4:11.862	
3	50.251	95.5	50.438	92.9	53.883		169.0	2:34.572		11	50.577	132.2	48.411	90.8	53.891		142.9	2:32.879	
4	49.160	137.6	47.624	102.9	54.174		165.6	2:30.958		12	48.821	130.9	48.238	88.4	53.867		162.7	2:30.926	
5	48.213	137.9	47.699	98.6	53.765		165.4	2:29.677		13	47.600	132.8	47.359	86.7	53.616		167.2	2:28.575	
6	47.927	134.2	47.553	110.8	54.231		163.6	2:29.711		14	47.613	137.1	47.737	90.5	53.446		168.0	2:28.796	
7	48.619	137.1	47.615	108.8	53.419		160.0	2:29.653		15	49.075	131.9	47.282	90.5	53.986		164.9	2:30.343	
8	48.378	145.0	46.905	111.3	53.785		158.8	2:29.068		16	47.483	133.5	47.610	91.6	53.168		164.6	2:28.261	

541 Alberto Xavier									Datsun 1200										
lap	Sect-1	Speed	Sect-2	Speed	Sect-3	Speed	TopSpeed	laptime	pit	lap	Sect-1	Speed	Sect-2	Speed	Sect-3	Speed	Topspeed	laptime	pit
1	1:02.234	101.2	57.596	78.0	1:01.525		128.1	3:01.355		8	55.186	124.7	53.056	91.6	Pit In		135.2	2:55.277	
2	56.254	110.8	56.825	87.2	1:01.740		143.6	2:54.819		9	Pit Out	127.5	52.988	87.4	58.602			4:07.219	
3	54.993	120.1	55.647	87.4	1:00.384		145.9	2:51.024		10	54.174	132.0	53.199	92.5	58.479		132.0	2:45.852	
4	54.431	119.3	54.162	87.7	58.682		143.4	2:47.275		11	53.328	132.8	53.260	92.9	58.649		141.0	2:45.237	
5	54.032	114.3	54.182	90.2	59.023		143.8	2:47.237		12	53.454	127.4	52.335	89.0	58.093		141.4	2:43.882	
6	54.608	128.3	54.016	90.9	59.448		139.0	2:48.072		13	54.972	131.1	52.614	96.1	58.318		137.8	2:45.904	
7	54.437	125.1	54.018	90.5	59.930		134.7	2:48.385		14	53.544	123.6	52.674	89.2	59.004		137.6	2:45.222	

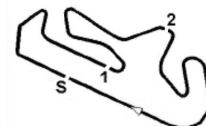
545 P. Abreu-Guerin									BMW 1600 Ti										
lap	Sect-1	Speed	Sect-2	Speed	Sect-3	Speed	TopSpeed	laptime	pit	lap	Sect-1	Speed	Sect-2	Speed	Sect-3	Speed	Topspeed	laptime	pit
1		114.6	56.107	82.3	1:00.057		121.6	2:55.715		9	48.944	124.0	49.056	86.5	56.380		165.1	2:34.380	
2	51.237	122.3	52.307	81.9	57.985		161.0	2:41.529		10	48.563	130.8	49.170	91.4	55.879		166.7	2:33.612	
3	50.716	115.8	54.516	77.5	57.797		162.2	2:43.029		11	48.848	134.3	49.252	85.0	55.180		157.7	2:33.280	
4	49.396	120.0	50.312	84.3	56.885		165.6	2:36.593		12	48.131	129.3	48.110	91.0	54.936		168.2	2:31.177	
5	49.195	119.2	50.499	83.9	57.542		168.0	2:37.236		13	48.596	129.0	47.797	93.7	54.413		166.7	2:30.806	
6	50.096	113.3	50.444	84.0	56.762		164.1	2:37.302		14	47.223	135.7	47.953	88.2	54.858		170.6	2:30.034	
7	49.965	120.4	50.747	82.6	Pit In		161.9	2:47.809		15	47.498	135.7	48.528	89.3	54.778		169.8	2:30.804	
8	Pit Out	124.7	49.977	84.6	56.257			3:57.772		16									

557 Francisco Cardoso									Peugeot 104ZS										
lap	Sect-1	Speed	Sect-2	Speed	Sect-3	Speed	TopSpeed	laptime	pit	lap	Sect-1	Speed	Sect-2	Speed	Sect-3	Speed	Topspeed	laptime	pit
1	1:01.015	109.9	54.407	87.2	59.585		118.6	2:55.007		9	53.507	116.9	51.497	90.2	58.819		132.2	2:43.823	
2	55.325	118.9	52.030	82.6	59.170		132.4	2:46.525		10	52.848	122.2	50.362	103.0	56.206		129.0	2:39.416	
3	54.571	126.8	53.171	85.2	1:01.080		131.9	2:48.822		11	54.087	128.9	50.363	100.8	57.837		137.6	2:42.287	
4	54.735	123.3	54.014	83.5	59.958		133.0	2:48.707		12	51.739	128.6	50.416	87.9	57.245		140.6	2:39.400	
5	54.669	115.0	53.637	90.1	1:00.453		130.9	2:48.759		13	52.155	131.5	50.950	91.8	57.613		133.7	2:40.718	
6	53.622	134.0	55.136	75.7	1:00.866		135.7	2:49.624		14	53.272	120.1	51.163	92.2	59.427		132.5	2:43.862	
7	54.246	114.0	53.399	90.5	Pit In		136.5	2:57.006		15	52.744	117.9	50.786	90.2	57.364		132.2	2:40.894	
8	Pit Out	132.7	51.711	89.6	59.137			4:25.202		16									

565 Santa Bárbara-Matos									Datsun 1200										
lap	Sect-1	Speed	Sect-2	Speed	Sect-3	Speed	TopSpeed	laptime	pit	lap	Sect-1	Speed	Sect-2	Speed	Sect-3	Speed	Topspeed	laptime	pit
1	1:00.399	116.4	56.527	81.9	58.693		131.9	2:55.619		8	54.339	125.4	53.074	89.9	58.636		135.8	2:46.049	
2	54.266	128.0	53.649	82.6	58.541		144.8	2:46.456		9	55.323	124.9	52.964	93.8	58.439		137.1	2:46.726	
3	53.429	128.4	52.759	84.2	57.544		142.5	2:43.732		10	56.488	126.3	52.213	94.1	Pit In		137.2	2:55.675	
4	52.780	133.0	52.246	86.1	57.671		141.7	2:42.697		11	Pit Out	128.0	51.482	93.4	57.205			3:04.760	
5	52.801	132.4	51.933	80.5	Pit In		141.7	2:46.385		12	52.564	131.2	51.515	92.6	57.690		143.4	2:41.769	
6	Pit Out	121.2	54.655	91.0	Pit In			3:42.337		13	54.056	126.2	52.820	87.2	58.355		139.7	2:45.231	
7	Pit Out	118.9	54.590	82.4	59.462			4:17.312		14	52.568	130.4	52.107	97.2	59.051		145.2	2:43.726	

566 João Posser									Datsun 1200										
lap	Sect-1	Speed	Sect-2	Speed	Sect-3	Speed	TopSpeed	laptime	pit	lap	Sect-1	Speed	Sect-2	Speed	Sect-3	Speed	Topspeed	laptime	pit
1	58.911	111.6	55.021	89.6	1:01.756		127.1	2:55.688		2									

573 C. Pinheiro-Vieira									Jaguar XJS V12										
lap	Sect-1	Speed	Sect-2	Speed	Sect-3	Speed	TopSpeed	laptime	pit	lap	Sect-1	Speed	Sect-2	Speed	Sect-3	Speed	Topspeed	laptime	pit
1		112.1	49.258	85.0	54.440		138.1	2:36.497		9	43.808	141.2	47.581	89.0	Pit In		201.5	2:33.334	



Algarve Super Racing Series

Autódromo Internacional do Algarve

Group 1 / Mini

7 - 9 May 2021

Laps and Sector Times - RACE 1

Autodromo Internacional Algarve - 4652 mtr.

2	47.007	121.9	49.586	80.9	53.796	201.1	2:30.389	10	Pit Out	116.6	49.110	81.1	54.345		4:21.777
3	46.737	103.9	48.355	84.1	52.913	203.8	2:28.005	11	47.693	121.5	49.363	86.1	54.822	166.9	2:31.878
4	46.197	129.8	46.515	88.4	51.765	<u>205.3</u>	2:24.477	12	48.261	127.5	48.680	89.8	52.030	144.4	2:28.971
5	44.494	130.4	46.239	89.9	51.036	204.9	2:21.769	13	45.813	128.3	47.926	87.9	52.189	183.7	2:25.928
6	44.863	134.7	<u>45.255</u>	88.3	51.453	193.2	2:21.571	14	47.578	118.6	48.730	86.3	51.966	189.8	2:28.274
7	44.699	130.1	46.424	91.7	50.968	203.4	2:22.091	15	47.595	126.2	47.399	87.7	51.364	191.5	2:26.358
8	43.858	134.2	45.392	85.4	<u>50.841</u>	196.0	<u>2:20.091</u>	16	45.008	134.3	46.611	<u>92.3</u>	51.934	194.2	2:23.553

580 Reis-Costa									Datsun 1200										
lap	Sect-1	Speed	Sect-2	Speed	Sect-3	Speed	TopSpeed	laptime	pit	lap	Sect-1	Speed	Sect-2	Speed	Sect-3	Speed	Topspeed	laptime	pit
1	58.817	114.5	55.005	78.3	58.262		129.3	2:52.084		9	Pit Out	109.0	52.496	84.2	57.671			4:04.369	
2	53.158	133.3	53.695	77.9	58.083		143.8	2:44.936		10	53.153	134.2	52.494	87.7	58.623		139.9	2:44.270	
3	53.243	128.4	53.135	77.5	57.710		145.0	2:44.088		11	52.743	128.1	52.218	<u>95.8</u>	59.324		141.4	2:44.285	
4	52.765	<u>135.2</u>	53.319	88.0	58.738		145.4	2:44.822		12	52.348	127.8	51.624	83.9	57.797		143.2	2:41.769	
5	52.418	126.6	52.220	86.5	58.336		144.0	2:42.974		13	53.437	129.2	51.586	85.6	57.531		141.2	2:42.554	
6	52.690	127.5	52.056	83.7	<u>57.476</u>		139.4	2:42.222		14	52.441	125.6	<u>51.581</u>	82.4	57.828		142.1	2:41.850	
7	53.434	131.2	52.728	81.9	58.463		136.5	2:44.625		15	<u>51.630</u>	132.8	51.581	94.3	57.719		<u>146.3</u>	<u>2:40.930</u>	
8	53.061	122.7	52.275	85.2	Pit In		136.5	2:52.130		16									

581 Filipe Rodrigues									VW Scirocco										
lap	Sect-1	Speed	Sect-2	Speed	Sect-3	Speed	TopSpeed	laptime	pit	lap	Sect-1	Speed	Sect-2	Speed	Sect-3	Speed	Topspeed	laptime	pit
1		123.4	47.398	83.7	53.291		145.9	2:30.025		4	Pit Out	<u>141.7</u>	<u>47.395</u>	<u>88.3</u>	<u>50.497</u>			7:23.602	
2	49.449	122.3	55.841	82.3	57.003		166.4	<u>2:42.293</u>		5	<u>45.277</u>	138.1	Pit In		Pit In		<u>168.2</u>	2:55.706	
3	57.608	98.5	1:00.733	79.3	Pit In		135.0	3:10.275		6									

584 P.Abreu-R. Martins									Datsun 1200										
lap	Sect-1	Speed	Sect-2	Speed	Sect-3	Speed	TopSpeed	laptime	pit	lap	Sect-1	Speed	Sect-2	Speed	Sect-3	Speed	Topspeed	laptime	pit
1	58.553	111.9	54.055	78.6	57.577		129.3	2:50.185		8	54.318	128.1	53.845	87.3	59.120		140.3	2:47.283	
2	<u>52.188</u>	123.0	<u>52.756</u>	79.0	<u>56.953</u>		147.7	<u>2:41.897</u>		9	53.877	111.3	54.249	86.6	57.679		141.5	2:45.805	
3	52.571	98.8	56.514	83.7	59.286		146.9	2:48.371		10	53.761	129.0	54.022	82.8	58.228		140.1	2:46.011	
4	54.290	120.1	54.522	84.4	58.147		145.6	2:46.959		11	54.634	130.9	53.753	87.4	57.649		133.0	2:46.036	
5	53.066	125.0	53.377	84.8	58.365		144.4	2:44.808		12	52.285	129.8	53.172	<u>93.2</u>	59.087		145.4	2:44.544	
6	53.678	126.8	55.366	86.2	Pit In		140.6	2:55.702		13	53.015	<u>131.2</u>	53.417	85.2	57.059		143.4	2:43.491	
7	Pit Out	126.0	54.132	79.3	58.385			4:07.371		14	52.581	122.6	52.899	85.5	57.118		<u>150.4</u>	2:42.598	

586 Luis S. Costa									Datsun 1200										
lap	Sect-1	Speed	Sect-2	Speed	Sect-3	Speed	TopSpeed	laptime	pit	lap	Sect-1	Speed	Sect-2	Speed	Sect-3	Speed	Topspeed	laptime	pit
1	1:01.394	110.4	54.827	78.2	59.479		139.5	2:55.700		7	51.342	124.9	50.923	81.4	Pit In		156.1	2:48.550	
2	52.264	131.5	52.608	74.0	58.983		161.9	2:43.855		8	Pit Out	130.1	49.913	85.2	<u>56.711</u>			4:11.961	
3	51.043	124.4	52.043	74.3	57.976		161.9	2:41.062		9	50.810	134.5	49.884	78.4	58.664		158.6	2:39.358	
4	50.140	127.4	50.579	83.4	58.308		<u>166.4</u>	2:39.027		10	59.291	99.9	1:03.808	72.0	Pit In		130.1	3:19.407	
5	50.927	<u>135.7</u>	49.982	83.3	57.380		161.7	2:38.289		11	Pit Out	126.0	51.793	76.7	58.138			10:41.620	
6	<u>49.849</u>	129.8	<u>49.512</u>	<u>86.1</u>	56.749		160.5	<u>2:36.110</u>		12	51.166	135.0	50.401	78.5	58.711		154.7	2:40.278	

588 C. Pinto-Liberal									VW Golf GTI										
lap	Sect-1	Speed	Sect-2	Speed	Sect-3	Speed	TopSpeed	laptime	pit	lap	Sect-1	Speed	Sect-2	Speed	Sect-3	Speed	Topspeed	laptime	pit
1		119.2	51.444	82.3	56.963		146.7	2:45.532		9	47.543	143.6	50.935	89.5	55.109		169.8	2:33.587	
2	49.348	128.9	50.185	80.7	55.611		171.7	2:35.144		10	48.376	136.4	47.921	101.0	55.061		167.2	2:31.358	
3	51.764	94.4	51.447	84.5	55.576		171.7	2:38.787		11	50.333	138.6	48.450	96.8	54.673		140.8	2:33.456	
4	49.248	127.1	49.367	82.8	54.992		172.2	2:33.607		12	47.753	131.9	48.119	<u>106.1</u>	54.610		170.3	2:30.482	
5	48.430	125.9	49.658	82.8	55.614		171.2	2:33.702		13	47.453	<u>148.6</u>	47.992	96.8	<u>53.633</u>		<u>174.8</u>	2:29.078	
6	48.601	125.3	49.200	82.3	55.331		169.0	2:33.132		14	46.750	142.9	<u>47.088</u>	94.2	53.867		<u>170.6</u>	<u>2:27.705</u>	
7	49.527	123.1	50.125	79.5	Pit In		164.6	2:41.673		15	<u>46.605</u>	145.2	48.078	97.6	53.921		171.7	2:28.604	
8	Pit Out	139.7	49.207	99.9	56.015			4:06.628		16	47.241	137.1	48.329	90.9	55.913		172.8	2:31.483	

590 Gordo-Rodrigues									Datsun 1200										
lap	Sect-1	Speed	Sect-2	Speed	Sect-3	Speed	TopSpeed	laptime	pit	lap	Sect-1	Speed	Sect-2	Speed	Sect-3	Speed	Topspeed	laptime	pit
1	1:01.025	107.6	57.059	78.1	1:03.911		129.8	3:01.995		8	Pit Out	107.9	54.636	85.1	59.838			4:26.799	
2	56.627	116.4	56.823	81.0	1:00.566		142.5	2:54.016		9	55.362	123.1	54.367	79.8	59.115		137.8	2:48.844	
3	54.262	<u>131.7</u>	54.058	84.8	58.166		142.9	2:46.486		10	54.943	125.0	53.264	73.6	1:00.089		125.0	2:48.296	
4	<u>52.830</u>	128.1	<u>52.566</u>	81.3	58.883		<u>143.0</u>	<u>2:44.279</u>		11	55.977	127.8	53.255	84.6	59.382		136.0	2:48.614	





Algarve Super Racing Series

Autódromo Internacional do Algarve

Group 1 / Mini

7 - 9 May 2021

Laps and Sector Times - RACE 1

Autodromo Internacional Algarve - 4652 mtr.

5	53.872	129.0	55.253	81.4	57.832	140.6	2:46.957	12	53.895	124.7	53.014	85.4	59.627	138.1	2:46.536
6	55.177	112.6	53.388	75.6	<u>57.791</u>	134.7	2:46.356	13	55.117	126.5	52.871	<u>85.8</u>	58.120	137.1	2:46.108
7	54.416	126.5	53.796	79.2	Pit In	134.7	2:56.577	14	53.428	128.4	53.419	85.0	59.984	139.5	2:46.831

595 Fresco-Fresco									Ford Capri MKII										
lap	Sect-1	Speed	Sect-2	Speed	Sect-3	Speed	TopSpeed	laptime	pit	lap	Sect-1	Speed	Sect-2	Speed	Sect-3	Speed	Topspeed	laptime	pit
1		116.0	51.250	<u>96.2</u>	1:00.057		149.0	2:47.798		9	Pit Out	125.9	50.455	86.3	56.743			4:36.488	
2	51.067	121.8	51.668	87.3	58.563		186.5	2:41.298		10	49.839	139.0	49.511	86.1	55.312		165.6	2:34.662	
3	51.016	108.0	52.189	88.7	57.144		186.5	2:40.349		11	49.114	149.4	49.687	85.0	56.151		167.2	2:34.952	
4	49.268	139.4	49.910	87.6	56.474		<u>189.5</u>	2:35.652		12	<u>47.611</u>	<u>150.2</u>	<u>48.460</u>	90.2	56.404		188.8	2:32.475	
5	49.047	140.8	49.265	85.2	55.868		185.9	2:34.180		13	48.875	129.5	48.911	88.4	<u>54.556</u>		186.9	2:32.342	
6	48.563	135.8	49.379	85.0	55.483		187.2	2:33.425		14	48.449	130.8	48.828	73.1	55.136		187.5	2:32.413	
7	49.059	137.2	49.840	84.0	59.558		181.8	2:38.457		15	47.926	148.8	49.154	87.9	55.781		175.0	2:32.861	
8	55.905	115.3	54.187	84.6	Pit In		139.9	2:56.762		16									