



ALGARVE CLASSIC FESTIVAL 2021

Autódromo Internacional do Algarve

MASTERS GENTLEMAN DRIVERS

28 - 31 October 2021

Laps and Sector Times - Race - 90min.

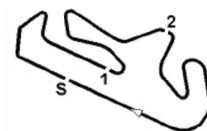
Autodromo Internacional Algarve - 4652 mtr.

5 Joebstl-Willis										Lotus Elan 26R									
lap	Sect-1	Speed	Sect-2	Speed	Sect-3	Speed	TopSpeed	laptime	pit	lap	Sect-1	Speed	Sect-2	Speed	Sect-3	Speed	Topspeed	laptime	pit
1		91.6	1:01.277	67.1	1:09.815		143.8	3:10.376		13	1:00.744	87.3	1:06.950	63.0	1:12.808		151.9	3:20.502	
2	58.918	89.9	1:11.670	74.3	1:08.261		151.7	3:18.849		14	1:04.235	87.4	1:06.413	59.9	Pit In		124.0	3:34.010	
3	56.918	89.8	1:00.658	67.2	1:09.198		164.4	3:06.774		15	Pit Out	93.2	56.409	76.9	1:03.502			4:33.084	
4	58.102	89.6	1:01.359	70.6	1:07.838		147.1	3:07.299		16	55.153	96.5	55.138	71.0	1:02.587		152.1	2:52.878	
5	57.459	86.3	1:04.240	62.8	1:12.108		161.2	3:13.807		17	53.238	105.1	53.201	78.4	1:01.731		157.4	2:48.170	
6	1:01.758	88.2	1:04.022	71.1	1:10.460		141.5	3:16.240		18	52.784	101.4	53.982	78.8	1:01.927		172.8	2:48.693	
7	58.510	87.0	1:03.038	66.6	1:10.310		153.2	3:11.858		19	53.163	99.1	55.407	77.3	1:02.174		172.2	2:50.744	
8	58.627	90.5	1:03.490	64.4	1:11.606		158.1	3:13.723		20	52.856	<u>108.1</u>	55.124	77.3	1:01.924		162.7	2:49.904	
9	1:00.491	92.5	1:02.491	64.2	1:10.186		151.7	3:13.168		21	54.115	98.0	54.618	73.3	1:01.277		171.2	2:50.010	
10	1:00.876	92.5	1:04.397	62.5	1:11.970		153.8	3:17.243		22	<u>52.501</u>	104.5	53.503	<u>78.9</u>	1:02.870		171.7	2:48.874	
11	1:00.856	86.6	1:03.491	65.0	1:12.315		146.9	3:16.662		23	52.995	108.0	<u>52.505</u>	76.8	<u>1:00.715</u>		166.2	<u>2:46.215</u>	
12	1:02.145	90.3	1:04.081	65.0	1:11.497		161.2	3:17.723		24									

12 Bianco, Maurizio										Jaguar E-Type									
lap	Sect-1	Speed	Sect-2	Speed	Sect-3	Speed	TopSpeed	laptime	pit	lap	Sect-1	Speed	Sect-2	Speed	Sect-3	Speed	Topspeed	laptime	pit
1		101.4	55.740	76.1	1:03.466		135.0	2:55.595		14	53.309	103.2	54.332	76.1	1:02.448		179.7	2:50.089	
2	52.175	94.7	55.157	76.2	1:03.080		179.4	2:50.412		15	53.835	108.1	55.688	71.2	1:02.687		164.4	2:52.210	
3	52.751	97.8	55.008	76.4	1:02.160		158.1	2:49.919		16	53.054	103.0	55.448	75.6	Pit In		171.4	3:05.069	
4	51.649	98.8	55.031	73.1	1:03.392		173.6	2:50.072		17	Pit Out	102.0	56.827	70.2	1:02.322			4:29.482	
5	52.658	96.3	54.659	77.2	1:02.449		162.7	2:49.766		18	52.952	101.4	54.647	74.7	1:02.458		161.4	2:50.057	
6	52.079	100.0	56.118	75.3	1:02.619		166.4	2:50.816		19	51.150	111.9	<u>52.906</u>	76.4	1:01.827		182.1	<u>2:45.883</u>	
7	53.113	101.6	55.771	71.8	1:01.606		171.2	2:50.490		20	51.419	106.4	55.555	71.2	1:03.424		180.0	2:50.398	
8	52.450	109.0	54.908	81.6	1:02.216		178.5	2:49.574		21	51.058	109.3	53.970	69.5	1:02.214		181.8	2:47.242	
9	52.213	106.2	53.961	80.7	1:02.515		172.8	2:48.689		22	<u>51.020</u>	115.6	52.919	<u>85.2</u>	1:02.087		178.8	2:46.026	
10	52.733	100.6	55.882	73.2	1:01.624		168.5	2:50.239		23	52.781	115.0	53.586	78.8	1:02.975		172.2	2:49.342	
11	52.463	100.5	53.793	77.4	1:02.903		<u>191.2</u>	2:49.159		24	51.532	116.1	53.680	80.2	1:03.337		178.8	2:48.549	
12	52.415	102.2	55.053	70.1	1:01.436		167.7	2:48.904		25	52.518	111.7	53.472	81.3	1:02.493		174.8	2:48.483	
13	51.479	106.0	55.980	67.0	<u>1:01.235</u>		170.3	2:48.694		26									

13 Wilson-Pittard										Lotus Elan 26R									
lap	Sect-1	Speed	Sect-2	Speed	Sect-3	Speed	TopSpeed	laptime	pit	lap	Sect-1	Speed	Sect-2	Speed	Sect-3	Speed	Topspeed	laptime	pit
1		108.8	57.852	77.0	1:07.575		136.0	3:01.795		14	57.276	107.6	1:00.279	74.0	Pit In		157.4	3:15.917	
2	56.803	106.3	59.188	74.0	1:07.819		161.4	3:03.810		15	Pit Out	113.3	51.207	83.7	59.933			4:12.966	
3	54.494	106.9	57.235	81.3	1:06.465		173.4	2:58.194		16	51.528	120.5	50.249	86.1	57.671		168.2	2:39.448	
4	1:01.660	103.5	57.164	72.8	1:06.196		176.8	3:05.020		17	49.733	120.9	49.362	88.5	57.671		186.9	2:36.766	
5	55.688	115.1	56.920	72.9	1:06.589		174.2	2:59.197		18	49.098	127.1	48.720	88.7	56.468		190.8	2:34.286	
6	55.635	113.9	58.237	76.9	1:07.089		160.5	3:00.961		19	48.583	130.1	49.592	90.7	56.328		194.2	2:34.503	
7	55.958	96.4	58.144	79.4	1:06.083		170.9	3:00.185		20	48.746	131.1	48.930	90.4	<u>55.553</u>		200.7	2:33.229	
8	54.992	98.3	57.038	80.0	1:22.970		169.8	3:15.000		21	48.456	129.5	49.010	89.3	56.094		205.7	2:33.560	
9	54.586	120.0	58.337	63.4	1:07.135		163.4	3:00.058		22	47.759	137.6	<u>48.658</u>	87.9	1:04.142		204.9	2:40.559	
10	53.670	107.5	57.996	78.5	1:06.735		177.9	2:58.401		23	48.038	132.0	48.726	87.7	56.192		205.3	<u>2:32.956</u>	
11	56.630	102.7	58.517	76.9	1:07.481		175.3	3:02.628		24	48.303	119.9	49.245	90.2	55.887		205.3	2:33.435	
12	55.169	108.4	58.877	77.1	1:05.664		169.0	2:59.710		25	<u>47.452</u>	<u>139.5</u>	55.032	<u>91.4</u>	56.265		<u>206.9</u>	2:38.749	
13	55.332	118.8	58.450	62.7	1:08.682		164.4	3:02.464		26									

14 Spiers-Greensall										TVR Griffith 200									
lap	Sect-1	Speed	Sect-2	Speed	Sect-3	Speed	TopSpeed	laptime	pit	lap	Sect-1	Speed	Sect-2	Speed	Sect-3	Speed	Topspeed	laptime	pit
1		115.3	53.301	84.2	1:02.297		165.6	2:47.657		14	53.862	107.8	54.608	81.2	1:05.143		175.9	2:53.613	
2	51.787	114.0	53.388	81.9	1:02.516		172.5	2:47.691		15	56.435	102.1	57.635	74.0	Pit In		151.3	3:10.235	
3	51.119	107.6	52.586	80.5	1:00.650		172.8	2:44.355		16	Pit Out	104.3	54.372	75.5	1:02.820			4:37.194	
4	50.533	111.7	52.166	82.9	1:00.795		184.6	2:43.494		17	53.495	109.6	52.209	82.3	1:00.741		160.5	2:46.445	
5	<u>49.774</u>	111.7	51.462	79.9	1:00.637		<u>186.5</u>	2:41.873		18	52.144	107.8	53.234	87.7	1:00.150		165.6	2:45.528	
6	51.826	103.1	53.407	83.3	1:02.230		181.5	2:47.463		19	51.831	119.7	50.753	91.7	58.549		157.7	2:41.133	
7	51.373	111.0	53.171	83.5	1:01.574		179.4	2:46.118		20	50.868	115.3	50.576	88.1	58.883		162.2	2:40.327	
8	50.878	108.9	54.603	82.2	1:01.233		<u>186.5</u>	2:46.714		21	50.105	<u>120.9</u>	51.544	<u>91.9</u>	58.595		168.2	2:40.244	
9	51.127	106.7	54.370	79.6	1:01.916		181.8	2:47.413		22	51.445	108.0	52.811	86.7	58.639		157.4	2:42.895	
10	50.881	114.4	53.439	84.5	1:01.577		180.3	2:45.897		23	51.620	115.3	49.654	90.4	58.104		165.6	2:39.378	
11	50.890	112.1	52.773	79.3	1:02.816		182.7	2:46.479		24	49.901	119.2	49.651	88.0	<u>57.890</u>		170.6	2:37.442	
12	52.143	106.7	53.031	80.1	1:01.418		173.6	2:46.592		25	49.827	120.8	<u>48.966</u>	88.0	57.905		173.6	<u>2:36.698</u>	
13	51.975	108.7	53.073	81.2	1:02.552		169.8	2:47.600		26	50.276	119.3	50.091	89.5	58.476		167.7	2:38.843	



ALGARVE CLASSIC FESTIVAL 2021

Autódromo Internacional do Algarve

MASTERS GENTLEMAN DRIVERS

28 - 31 October 2021

Laps and Sector Times - Race - 90min.

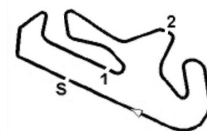
Autodromo Internacional Algarve - 4652 mtr.

16 Haddon, Andrew										Lotus Elan									
lap	Sect-1	Speed	Sect-2	Speed	Sect-3	Speed	TopSpeed	laptime	pit	lap	Sect-1	Speed	Sect-2	Speed	Sect-3	Speed	Topspeed	laptime	pit
1		123.9	49.958	87.6	58.292		168.2	2:38.984		14	48.929	134.0	50.244	82.9	59.499		190.1	2:38.672	
2	49.006	119.2	50.724	88.5	57.722		196.7	2:37.452		15	49.904	129.3	51.050	90.7	59.856		189.1	2:40.810	
3	<u>48.397</u>	121.9	<u>49.287</u>	82.2	57.817		194.6	<u>2:35.501</u>		16	51.348	125.6	51.817	84.7	Pit In		191.5	2:52.000	
4	49.744	117.4	50.066	88.2	<u>57.454</u>		188.5	2:37.264		17	Pit Out	105.8	56.353	71.6	58.925			5:38.703	
5	49.028	115.8	50.490	85.4	57.806		189.5	2:37.324		18	50.018	119.6	50.199	89.3	57.778		193.5	2:37.995	
6	48.434	121.5	50.998	79.9	59.309		190.1	2:38.741		19	50.806	117.8	51.124	85.1	59.859		182.1	2:41.789	
7	49.753	124.4	50.125	84.8	57.741		186.9	2:37.619		20	50.356	117.4	51.668	81.9	58.965		194.2	2:40.989	
8	49.083	123.1	50.401	83.7	58.502		194.6	2:37.986		21	50.190	118.4	51.525	82.9	58.461		195.7	2:40.176	
9	48.436	130.8	49.959	86.0	58.760		198.9	2:37.155		22	50.342	110.5	52.647	76.6	58.477		197.8	2:41.466	
10	48.716	128.9	50.548	86.5	58.912		194.9	2:38.176		23	49.521	111.0	50.796	86.7	59.856		200.7	2:40.173	
11	49.159	<u>134.8</u>	51.488	84.3	58.526		200.0	2:39.173		24	49.590	121.1	50.923	79.8	1:04.604		201.5	2:45.117	
12	49.241	127.4	50.952	<u>93.3</u>	58.807		<u>201.9</u>	2:39.000		25	50.735	121.2	51.310	77.0	59.719		179.1	2:41.764	
13	48.583	122.7	52.223	86.6	58.960		198.5	2:39.766		26	51.141	118.3	51.527	82.6	1:01.603		194.9	2:44.271	

17 Halusa-Halusa										Ferrari 250 SWB									
lap	Sect-1	Speed	Sect-2	Speed	Sect-3	Speed	TopSpeed	laptime	pit	lap	Sect-1	Speed	Sect-2	Speed	Sect-3	Speed	Topspeed	laptime	pit
1		107.6	54.593	78.3	1:00.677		143.4	2:49.680		14	51.670	117.4	52.154	77.4	1:01.701		181.8	2:45.525	
2	51.342	104.0	53.173	76.1	1:01.955		191.8	2:46.470		15	53.282	<u>122.9</u>	55.851	75.4	Pit In		180.6	3:06.041	
3	51.582	101.5	52.693	79.2	1:00.224		172.8	2:44.499		16	Pit Out	95.7	55.007	75.9	1:01.242			4:24.454	
4	51.128	110.3	52.463	76.4	1:00.980		180.0	2:44.571		17	52.621	104.8	53.130	77.5	59.414		190.1	2:45.165	
5	50.738	108.9	51.867	76.3	1:02.042		195.7	2:44.647		18	51.877	106.2	52.780	76.9	59.117		175.9	2:43.774	
6	51.431	111.8	53.938	78.0	1:01.466		192.2	2:46.835		19	50.596	105.2	51.956	76.4	59.163		180.6	2:41.715	
7	51.730	113.2	53.125	75.0	1:01.183		197.1	2:46.038		20	51.056	103.8	51.779	80.6	59.715		179.7	2:42.550	
8	51.763	106.3	53.423	78.7	1:01.211		184.3	2:46.397		21	49.933	108.2	<u>51.590</u>	<u>85.4</u>	59.507		194.2	2:41.030	
9	50.180	116.5	53.668	75.2	1:01.138		<u>200.0</u>	2:44.986		22	49.912	112.0	52.324	79.9	58.625		196.0	2:40.861	
10	51.161	108.3	53.522	75.8	1:00.340		191.8	2:45.023		23	<u>49.207</u>	120.0	52.319	83.0	<u>58.360</u>		196.0	<u>2:39.886</u>	
11	51.545	107.5	52.682	82.1	1:03.126		174.8	2:47.353		24	50.146	99.5	54.389	77.7	1:00.639		197.4	2:45.174	
12	52.109	104.4	53.343	72.6	1:00.607		186.2	2:46.059		25	50.046	108.1	53.023	81.1	59.984		181.8	2:43.053	
13	52.421	112.6	53.685	72.5	1:01.447		169.8	2:47.553		26	50.454	105.6	52.751	78.6	59.410		181.5	2:42.615	

19 Chapman-Kary										Austin Healey 3000									
lap	Sect-1	Speed	Sect-2	Speed	Sect-3	Speed	TopSpeed	laptime	pit	lap	Sect-1	Speed	Sect-2	Speed	Sect-3	Speed	Topspeed	laptime	pit
1	1:04.569	83.9	1:01.336	69.4	1:07.569		127.2	3:17.555		13	56.748	<u>110.0</u>	59.201	69.7	1:10.150		155.4	3:06.099	
2	58.468	85.5	1:01.066	69.3	1:07.627		146.3	3:07.161		14	56.913	105.6	58.830	73.4	Pit In		151.9	3:12.670	
3	57.994	92.2	59.127	72.4	1:07.990		153.0	3:05.111		15	Pit Out	102.4	1:00.323	74.5	1:08.965			5:15.385	
4	56.532	104.0	58.432	74.1	1:06.390		151.0	<u>3:01.354</u>		16	58.715	89.9	1:00.635	65.3	1:06.455		158.6	3:05.805	
5	<u>55.818</u>	99.7	59.126	70.7	1:09.868		158.1	3:04.812		17	55.869	97.5	59.366	79.2	1:08.211		179.4	3:03.446	
6	59.267	92.2	1:00.962	70.5	Pit In		147.3	3:20.460		18	56.694	98.5	<u>57.519</u>	<u>86.3</u>	1:09.514		147.5	3:03.727	
7	Pit Out	98.0	1:00.657	71.0	1:06.511			4:02.930		19	56.646	94.3	59.428	64.9	1:07.610		165.6	3:03.684	
8	56.139	103.0	1:01.104	64.0	<u>1:06.362</u>		166.4	3:03.605		20	56.496	92.2	1:00.319	77.6	1:07.623		171.7	3:04.438	
9	57.316	93.8	1:00.547	73.2	1:09.887		171.7	3:07.750		21	56.294	88.2	59.479	74.4	1:06.979		180.0	3:02.752	
10	57.679	97.2	1:02.103	66.4	1:08.946		157.2	3:08.728		22	56.214	102.8	58.392	67.8	1:08.215		177.6	3:02.821	
11	58.872	96.1	1:00.038	69.0	1:07.456		156.3	3:06.366		23	56.545	89.4	59.375	69.6	1:07.392		<u>180.3</u>	3:03.312	
12	57.084	98.3	58.034	74.3	1:07.759		156.1	3:02.877		24									

20 Allison-Thompson										Shelby American Cobra									
lap	Sect-1	Speed	Sect-2	Speed	Sect-3	Speed	TopSpeed	laptime	pit	lap	Sect-1	Speed	Sect-2	Speed	Sect-3	Speed	Topspeed	laptime	pit
1	59.763	100.2	55.358	74.4	1:03.648		146.3	2:59.993		14	53.580	102.2	54.387	74.7	1:02.584		163.4	2:50.551	
2	53.264	100.2	53.485	78.1	1:02.097		149.8	2:48.846		15	53.941	107.0	56.740	<u>80.5</u>	Pit In		158.4	3:00.104	
3	53.222	99.9	53.348	74.8	1:01.643		158.1	2:48.213		16	Pit Out	121.2	56.683	70.3	1:05.625			4:39.195	
4	52.451	104.8	53.863	76.1	1:02.037		148.8	2:48.351		17	55.354	99.4	56.131	77.0	1:03.473		156.7	2:54.958	
5	52.332	106.8	53.196	76.2	1:02.349		159.8	2:47.877		18	52.803	<u>127.8</u>	1:13.695	79.5	1:03.784		147.3	3:10.282	
6	53.669	104.3	53.822	74.5	1:02.416		156.5	2:49.907		19	54.081	98.5	57.096	71.9	1:03.900		157.9	2:55.077	
7	52.879	106.9	53.791	78.0	1:01.566		153.8	2:48.236		20	53.243	97.0	55.305	75.8	1:03.004		170.3	2:51.552	
8	52.538	109.1	53.567	74.4	1:01.751		157.4	2:47.856		21	52.983	105.5	54.781	73.4	1:04.182		175.9	2:51.946	
9	52.940	108.4	53.781	74.4	1:01.609		151.3	2:48.330		22	53.085	103.6	55.673	70.8	1:02.897		175.0	2:51.655	
10	53.262	108.8	<u>52.977</u>	74.6	1:02.023		163.4	2:48.262		23	52.525	113.4	54.586	77.4	1:02.779		<u>182.1</u>	2:49.890	
11	<u>51.798</u>	107.6	54.028	73.9	1:01.857		169.0	<u>2:47.683</u>		24	52.487	98.5	54.341	68.7	1:02.336		176.2	2:49.164	
12	53.196	102.4	54.361	76.1	1:02.816		161.7	2:50.373		25	52.168	102.1	54.595	74.2	1:03.650		174.2	2:50.413	



ALGARVE CLASSIC FESTIVAL 2021

Autódromo Internacional do Algarve

MASTERS GENTLEMAN DRIVERS

28 - 31 October 2021

Laps and Sector Times - Race - 90min.

Autodromo Internacional Algarve - 4652 mtr.

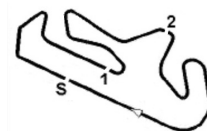
13	53.997	100.7	53.338	73.9	<u>1:01.551</u>	153.8	2:48.886	26					
----	--------	-------	--------	------	-----------------	-------	----------	----	--	--	--	--	--

26 Molitor-Molitor									Lotus Elan 26R										
lap	Sect-1	Speed	Sect-2	Speed	Sect-3	Speed	TopSpeed	laptime	pit	lap	Sect-1	Speed	Sect-2	Speed	Sect-3	Speed	Topspeed	laptime	pit
1	1:02.605	84.4	1:03.626	66.9	1:10.159		128.7	3:27.486		12	1:01.280	85.4	1:03.762	62.9	1:13.737		145.4	3:18.779	
2	59.307	85.5	1:02.344	64.7	1:10.688		136.2	3:12.339		13	1:01.121	91.1	1:04.869	63.0	1:12.754		137.6	3:18.744	
3	57.678	84.3	1:01.170	69.4	1:07.580		155.2	3:06.428		14	1:01.325	86.1	1:02.906	66.6	1:12.212		137.2	3:16.443	
4	<u>55.752</u>	94.4	<u>59.699</u>	67.2	<u>1:07.207</u>		159.8	<u>3:02.658</u>		15	1:01.772	90.8	1:03.824	71.7	Pit In		142.3	3:23.357	
5	57.682	87.2	1:02.063	69.9	1:11.953		156.7	3:11.698		16	Pit Out	90.2	1:02.195	66.5	1:14.620		142.3	3:23.357	
6	59.416	90.4	1:00.413	74.0	1:07.891		144.8	3:07.720		17	1:04.233	92.7	1:04.960	69.2	1:15.047		111.0	3:24.240	
7	57.022	92.2	1:03.478	69.9	1:08.120		158.4	3:08.620		18	1:04.354	84.8	1:02.247	66.0	1:14.107		118.4	3:20.708	
8	58.373	93.7	1:00.381	70.1	1:09.073		151.9	3:07.827		19	1:02.158	95.9	1:01.801	69.9	1:14.828		123.7	3:18.787	
9	57.864	90.1	1:05.180	67.7	1:11.742		<u>161.2</u>	3:14.786		20	1:03.029	92.6	1:02.726	66.6	1:11.822		122.3	3:17.577	
10	56.827	85.6	1:03.203	<u>74.6</u>	1:13.990		149.8	3:14.020		21	1:01.578	93.9	1:04.514	70.0	1:14.281		117.0	3:20.373	
11	1:02.858	92.5	1:02.840	66.5	1:13.145		133.7	3:18.843		22	1:01.166	101.4	1:00.438	70.0	1:12.750		132.2	3:14.354	

33 Minshaw, Jon									Jaguar E-type										
lap	Sect-1	Speed	Sect-2	Speed	Sect-3	Speed	TopSpeed	laptime	pit	lap	Sect-1	Speed	Sect-2	Speed	Sect-3	Speed	Topspeed	laptime	pit
1		120.8	49.417	80.0	58.010		179.4	2:34.273		15	48.922	124.1	49.867	82.2	58.997		203.4	2:37.786	
2	47.726	114.9	50.409	72.6	57.380		200.0	2:35.515		16	49.080	115.5	51.537	72.7	59.162		199.6	2:39.779	
3	48.230	114.3	50.249	82.6	57.301		199.3	2:35.780		17	49.854	120.3	51.421	76.8	58.933		190.8	2:40.208	
4	47.540	124.1	49.103	79.9	57.032		200.7	2:33.675		18	48.827	121.2	50.625	82.9	Pit In		198.9	2:48.825	
5	47.763	124.0	49.234	77.4	57.459		204.2	2:34.456		19	Pit Out	117.3	50.757	82.5	58.635			4:06.637	
6	48.555	116.8	49.092	84.7	59.280		201.5	2:36.927		20	48.786	121.1	50.692	75.9	58.207		188.5	2:37.685	
7	48.271	120.3	49.959	81.9	58.424		207.7	2:36.654		21	48.574	119.7	49.676	74.5	57.384		187.8	2:35.634	
8	<u>47.362</u>	121.5	<u>48.488</u>	82.8	<u>56.982</u>		204.9	<u>2:32.832</u>		22	48.126	125.0	48.934	83.2	58.079		191.8	2:35.139	
9	47.714	116.9	49.683	81.9	57.373		207.3	2:34.770		23	48.516	123.3	50.078	80.5	58.552		202.6	2:37.146	
10	48.311	122.6	48.899	81.6	57.706		198.5	2:34.916		24	49.089	120.5	49.880	83.1	58.945		185.6	2:37.914	
11	48.170	122.6	51.096	82.4	58.334		200.0	2:37.600		25	48.396	125.4	49.972	80.1	58.452		<u>209.7</u>	2:36.820	
12	49.734	110.7	52.368	83.5	59.586		196.0	2:41.688		26	48.817	<u>131.4</u>	50.646	89.8	59.709		185.9	2:39.172	
13	48.801	110.0	52.346	71.2	58.862		195.7	2:40.009		27	48.645	122.9	49.369	<u>91.4</u>	58.815		189.8	2:36.829	
14	49.199	119.6	49.914	76.3	57.962		191.5	2:37.075		28									

40 Letts-Letts									Ford Lotus Cortina										
lap	Sect-1	Speed	Sect-2	Speed	Sect-3	Speed	TopSpeed	laptime	pit	lap	Sect-1	Speed	Sect-2	Speed	Sect-3	Speed	Topspeed	laptime	pit
1		87.2	57.766	76.1	1:03.909		144.4	3:01.755		12	56.585	84.2	58.833	70.8	1:05.617		144.4	3:01.035	
2	54.794	95.2	56.377	73.6	1:03.641		161.0	2:54.812		13	56.285	84.0	57.181	73.6	1:07.454		143.8	3:00.920	
3	53.827	99.1	55.277	71.7	1:03.781		164.4	2:52.885		14	57.024	85.7	1:00.224	69.2	1:06.635		136.9	3:03.883	
4	53.998	98.8	55.077	74.4	<u>1:01.712</u>		158.6	<u>2:50.787</u>		15	56.634	91.4	58.011	70.3	1:05.250		142.3	2:59.895	
5	<u>53.511</u>	100.7	55.178	74.3	1:02.854		163.9	2:51.543		16	58.477	84.1	56.784	73.4	1:03.331		141.2	2:58.592	
6	54.508	97.2	55.311	71.3	1:03.408		161.9	2:53.227		17	56.205	93.3	55.834	<u>76.9</u>	1:03.178		148.4	2:55.217	
7	54.532	98.8	55.203	73.4	1:03.338		161.2	2:53.073		18	54.682	99.8	56.328	74.0	1:04.765		150.4	2:55.775	
8	54.074	96.0	55.638	70.2	1:03.756		166.2	2:53.468		19	55.031	96.3	56.313	74.9	1:03.823		149.4	2:55.167	
9	54.872	99.2	<u>55.013</u>	75.2	1:02.991		<u>177.0</u>	2:52.876		20	55.140	90.2	56.391	70.3	1:03.116		152.8	2:54.647	
10	54.471	<u>102.8</u>	55.514	70.7	Pit In		163.6	3:00.537		21	55.058	100.8	57.207	72.1	1:03.290		150.0	2:55.555	
11	Pit Out	75.0	58.488	74.6	1:05.396			4:30.238		22	57.132	88.7	57.714	69.5	Pit In		146.5	3:14.604	

50 Bateman-Barton									Lotus Elan S2										
lap	Sect-1	Speed	Sect-2	Speed	Sect-3	Speed	TopSpeed	laptime	pit	lap	Sect-1	Speed	Sect-2	Speed	Sect-3	Speed	Topspeed	laptime	pit
1	1:05.225	92.1	1:05.489	71.4	1:09.908		118.4	3:23.710		12	1:00.461	94.3	1:03.378	67.8	1:09.578		164.9	3:13.417	
2	59.081	105.2	1:04.001	69.5	1:08.639		138.8	3:11.721		13	59.144	101.3	1:03.934	64.3	Pit In		151.0	3:30.601	
3	58.155	96.9	1:02.685	71.9	1:07.114		156.7	3:07.954		14	Pit Out	78.1	1:08.168	69.7	1:13.903			5:11.218	
4	56.677	102.5	<u>1:00.123</u>	73.8	<u>1:06.369</u>		<u>169.0</u>	<u>3:03.169</u>		15	1:02.540	93.4	1:06.937	68.6	1:12.980		133.3	3:22.457	
5	58.851	96.5	1:01.004	71.3	1:11.230		149.8	3:11.085		16	1:02.261	92.1	1:05.106	66.7	1:10.564		130.0	3:17.931	
6	1:00.550	105.6	1:00.254	<u>77.6</u>	1:08.799		135.7	3:09.603		17	1:00.579	107.1	1:04.843	67.2	1:10.359		125.7	3:15.781	
7	57.395	98.7	1:02.160	74.6	1:09.181		148.4	3:08.736		18	59.105	101.8	1:02.830	74.2	1:10.270		142.5	3:12.205	
8	<u>56.535</u>	104.7	1:02.012	70.9	1:08.723		157.4	3:07.270		19	1:00.604	104.8	1:03.897	64.0	1:10.216		137.1	3:14.717	
9	58.553	98.4	1:05.251	70.1	1:10.326		149.8	3:14.130		20	1:00.309	110.8	1:01.604	68.7	1:11.300		148.1	3:13.213	
10	57.914	97.1	1:07.199	72.0	1:11.631		161.4	3:16.744		21	1:01.128	<u>113.6</u>	1:06.962	64.0	1:11.912		131.1	3:20.002	
11	1:00.691	111.1	1:01.439	68.1	1:10.843		146.3	3:12.973		22	1:03.968	98.3	1:04.250	66.8	1:12.732		138.8	3:20.950	



ALGARVE CLASSIC FESTIVAL 2021

Autódromo Internacional do Algarve

MASTERS GENTLEMAN DRIVERS

28 - 31 October 2021

Laps and Sector Times - Race - 90min.

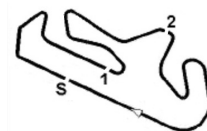
Autodromo Internacional Algarve - 4652 mtr.

52 Maydon, Ronald(GB)									Ginetta G4R										
lap	Sect-1	Speed	Sect-2	Speed	Sect-3	Speed	TopSpeed	laptime	pit	lap	Sect-1	Speed	Sect-2	Speed	Sect-3	Speed	Topspeed	laptime	pit
1		93.7	58.581	75.6	1:05.104		126.0	3:04.262		13	56.100	103.4	57.870	64.2	1:06.280		162.9	3:00.250	
2	54.661	97.4	57.869	73.8	1:05.438		165.6	2:57.968		14	57.244	95.7	58.185	66.0	Pit In		152.5	3:10.873	
3	54.521	102.1	55.672	72.9	1:03.109		161.9	2:53.302		15	Pit Out	81.0	59.962	75.7	1:05.318			4:44.143	
4	54.061	97.6	55.325	69.5	1:02.896		175.0	2:52.282		16	57.017	96.6	57.217	79.9	1:03.654		153.6	2:57.888	
5	53.314	98.3	54.855	70.4	1:03.456		176.8	2:51.625		17	55.216	105.2	56.415	82.7	1:03.270		148.1	2:54.901	
6	54.087	103.3	55.930	68.4	1:05.062		165.6	2:55.079		18	53.389	109.8	55.788	82.4	1:04.109		168.2	2:53.286	
7	53.915	107.4	54.361	70.1	1:04.106		172.8	2:52.382		19	54.223	102.1	55.432	83.8	1:03.179		172.5	2:52.834	
8	54.626	102.1	54.720	67.6	1:04.402		157.4	2:53.748		20	53.601	96.2	55.218	84.6	1:03.721		169.3	2:52.540	
9	53.377	103.8	56.048	62.4	1:03.249		186.9	2:52.674		21	53.410	100.7	55.651	82.0	1:03.156		164.1	2:52.217	
10	52.961	106.0	55.253	76.6	1:03.981		186.2	2:52.195		22	54.167	106.6	56.189	84.5	1:03.104		168.5	2:53.460	
11	54.902	101.9	57.889	73.3	Pit In		178.2	3:05.171		23	52.226	106.9	54.541	83.1	1:02.583		174.8	2:49.350	
12	Pit Out	100.2	56.269	66.9	1:05.670			3:38.086		24	53.164	103.7	55.470	81.3	1:02.408		171.2	2:51.042	

56 Smithies-Clarkson									Austin Healey 3000										
lap	Sect-1	Speed	Sect-2	Speed	Sect-3	Speed	TopSpeed	laptime	pit	lap	Sect-1	Speed	Sect-2	Speed	Sect-3	Speed	Topspeed	laptime	pit
1		88.9	58.728	73.6	1:02.861		128.0	3:02.812		14	54.381	104.4	55.392	88.7	1:03.318		154.9	2:53.091	
2	54.473	94.9	54.186	81.0	1:03.644		164.1	2:52.303		15	55.045	98.6	55.435	84.1	1:03.802		152.3	2:54.282	
3	52.294	99.0	53.369	78.8	1:02.539		182.7	2:48.202		16	53.800	100.3	55.177	74.9	Pit In		176.5	3:00.054	
4	52.469	98.5	53.252	82.6	1:01.949		174.2	2:47.670		17	Pit Out	109.6	55.053	75.6	1:05.344			4:27.411	
5	53.002	98.5	54.618	77.6	1:03.281		175.3	2:50.901		18	55.215	107.4	54.940	67.8	1:04.599		168.0	2:54.754	
6	53.593	100.0	54.052	84.3	1:03.437		165.4	2:51.082		19	54.041	111.5	54.896	69.1	1:02.888		170.3	2:51.825	
7	52.665	104.9	54.635	79.4	1:03.384		177.3	2:50.684		20	52.878	103.8	54.118	73.0	1:03.105		175.0	2:50.101	
8	53.544	98.5	53.900	81.9	1:02.769		166.2	2:50.213		21	53.061	111.8	54.584	65.0	1:04.002		166.2	2:51.647	
9	52.701	103.9	53.502	78.2	1:03.011		169.0	2:49.214		22	54.738	95.5	55.892	65.8	1:04.679		162.9	2:55.309	
10	53.271	104.7	55.522	79.5	1:03.988		166.9	2:52.781		23	52.832	105.5	55.357	73.5	1:04.996		174.2	2:53.185	
11	53.011	95.2	54.581	84.2	1:03.833		175.9	2:51.425		24	52.116	105.9	55.462	74.9	1:11.952		176.8	2:59.530	
12	53.175	101.2	55.957	76.7	1:04.350		166.9	2:53.482		25	56.520	109.2	55.072	75.2	1:04.501		172.8	2:56.093	
13	54.059	101.3	55.318	76.8	1:04.922		163.6	2:54.299		26									

60 Zurstrassen-Peeters									Lotus XI										
lap	Sect-1	Speed	Sect-2	Speed	Sect-3	Speed	TopSpeed	laptime	pit	lap	Sect-1	Speed	Sect-2	Speed	Sect-3	Speed	Topspeed	laptime	pit
1		95.2	56.025	75.3	1:05.855		142.9	3:01.337		13	53.508	100.0	55.559	79.2	1:04.952		177.0	2:54.019	
2	53.968	99.4	54.849	78.5	1:02.939		160.5	2:51.756		14	54.367	100.7	55.593	83.4	1:04.360		170.9	2:54.320	
3	52.438	105.7	54.065	77.0	1:02.200		175.3	2:48.703		15	54.582	104.5	55.758	87.2	1:04.446		171.4	2:54.786	
4	52.278	101.4	53.952	80.7	1:02.042		176.8	2:48.272		16	55.131	104.7	56.531	83.9	Pit In		169.5	3:02.050	
5	52.643	100.6	55.367	77.1	1:02.859		176.8	2:50.869		17	Pit Out	91.3	58.477	74.9	1:05.748			5:21.311	
6	52.189	107.6	53.583	82.4	1:03.078		178.5	2:48.850		18	57.277	101.3	1:00.682	74.2	1:07.784		145.7	3:05.743	
7	52.659	104.0	54.914	78.6	1:02.184		189.8	2:49.757		19	57.970	96.3	59.162	71.0	1:07.918		134.7	3:05.050	
8	53.317	100.1	56.304	83.6	1:04.066		184.9	2:53.687		20	56.100	99.8	57.690	78.5	1:05.974		161.2	2:59.764	
9	52.023	109.5	53.962	77.4	1:02.463		178.8	2:48.448		21	55.543	104.2	58.784	75.8	1:06.956		166.4	3:01.283	
10	54.152	105.0	55.541	80.5	1:03.830		177.3	2:53.523		22	55.485	106.3	58.576	71.1	1:07.081		156.5	3:01.142	
11	52.389	107.5	54.882	84.8	1:03.079		182.4	2:50.350		23	56.865	97.6	1:00.030	71.0	1:07.873		149.2	3:04.768	
12	53.409	99.6	56.242	79.4	1:04.082		174.5	2:53.733		24	58.499	102.9	59.549	78.7	1:06.603		147.7	3:04.651	

71 Gann, Simon-Bellinger									Morgan Plus 4 SS										
lap	Sect-1	Speed	Sect-2	Speed	Sect-3	Speed	TopSpeed	laptime	pit	lap	Sect-1	Speed	Sect-2	Speed	Sect-3	Speed	Topspeed	laptime	pit
1		104.5	53.398	87.1	1:00.018		150.2	2:46.122		14	50.350	117.9	50.257	80.1	58.157		190.8	2:38.764	
2	50.338	113.0	50.839	86.3	57.746		189.5	2:38.923		15	50.925	118.2	50.949	91.4	58.654		191.5	2:40.528	
3	49.501	120.5	49.830	86.8	58.198		194.9	2:37.529		16	52.750	115.6	50.922	85.4	Pit In		177.0	2:52.369	
4	50.605	117.6	49.921	82.8	1:01.062		178.2	2:41.588		17	Pit Out	108.1	56.359	68.1	1:04.268			4:36.820	
5	49.467	119.3	49.914	83.5	59.869		191.5	2:39.250		18	56.684	105.7	56.008	66.3	1:03.672		144.6	2:56.364	
6	48.951	121.2	50.237	86.3	59.949		197.4	2:39.137		19	54.019	116.0	54.960	71.7	1:05.776		169.8	2:54.755	
7	50.764	118.7	50.570	90.2	57.740		179.7	2:39.074		20	52.957	113.1	55.359	68.4	1:03.142		177.0	2:51.458	
8	49.330	125.0	50.162	91.1	57.722		195.7	2:37.214		21	53.830	112.5	54.897	74.1	1:02.679		176.2	2:51.406	
9	50.763	118.3	50.800	90.8	57.672		182.4	2:39.235		22	53.388	111.2	56.142	76.3	1:02.105		187.2	2:52.635	
10	49.930	123.4	49.702	88.2	57.619		195.7	2:37.251		23	54.247	103.3	54.912	72.0	1:02.469		173.6	2:51.628	
11	49.378	122.0	50.571	84.0	57.658		196.4	2:37.607		24	54.250	100.1	57.292	75.3	1:03.769		169.5	2:55.311	
12	51.048	116.0	52.057	88.2	57.789		183.7	2:40.894		25	53.564	112.7	57.305	74.5	1:03.677		177.6	2:54.546	
13	50.771	118.6	50.358	90.5	58.365		189.8	2:39.494		26	53.299	115.3	54.320	84.6	1:03.803		184.6	2:51.422	



ALGARVE CLASSIC FESTIVAL 2021

Autódromo Internacional do Algarve

MASTERS GENTLEMAN DRIVERS

28 - 31 October 2021

Laps and Sector Times - Race - 90min.

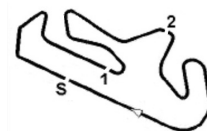
Autodromo Internacional Algarve - 4652 mtr.

80 Hywel-Smith										Shelby American Cobra									
lap	Sect-1	Speed	Sect-2	Speed	Sect-3	Speed	TopSpeed	laptime	pit	lap	Sect-1	Speed	Sect-2	Speed	Sect-3	Speed	Topspeed	laptime	pit
1		117.9	49.509	82.7	58.058		171.7	<u>2:35.893</u>		14	49.668	112.6	50.178	<u>88.2</u>	58.761		163.6	2:38.607	
2	49.139	105.9	50.052	77.8	58.660		183.1	2:37.851		15	51.236	107.1	50.481	76.7	59.223		165.1	2:40.940	
3	49.123	107.6	49.883	79.1	58.728		185.9	2:37.734		16	52.249	100.9	51.505	76.4	59.440		156.3	2:43.194	
4	49.274	113.4	<u>49.391</u>	80.4	58.507		186.5	2:37.172		17	53.573	102.7	54.371	76.1	58.811		154.5	2:46.755	
5	48.691	108.7	50.275	79.1	57.729		183.7	2:36.695		18	51.631	110.5	51.770	82.4	Pit In		166.2	2:50.580	
6	48.788	114.6	50.802	83.5	59.372		187.5	2:38.962		19	Pit Out	107.2	54.233	76.5	1:02.934			4:34.844	
7	50.438	113.4	49.427	78.3	<u>57.506</u>		177.6	2:37.371		20	54.352	101.1	55.654	81.0	1:04.889		140.8	2:54.895	
8	49.416	115.4	51.159	82.9	59.942		<u>189.8</u>	2:40.517		21	53.454	100.1	55.969	74.9	1:04.312		154.5	2:53.735	
9	48.897	116.8	49.450	85.3	58.087		184.6	2:36.434		22	52.359	100.2	55.270	72.7	1:03.318		172.5	2:50.947	
10	49.240	115.9	49.810	80.9	59.691		171.2	2:38.741		23	52.945	96.0	55.772	75.0	1:02.984		172.0	2:51.701	
11	<u>48.660</u>	<u>119.3</u>	51.411	78.6	58.729		178.2	2:38.800		24	52.450	107.0	55.363	72.0	1:01.820		159.8	2:49.633	
12	49.430	118.7	51.147	82.8	58.272		172.8	2:38.849		25	51.464	107.0	54.431	78.0	1:03.122		168.2	2:49.017	
13	49.229	117.8	52.231	79.4	58.932		161.0	2:40.392		26	51.522	104.1	55.383	74.1	1:02.117		171.7	2:49.022	

84 Jones-Atkinson										Lotus Elan 26R									
lap	Sect-1	Speed	Sect-2	Speed	Sect-3	Speed	TopSpeed	laptime	pit	lap	Sect-1	Speed	Sect-2	Speed	Sect-3	Speed	Topspeed	laptime	pit
1		81.1	59.238	72.3	1:07.353		132.4	3:10.208		14	55.402	96.8	58.292	67.9	1:06.218		165.9	2:59.912	
2	54.602	98.7	57.888	69.7	1:04.932		162.7	2:57.422		15	56.292	100.2	58.195	67.8	Pit In		150.8	3:08.624	
3	53.827	95.7	57.196	70.9	1:04.707		169.8	2:55.730		16	Pit Out	104.5	56.983	72.4	1:05.082			4:30.254	
4	53.302	103.8	55.764	68.4	1:04.337		166.9	2:53.403		17	54.740	104.2	55.202	79.2	1:02.428		169.5	2:52.370	
5	<u>52.694</u>	103.0	56.177	71.9	1:04.356		179.4	2:53.227		18	54.958	97.7	56.817	74.3	1:03.216		173.6	2:54.991	
6	53.434	108.1	55.338	72.8	1:03.139		174.8	2:51.911		19	54.464	98.0	55.390	79.5	1:02.914		169.5	2:52.768	
7	52.711	103.6	55.491	72.8	1:02.939		<u>180.3</u>	2:51.141		20	54.077	104.7	<u>54.379</u>	74.3	1:02.513		175.0	<u>2:50.969</u>	
8	53.560	104.0	56.588	74.7	1:03.405		172.5	2:53.553		21	55.339	101.9	54.742	<u>80.8</u>	1:03.626		158.4	2:53.707	
9	52.726	100.4	56.083	74.3	1:04.721		176.8	2:53.530		22	55.065	100.8	56.551	75.4	1:03.037		162.2	2:54.653	
10	53.640	104.8	55.922	76.5	1:02.554		161.7	2:52.116		23	54.537	107.0	55.655	77.0	<u>1:02.395</u>		163.6	2:52.587	
11	54.101	<u>109.4</u>	57.013	77.7	1:03.723		170.6	2:54.837		24	54.365	103.3	54.877	69.4	1:02.494		174.5	2:51.736	
12	54.261	104.8	56.145	69.6	1:03.943		169.5	2:54.349		25	54.987	101.7	55.949	77.1	1:03.143		171.7	2:54.079	
13	55.094	105.0	56.866	72.0	1:04.591		178.8	2:56.551		26									

86 Cooke-Cooke										Ford Shelby Mustang GT350									
lap	Sect-1	Speed	Sect-2	Speed	Sect-3	Speed	TopSpeed	laptime	pit	lap	Sect-1	Speed	Sect-2	Speed	Sect-3	Speed	Topspeed	laptime	pit
1	1:00.078	85.8	57.864	75.7	1:05.144		139.2	3:05.342		13	56.754	97.8	56.779	76.7	1:04.954		134.7	2:58.487	
2	53.874	95.1	58.443	78.3	1:04.367		160.2	2:56.684		14	56.171	105.0	55.643	79.9	Pit In		146.9	3:04.050	
3	56.096	89.3	55.425	75.2	1:03.471		144.6	2:54.992		15	Pit Out	93.3	1:03.448	72.6	1:08.865			4:54.724	
4	53.796	101.2	<u>55.202</u>	72.7	<u>1:03.381</u>		155.2	<u>2:52.379</u>		16	1:00.321	96.2	1:03.373	65.7	1:07.170		133.8	3:10.864	
5	<u>52.284</u>	99.9	56.195	74.5	1:03.925		<u>178.8</u>	2:52.404		17	59.804	92.7	1:02.163	72.8	1:08.630		146.1	3:10.597	
6	54.639	94.7	55.505	76.1	1:04.091		148.8	2:54.235		18	1:00.579	96.9	1:01.428	72.7	1:06.385		156.7	3:08.392	
7	54.153	90.3	55.810	79.1	1:03.915		161.4	2:53.878		19	58.380	96.3	1:01.905	74.9	1:08.807		154.7	3:09.092	
8	54.255	105.1	56.037	<u>81.6</u>	1:04.281		148.6	2:54.573		20	1:00.751	93.9	1:01.548	71.1	1:07.595		152.8	3:09.894	
9	53.387	98.4	56.334	77.1	1:04.144		173.1	2:53.865		21	59.231	98.1	59.650	70.2	1:07.264		156.1	3:06.145	
10	53.651	<u>109.2</u>	58.036	75.3	1:04.915		145.9	2:56.602		22	58.189	89.6	1:02.028	70.0	1:08.090		149.8	3:08.307	
11	55.013	106.1	56.854	72.7	1:03.919		140.8	2:55.786		23	57.973	91.9	1:01.583	72.0	1:06.660		154.9	3:06.216	
12	56.396	105.9	57.228	71.8	1:04.668		133.5	2:58.292		24	57.406	104.5	59.487	74.1	1:07.369		153.8	3:04.262	

91 Sa Carneiro-Cannas										Porsche 911									
lap	Sect-1	Speed	Sect-2	Speed	Sect-3	Speed	TopSpeed	laptime	pit	lap	Sect-1	Speed	Sect-2	Speed	Sect-3	Speed	Topspeed	laptime	pit
1	1:05.019	79.5	1:02.735	70.2	1:13.854		133.0	3:34.839		12	1:03.842	101.4	1:02.173	66.2	1:11.359		142.3	3:17.374	
2	1:01.758	98.8	1:02.675	65.1	1:12.046		139.7	3:16.479		13	1:02.598	88.0	1:04.908	67.9	Pit In		143.2	3:28.470	
3	59.982	95.0	1:02.326	68.5	1:11.230		145.9	3:13.538		14	Pit Out	99.1	1:02.097	<u>71.1</u>	1:11.695			4:53.495	
4	1:01.719	95.5	1:04.916	68.6	1:20.509		146.1	3:27.144		15	1:00.936	101.2	1:01.184	71.0	1:14.463		143.6	3:16.583	
5	1:13.748	83.5	1:13.330	64.8	Pit In		130.8	4:01.599		16	1:01.106	<u>104.3</u>	1:02.334	65.2	1:12.030		152.5	3:15.470	
6	Pit Out	92.8	59.861	67.2	1:10.460			6:55.395		17	1:01.439	99.4	1:03.574	70.0	1:10.709		137.2	3:15.722	
7	1:00.052	94.1	1:00.406	67.2	1:09.737		157.0	3:10.195		18	59.325	100.6	1:00.267	64.6	1:08.693		155.8	3:08.285	
8	<u>59.211</u>	100.5	59.864	67.1	1:10.906		146.7	3:09.981		19	59.236	104.1	59.836	67.8	<u>1:08.056</u>		147.7	<u>3:07.128</u>	
9	1:00.451	98.4	1:01.938	57.8	1:11.885		153.4	3:14.274		20	1:00.081	<u>104.3</u>	<u>59.783</u>	70.7	1:08.721		153.0	3:08.585	
10	1:00.171	100.0	1:02.772	63.9	1:10.672		141.4	3:13.615		21	1:01.016	98.6	1:00.938	65.4	1:09.916		<u>157.2</u>	3:11.870	
11	1:03.523	101.2	1:02.613	68.6	1:12.200		137.2	3:18.336		22									


ALGARVE CLASSIC FESTIVAL 2021

Autódromo Internacional do Algarve

MASTERS GENTLEMAN DRIVERS

28 - 31 October 2021

Laps and Sector Times - Race - 90min.

Autodromo Internacional Algarve - 4652 mtr.

116 Carlino, Richard										Austin Mini Cooper S									
lap	Sect-1	Speed	Sect-2	Speed	Sect-3	Speed	TopSpeed	laptime	pit	lap	Sect-1	Speed	Sect-2	Speed	Sect-3	Speed	Topspeed	laptime	pit
1	1:05.683	84.6	1:04.060	67.1	1:09.950		110.5	3:24.560		11	Pit Out	104.4	59.997	66.3	1:06.208			4:42.037	
2	1:00.093	100.1	59.232	70.1	1:07.312		147.7	3:06.637		12	57.663	96.4	1:00.565	67.0	1:07.092		160.0	3:05.320	
3	58.685	94.7	59.302	69.3	1:06.906		150.8	3:04.893		13	58.193	102.8	1:01.026	66.4	1:10.752		154.1	3:09.971	
4	58.644	92.9	1:01.753	68.1	1:08.320		145.9	3:08.717		14	59.486	89.0	1:00.538	67.7	1:08.297		148.6	3:08.321	
5	58.484	88.7	1:01.069	69.9	1:06.785		146.5	3:06.338		15	58.724	103.3	59.892	71.3	1:07.946		154.9	3:06.562	
6	56.825	96.3	1:01.952	72.9	1:06.394		159.3	3:05.171		16	59.333	90.6	59.741	70.4	1:05.685		147.5	3:04.759	
7	57.153	98.0	59.490	65.7	1:05.709		152.8	3:02.352		17	57.917	106.6	58.876	66.5	1:05.943		145.0	3:02.736	
8	57.878	95.5	1:00.101	64.7	1:06.631		156.5	3:04.610		18	56.708	103.1	58.730	67.9	1:05.475		158.1	3:00.913	
9	58.652	97.5	1:00.345	69.1	1:07.987		147.1	3:06.984		19	58.418	107.5	58.162	72.8	1:05.586		143.6	3:02.166	
10	57.206	107.5	1:01.920	64.6	Pit In		155.4	3:16.145		20	57.398	109.9	58.014	69.6	Pit In		147.3	3:08.530	

120 Dumolin-Thibaut										Ford Shelby Mustang GT 350									
lap	Sect-1	Speed	Sect-2	Speed	Sect-3	Speed	TopSpeed	laptime	pit	lap	Sect-1	Speed	Sect-2	Speed	Sect-3	Speed	Topspeed	laptime	pit
1		89.6	1:00.639	76.5	1:07.241		132.4	3:08.692		13	1:01.635	97.7	1:03.133	69.5	Pit In		129.2	3:28.257	
2	55.028	106.4	56.214	76.7	1:07.405		162.4	2:58.647		14	Pit Out	97.4	53.375	71.5	1:00.715			4:42.496	
3	57.207	100.7	56.384	77.0	1:05.278		145.6	2:58.869		15	52.062	109.5	51.928	80.0	59.287		158.6	2:43.277	
4	56.298	101.1	57.877	73.9	1:06.828		158.4	3:01.003		16	51.778	104.8	51.483	79.9	58.706		163.1	2:41.967	
5	57.839	96.9	58.719	75.2	1:07.600		145.7	3:04.158		17	50.584	109.6	51.946	81.1	1:00.630		190.8	2:43.160	
6	58.741	105.6	57.524	72.8	1:07.109		140.4	3:03.374		18	51.611	114.4	53.488	78.7	58.462		177.3	2:43.561	
7	57.735	97.7	57.966	78.3	1:06.383		146.1	3:02.084		19	50.146	115.4	51.770	83.1	58.738		181.8	2:40.654	
8	57.406	99.3	58.599	74.0	1:20.385		154.1	3:16.390		20	51.906	112.5	52.024	79.3	58.948		174.8	2:42.878	
9	57.364	90.8	1:00.008	69.9	1:07.765		147.7	3:05.137		21	49.504	119.2	50.848	87.9	58.860		196.0	2:39.212	
10	56.372	107.2	59.364	68.4	1:08.129		146.5	3:03.865		22	51.675	101.2	52.506	88.6	59.421		197.1	2:43.602	
11	58.649	94.8	1:01.812	70.3	1:08.660		146.7	3:09.121		23	50.840	117.6	52.476	83.3	59.207		188.2	2:42.523	
12	1:00.241	95.0	1:03.728	67.3	1:09.908		140.1	3:13.877		24	49.966	116.4	51.933	80.1	59.643		197.4	2:41.542	

122 Harris, Tom										Jaguar E-Type									
lap	Sect-1	Speed	Sect-2	Speed	Sect-3	Speed	TopSpeed	laptime	pit	lap	Sect-1	Speed	Sect-2	Speed	Sect-3	Speed	Topspeed	laptime	pit
1	1:02.710	93.3	1:00.316	74.7	1:06.312		139.2	3:11.156		9	55.426	109.6	58.470	73.8	1:05.098		156.1	2:58.994	
2	57.063	94.5	58.237	76.8	1:05.578		160.5	3:00.878		10	56.012	100.6	57.091	74.1	1:06.820		149.2	2:59.923	
3	55.070	108.3	57.033	75.2	1:03.951		157.4	2:56.054		11	58.395	105.2	58.563	72.9	1:06.776		142.1	3:03.734	
4	56.131	100.5	57.298	74.6	1:04.515		168.2	2:57.944		12	58.090	107.1	57.827	74.1	1:06.217		146.3	3:02.134	
5	55.901	105.7	58.733	75.4	1:06.627		161.0	3:01.261		13	55.099	115.0	57.284	70.5	1:07.080		157.4	2:59.463	
6	57.523	110.0	58.464	75.8	1:05.338		147.5	3:01.325		14	57.177	111.7	57.993	76.3	1:06.636		149.2	3:01.806	
7	55.614	102.8	57.698	75.3	1:06.225		165.6	2:59.537		15	57.944	103.0	1:00.776	73.6	Pit In		145.0	3:18.424	
8	54.759	108.4	57.167	77.5	1:05.636		164.9	2:57.562		16									

151 Diederichs-Henkel										Porsche 904 GTS									
lap	Sect-1	Speed	Sect-2	Speed	Sect-3	Speed	TopSpeed	laptime	pit	lap	Sect-1	Speed	Sect-2	Speed	Sect-3	Speed	Topspeed	laptime	pit
1	1:05.234	79.6	1:01.163	71.3	1:07.668		124.0	3:15.052		10	59.527	89.3	58.273	73.7	1:09.809		153.2	3:07.609	
2	59.687	85.7	1:00.910	65.4	1:08.279		147.9	3:08.876		11	1:00.992	99.0	1:01.543	64.0	1:08.453		138.1	3:10.988	
3	57.213	91.5	59.465	72.3	1:09.514		162.9	3:06.192		12	59.845	106.9	59.374	72.0	1:08.005		134.7	3:07.224	
4	57.901	96.5	59.033	73.5	1:06.299		131.9	3:03.233		13	1:01.862	97.9	1:00.034	68.9	Pit In		137.6	3:18.596	
5	56.140	104.2	58.962	70.1	1:09.803		152.1	3:04.905		14	Pit Out	100.9	55.515	82.1	1:03.272			4:37.904	
6	59.270	93.2	1:00.308	70.3	1:08.858		147.7	3:08.436		15	54.268	108.0	53.600	79.2	1:05.411		147.1	2:53.279	
7	58.412	93.3	1:00.670	67.8	1:08.296		143.8	3:07.378		16	54.539	106.1	54.417	67.4	Pit In		148.8	3:01.642	
8	59.014	87.9	1:01.909	70.0	1:07.650		152.8	3:08.573		17	Pit Out	109.0	1:04.148	72.9	1:04.063			14:31.828	
9	58.092	96.5	1:00.630	64.6	1:08.074		149.6	3:06.796		18	55.603	103.3	58.830	77.7	Pit In		155.6	3:09.786	

152 Holme-Welch										Austin Healey 3000 Mk II									
lap	Sect-1	Speed	Sect-2	Speed	Sect-3	Speed	TopSpeed	laptime	pit	lap	Sect-1	Speed	Sect-2	Speed	Sect-3	Speed	Topspeed	laptime	pit
1		109.8	51.398	82.7	59.229		157.4	2:42.254		15	51.609	107.2	52.675	83.4	59.847		182.1	2:44.131	
2	49.700	119.1	51.280	83.5	58.650		184.3	2:39.630		16	52.547	115.1	51.967	87.3	1:00.015		166.4	2:44.529	
3	49.733	118.9	51.896	81.7	59.260		190.1	2:40.889		17	51.363	107.6	52.632	88.1	1:00.228		181.2	2:44.223	
4	49.552	118.8	51.527	83.2	59.050		190.8	2:40.129		18	51.041	113.7	52.397	82.8	Pit In		185.6	2:53.958	
5	49.304	118.8	50.414	85.9	1:00.056		197.1	2:39.774		19	Pit Out	106.5	52.387	84.4	59.044			4:08.038	
6	48.726	124.3	51.230	77.0	1:00.710		197.4	2:40.666		20	50.967	117.6	50.901	85.9	59.231		176.5	2:41.099	
7	50.644	116.6	51.428	87.4	58.217		173.4	2:40.289		21	49.253	121.9	50.106	92.8	58.630		188.5	2:37.989	
8	48.972	120.8	50.737	89.7	57.331		196.7	2:37.040		22	49.989	113.2	50.850	90.0	59.055		195.7	2:39.894	



ALGARVE CLASSIC FESTIVAL 2021

Autódromo Internacional do Algarve

MASTERS GENTLEMAN DRIVERS

28 - 31 October 2021

Laps and Sector Times - Race - 90min.

Autodromo Internacional Algarve - 4652 mtr.

9	50.400	123.7	50.782	92.7	58.818	179.4	2:40.000	23	50.450	<u>126.5</u>	50.316	92.0	1:00.938	181.2	2:41.704
10	49.054	112.0	51.253	85.7	57.816	<u>200.4</u>	2:38.123	24	50.627	112.7	51.815	81.6	59.163	183.4	2:41.605
11	49.563	116.4	50.768	86.4	58.273	180.6	2:38.604	25	50.514	121.6	52.378	84.5	59.561	196.0	2:42.453
12	50.450	123.9	51.984	84.0	1:00.537	177.9	2:42.971	26	49.114	124.4	50.494	83.7	1:01.484	196.4	2:41.092
13	49.883	112.3	52.393	81.8	58.546	196.0	2:40.822	27	50.855	113.0	51.211	83.3	1:00.526	174.8	2:42.592
14	50.099	115.6	52.674	83.3	1:00.276	179.1	2:43.049	28							

167 Dod-Dod										TVR Griffith									
lap	Sect-1	Speed	Sect-2	Speed	Sect-3	Speed	TopSpeed	laptime	pit	lap	Sect-1	Speed	Sect-2	Speed	Sect-3	Speed	Topspeed	laptime	pit
1		<u>110.7</u>	1:10.489	74.6	1:02.932	152.8	3:11.330	13	52.488	96.5	1:07.816	66.6	1:00.646	156.3	3:00.950				
2	55.219	92.4	54.717	73.5	1:01.787	161.2	2:51.723	14	51.705	91.4	55.604	71.8	1:02.760	171.2	2:50.069				
3	53.303	100.1	54.047	73.6	1:00.460	161.2	2:47.810	15	54.576	100.2	56.591	67.8	Pit In	163.1	2:59.088				
4	53.119	93.6	55.139	73.0	1:00.858	165.6	2:49.116	16	Pit Out	91.6	58.708	72.9	1:06.330		6:24.044				
5	<u>50.792</u>	103.7	54.172	78.9	59.830	183.7	<u>2:44.794</u>	17	59.092	84.1	1:00.204	71.3	1:07.668	132.5	3:06.964				
6	53.006	84.2	56.021	75.8	1:00.265	169.8	2:49.292	18	57.007	90.7	58.866	71.6	1:07.441	145.7	3:03.314				
7	52.635	90.4	55.315	72.5	1:01.306	169.3	2:49.256	19	56.085	104.7	1:09.983	73.5	1:05.857	145.9	3:11.925				
8	51.801	97.9	54.794	72.5	<u>59.718</u>	177.0	2:46.313	20	56.306	89.9	58.462	76.9	1:06.453	146.1	3:01.221				
9	51.778	98.3	<u>53.946</u>	76.2	59.877	173.4	2:45.601	21	55.992	92.5	57.381	73.8	1:05.886	158.6	2:59.259				
10	51.872	100.1	55.752	75.8	1:00.861	<u>184.0</u>	2:48.485	22	55.864	93.0	59.548	74.2	1:04.714	146.9	3:00.126				
11	51.431	106.7	55.987	75.7	1:01.670	168.5	2:49.088	23	55.773	94.9	56.881	<u>79.6</u>	1:06.435	163.1	2:59.089				
12	52.467	99.5	54.459	75.5	1:01.237	168.8	2:48.163	24	55.497	98.2	56.088	76.8	1:03.762	161.2	2:55.347				

175 Evans-Littlejohn										Lotus Elan									
lap	Sect-1	Speed	Sect-2	Speed	Sect-3	Speed	TopSpeed	laptime	pit	lap	Sect-1	Speed	Sect-2	Speed	Sect-3	Speed	Topspeed	laptime	pit
1		104.8	56.462	75.4	1:02.783	137.6	2:53.353	14	57.095	89.7	1:00.976	68.7	Pit In	177.3	3:14.738				
2	51.571	107.8	54.780	74.0	1:02.049	189.8	2:48.400	15	Pit Out	101.1	52.338	78.9	59.131		4:06.010				
3	53.813	102.4	56.037	68.3	1:02.600	171.2	2:52.450	16	52.054	108.0	50.522	81.3	57.831	172.0	2:40.407				
4	52.253	97.6	55.369	71.6	1:03.374	193.9	2:50.996	17	51.750	100.9	51.200	79.2	57.741	162.9	2:40.691				
5	55.597	91.7	56.868	76.2	1:03.298	148.6	2:55.763	18	50.295	107.8	50.019	81.5	58.017	175.0	2:38.331				
6	56.087	90.2	58.339	70.0	1:03.838	169.3	2:58.264	19	49.759	104.8	51.260	<u>85.6</u>	<u>56.819</u>	181.2	2:37.838				
7	54.231	99.9	55.274	75.5	1:02.300	173.6	2:51.805	20	50.259	111.7	50.054	<u>86.3</u>	56.843	170.9	2:37.156				
8	53.161	92.5	55.647	70.8	1:03.059	193.9	2:51.867	21	49.160	<u>114.8</u>	<u>49.317</u>	80.3	57.152	177.9	<u>2:35.629</u>				
9	54.162	93.6	58.560	69.6	1:03.155	182.1	2:55.877	22	49.712	107.0	49.779	80.5	57.194	178.2	2:36.685				
10	53.276	101.5	56.192	67.7	1:03.049	186.5	2:52.517	23	49.889	108.8	50.287	83.8	57.071	175.6	2:37.247				
11	55.720	100.7	56.879	78.0	1:06.155	184.6	2:58.754	24	49.097	101.0	50.094	83.0	57.450	<u>199.3</u>	2:36.641				
12	56.154	98.9	57.541	70.4	1:02.867	168.2	2:56.562	25	<u>48.832</u>	112.0	50.337	74.0	57.243	193.2	2:36.412				
13	54.136	102.0	56.938	73.8	1:03.476	170.6	2:54.550	26	49.878	112.5	50.036	78.4	58.080	177.9	2:37.994				

180 Mowle-Keen										Jaguar E-Type									
lap	Sect-1	Speed	Sect-2	Speed	Sect-3	Speed	TopSpeed	laptime	pit	lap	Sect-1	Speed	Sect-2	Speed	Sect-3	Speed	Topspeed	laptime	pit
1		115.9	50.956	83.3	58.721	152.1	2:41.051	15	52.867	105.3	56.444	82.8	1:02.017	175.0	2:51.328				
2	49.552	115.4	51.201	80.8	59.452	188.8	2:40.205	16	53.730	115.4	55.718	74.3	Pit In	159.8	2:59.366				
3	49.624	119.9	51.996	80.3	59.539	191.2	2:41.159	17	Pit Out	114.6	49.056	87.7	55.838		4:04.300				
4	49.181	123.9	51.120	81.4	59.329	187.2	2:39.630	18	48.425	115.3	48.345	91.0	55.765	181.2	2:32.535				
5	48.937	<u>126.3</u>	50.872	81.5	1:00.123	<u>203.0</u>	2:39.932	19	48.219	108.5	48.007	90.8	55.720	176.5	2:31.946				
6	48.656	126.0	51.314	78.0	1:01.789	190.1	2:41.759	20	48.149	113.1	<u>47.471</u>	93.5	56.867	181.5	2:32.487				
7	52.670	122.7	52.110	79.4	59.507	177.9	2:44.287	21	48.063	111.9	47.758	93.8	55.774	179.4	<u>2:31.595</u>				
8	50.091	121.5	51.365	76.3	58.166	183.1	2:39.622	22	48.437	115.6	49.014	90.3	<u>55.339</u>	175.3	2:32.790				
9	49.754	113.8	52.506	79.7	1:00.612	188.5	2:42.872	23	49.492	117.0	48.224	<u>95.4</u>	56.180	175.3	2:33.896				
10	51.003	119.5	52.064	78.3	59.237	182.4	2:42.304	24	49.354	112.3	48.231	87.9	56.262	173.1	2:33.847				
11	49.673	119.2	50.870	80.9	58.549	182.7	2:39.092	25	<u>47.988</u>	119.2	48.745	90.9	56.386	181.2	2:33.119				
12	50.586	116.5	52.827	77.4	1:00.722	182.1	2:44.135	26	47.997	119.9	48.180	89.5	57.002	179.7	2:33.179				
13	52.276	106.4	53.082	78.8	1:01.198	179.7	2:46.556	27	48.203	111.2	49.027	88.5	57.416	181.8	2:34.646				
14	52.394	116.3	52.601	73.8	1:00.062	161.9	2:45.057	28											

321 Haussener, Hans Joerg										Alfa Romeo Giulietta Sprint Veloce									
lap	Sect-1	Speed	Sect-2	Speed	Sect-3	Speed	TopSpeed	laptime	pit	lap	Sect-1	Speed	Sect-2	Speed	Sect-3	Speed	Topspeed	laptime	pit
1	1:06.006	74.9	1:04.077	69.1	1:12.465	132.7	3:36.822	12	1:05.709	83.6	1:03.873	72.2	1:14.856	133.2	3:24.438				
2	1:02.222	92.5	1:02.898	68.7	1:11.402	149.8	3:16.522	13	1:07.317	93.6	1:05.857	70.6	Pit In	125.1	3:38.770				
3	<u>1:01.798</u>	98.3	<u>1:02.736</u>	67.5	<u>1:11.058</u>	140.3	<u>3:15.592</u>	14	Pit Out	83.6	1:06.204	72.9	1:18.208		6:15.992				
4	1:03.644	90.9	1:05.573	72.4	1:13.181	142.1	3:22.398	15	1:03.460	89.1	1:04.760	62.0	1:13.516	147.5	3:21.736				
5	1:02.036	97.7	1:06.944	66.4	1:13.670	140.3	3:22.650	16	1:03.334	78.5	1:08.908	52.4	1:17.256	146.5	3:29.498				



ALGARVE CLASSIC FESTIVAL 2021

Autódromo Internacional do Algarve

MASTERS GENTLEMAN DRIVERS

28 - 31 October 2021

Laps and Sector Times - Race - 90min.

Autodromo Internacional Algarve - 4652 mtr.

6	1:03.594	89.0	1:08.951	72.9	1:16.649	144.8	3:29.194	17	1:06.421	98.5	1:02.946	67.8	1:14.541	136.2	3:23.908
7	1:08.523	89.8	1:03.039	<u>73.9</u>	1:14.537	143.2	3:26.099	18	1:05.957	89.9	1:08.111	71.8	1:16.077	136.7	3:30.145
8	1:05.856	89.0	1:06.886	71.2	1:12.901	144.4	3:25.643	19	1:02.163	<u>102.3</u>	1:06.404	66.8	1:14.272	135.3	3:22.839
9	1:02.463	90.1	1:05.126	59.8	1:13.672	<u>150.2</u>	3:21.261	20	1:02.978	85.9	1:08.922	57.7	1:18.458	147.3	3:30.358
10	1:02.864	90.5	1:06.384	73.5	1:17.847	139.5	3:27.095	21	1:02.201	96.7	1:06.615	57.4	1:13.431	147.1	3:22.247
11	1:08.518	91.1	1:07.274	70.8	1:15.099	117.5	3:30.891	22							

501 Martin-Gans										AC Cobra Daytona Coupe									
lap	Sect-1	Speed	Sect-2	Speed	Sect-3	Speed	TopSpeed	laptime	pit	lap	Sect-1	Speed	Sect-2	Speed	Sect-3	Speed	Topspeed	laptime	pit
1		119.3	<u>50.110</u>	82.0	58.197		158.4	2:38.421		5	49.129	<u>121.5</u>	51.548	84.3	58.010		194.6	2:38.687	
2	<u>48.641</u>	111.3	51.729	<u>89.2</u>	59.129		199.6	2:39.499		6	49.877	111.2	53.719	81.6	Pit In		191.5	2:56.305	
3	49.035	113.4	51.196	82.8	<u>57.358</u>		186.5	<u>2:37.589</u>		7	Pit Out	99.3	54.056	74.2	59.966		3:45.305		
4	48.672	118.6	51.952	81.1	58.017		<u>206.1</u>	2:38.641		8	1:07.776	68.6	1:08.150	69.9	Pit In		155.8	3:43.499	

600 Peeters-Braey										Lotus XV									
lap	Sect-1	Speed	Sect-2	Speed	Sect-3	Speed	TopSpeed	laptime	pit	lap	Sect-1	Speed	Sect-2	Speed	Sect-3	Speed	Topspeed	laptime	pit
1		102.2	53.802	75.1	1:02.421		135.2	2:55.773		13	54.247	104.9	55.365	71.4	1:05.101		162.9	2:54.713	
2	52.835	100.7	55.026	75.9	1:02.402		<u>171.4</u>	2:50.263		14	55.681	103.5	55.380	69.5	1:04.164		145.6	2:55.225	
3	53.460	102.9	54.854	74.4	1:02.108		157.7	2:50.422		15	56.309	98.9	55.455	75.2	1:03.991		150.4	2:55.755	
4	53.003	107.1	54.729	72.4	1:02.789		162.4	2:50.521		16	56.355	<u>114.4</u>	55.507	67.2	1:03.004		153.0	2:54.866	
5	53.410	110.1	53.286	75.9	1:01.728		162.9	2:48.424		17	55.330	106.3	55.188	73.4	Pit In		143.0	3:02.210	
6	53.321	104.4	54.205	73.8	1:03.295		161.9	2:50.821		18	Pit Out	92.4	1:01.821	60.4	1:12.938		5:31.701		
7	53.628	109.9	53.635	72.2	<u>1:01.321</u>		168.0	2:48.584		19	59.340	81.1	1:03.407	60.3	1:13.091		127.7	3:15.838	
8	<u>52.777</u>	113.9	<u>52.451</u>	73.3	1:01.413		167.4	<u>2:46.641</u>		20	1:01.968	77.8	1:02.024	60.4	1:12.027		126.6	3:16.019	
9	53.462	104.0	54.344	72.6	Pit In		154.9	2:57.991		21	1:00.078	78.8	1:03.779	60.9	1:11.608		138.1	3:15.465	
10	Pit Out	103.9	55.720	<u>77.3</u>	1:03.512			6:45.627		22	59.384	85.0	1:00.780	69.5	1:08.093		136.0	3:08.257	
11	53.937	99.1	55.962	68.4	1:04.020		161.7	2:53.919		23	59.376	89.6	1:00.320	60.8	1:07.411		133.0	3:07.107	
12	53.493	105.2	55.158	70.5	1:03.569		161.9	2:52.220		24									