

Final 4 - Reborn Zandvoort

Result of Winter Endurance Kampioenschap - Race

7 March 2020

Result of Race

Zandvoort GP - 4259 mtr.

Divisie I - Toerwagens en GT's >3200cc

Pos	Nbr	Name	Car	Gap	Diff	Best Laptime Km/h	In	Race Time Km/h
1	101	Equipe Verschuur I	Renault RS01	-- 111 laps --		1:36.455 158,96	21	4:06:26.970 115,09
2	103	BoDa racing	Lamborghini Super Trofeo EVO II	-- 110 laps --		1:38.978 154,91	3	4:07:48.960 113,42
3	105	Speedlover I	Porsche 991	-- 109 laps --		1:41.484 151,08	55	4:06:51.506 112,83
4	109	Van Berlo Racing	Porsche 911	31.589	31.589	1:39.658 153,85	3	4:07:23.095 112,59
5	115	PG Motorsport II	Porsche GT3 cup	1:02.691	31.102	1:41.564 150,96	78	4:07:54.197 112,35
6	122	Thems Racing	Porsche 991 GT3	-- 106 laps --		1:39.965 153,38	70	4:06:44.702 112,88
7	120	Martinet By Almeras I	Porsche 991 GT3	2:30.139	2:30.139	1:39.054 154,79	2	4:09:14.841 108,67
8	116	PG Motorsport III	Porsche GT3 cup	-- 104 laps --		1:44.146 147,22	19	4:08:17.307 107,03
9	107	Speedlover II	Porsche 991	-- 103 laps --		1:41.905 150,46	18	4:07:05.403 106,52
10	114	PG Motorsport I	Porsche GT3 cup	-- 100 laps --		1:40.747 152,19	67	3:54:26.722 108,99
11	121	Martinet By Almeras II	Porsche 991 GT3	-- 93 laps --		1:38.570 155,55	2	3:49:26.989 103,57
12	140	JW Raceservice I	Porsche 991	-- 58 laps --		1:39.986 153,35	44	1:57:20.759 126,30
13	113	TM racing	Porsche 991 GT3	-- 21 laps --		1:45.010 146,01	3	45:13.718 118,64

Divisie II - Toerwagens en GT's t/m 3200cc + GTC en TCR


Pos	Nbr	Name	Car	Gap	Diff	Best Laptime Km/h	In	Race Time Km/h
1	267	Ferry Monster Autosport II	Seat Cupra Leon	-- 106 laps --		1:44.984 146,05	50	4:06:27.457 109,90
2	268	Red Camel	Seat Cupra TCR DSG	2:14.468	2:14.468	1:46.126 144,47	102	4:08:41.925 108,91
3	220	MDM II	BMW M4 GT4	3:43.061	1:28.593	1:46.886 143,45	53	4:10:10.518 108,27
4	227	Las Moras Racing	McLaren GT4	-- 105 laps --		1:43.246 148,50	69	4:08:04.130 108,16
5	223	Ferry Monster Autosport III	Seat Cupra TCR	22.821	22.821	1:45.174 145,78	77	4:08:26.951 107,99
6	219	Munckhof Racing	BMW M4 GTR	-- 104 laps --		1:44.647 146,52	43	4:08:50.889 106,79
7	218	PG Motorsport IV	Porsche Cayman GT4	-- 102 laps --		1:48.523 141,28	84	4:06:28.903 105,74
8	202	De Zeeuwse Parel by MDM	BMW M4 GT4	2:37.738	2:37.738	1:47.582 142,52	99	4:09:06.641 104,63
9	221	NKPP racing by Bas Koeten Racing	Seat Cupra TCR	3:40.271	1:02.533	1:47.879 142,13	24	4:10:09.174 106,23
10	211	Day V Tec I	BMW 240i DVT	-- 101 laps --		1:47.149 143,09	80	4:07:47.454 104,15
11	247	Day V Tec II	BMW 240i DVT	13.123	13.123	1:46.883 143,45	67	4:08:00.577 104,06
12	222	Graper Automive Racing by Koeten	Audi RS3 LMS TCR	53.078	39.955	1:45.035 145,97	3	4:08:40.533 103,78
13	225	Vink Motorsport II	BMW E46	-- 99 laps --		1:50.240 139,08	2	4:09:56.367 101,21
14	208	JR Motorsport I	BMW M3 E92	-- 98 laps --		1:45.825 144,88	4	4:10:07.909 100,11

Fastest time : 1:36.455 in lap 21 by nbr. 101 : Equipe Verschuur I(Erik van Loon) (Renault)

Publication-time

Results: www.raceresults.nu

Timekeeping by : Circuit Park Zandvoort

Clerk of the Course Martin van de Pavert	Steward	Timekeeper René van Delft	
Page 1 of 3	Results remain provisional pending technical examination and decisions from the stewards of the meeting		

Final 4 - Reborn Zandvoort

Result of Winter Endurance Kampioenschap - Race

7 March 2020
Zandvoort GP - 4259 mtr.

Result of Race

15	266	Ferry Monster Autosport I	Seat Cupra Leon	-- 95 laps --		1:45.738	54	4:06:18.923
						145,00		98,55
16	201	FEBO Racing Team	Hyundai i30N TCR	3:47.000	3:47.000	1:44.244	74	4:10:05.923
						147,08		97,06
17	214	Niemann Autosport	BMW E46 GTR	-- 93 laps --		1:44.890	4	4:09:46.256
						146,18		95,14

Divisie III - Toerwagens en GT's t/m 2500cc en Diesels

Pos	Nbr	Name	Car	Gap	Diff	Best Lapttime Km/h	In	Race Time Km/h
1	312	Team Bleekemolen II	Renault Clio	-- 99 laps --		1:54.026	50	4:06:55.636
						134,46		102,45
2	306	RVM Racing	BMW 123D	1:03.495	1:03.495	1:56.624	36	4:07:59.131
						131,47		102,01
3	301	GYBE Racing	Seat Leon Supercopa	1:14.245	10.750	1:51.390	13	4:08:09.881
						137,65		101,94
4	1	The Dukes - Niemann	BMW 123D	-- 98 laps --		1:56.642	17	4:10:18.031
						131,45		100,05
5	307	Kuepperracing	BMW E46 325i	-- 97 laps --		1:55.340	18	4:07:07.271
						132,93		100,30
6	305	Team Bleekemolen I	Renault Clio	-- 96 laps --		1:55.328	93	4:07:52.548
						132,95		98,96
7	314	Witte Raaf	Renault Clio	-- 93 laps --		1:57.608	72	4:06:47.773
						130,37		96,29
8	310	Autosport de Jong	BMW E46 330 D	-- 92 laps --		1:57.577	19	4:08:11.723
						130,40		94,72
9	316	Dieselpower	Volkswagen Golf TDI	1:33.444	1:33.444	1:59.867	46	4:09:45.167
						127,91		94,13
10	302	Vink Motorsport I	BMW 320d	-- 85 laps --		1:50.029	68	3:27:48.458
						139,35		104,52

Divisie IV - Standaard klasse



Pos	Nbr	Name	Car	Gap	Diff	Best Lapttime Km/h	In	Race Time Km/h
1	415	Brummel Beuk by MDM	BMW 325	-- 95 laps --		1:58.315	70	4:07:06.827
						129,59		98,23
2	411	Team Ard Keff IV (K)	BMW E30	1:03.660	1:03.660	2:01.598	79	4:08:10.487
						126,09		97,81
3	407	BMW Youngtimers - Koppel	BMW E30 325	1:21.116	17.456	2:00.033	48	4:08:27.943
						127,73		97,70
4	412	Team Ard Keff II (K)	BMW E30	1:28.092	6.976	2:02.563	68	4:08:34.919
						125,10		97,65
5	422	Bas Koeten Racing III	BMW 320d	2:38.839	1:10.746	2:03.672	71	4:09:45.666
						123,98		97,19
6	402	A.L.S by MDM	BMW Compact	-- 93 laps --		1:59.709	90	4:07:01.957
						128,08		96,20
7	403	Peters - Niemann - Rokven / Koppel	Mercedes SLK	2:45.050	2:45.050	2:02.460	46	4:09:47.007
						125,20		95,14
8	408	SR Racing (K)	BMW 325	-- 92 laps --		2:04.436	44	4:07:00.881
						123,22		95,17
9	413	Neleman Racing (K)	BMW 325i	1:39.086	1:39.086	2:01.686	88	4:08:39.967
						126,00		94,54
10	418	Hendriks Motorsport	BMW 325	-- 91 laps --		2:02.809	46	4:07:51.270
						124,85		93,82
11	417	Bas Koeten Racing II	Seat Ibiza	-- 90 laps --		2:08.773	13	4:06:53.711
						119,07		93,15
12	419	5 x Zout	Seat Ibiza	-- 88 laps --		2:11.452	67	4:06:54.439
						116,64		91,07
13	410	Team Ard Keff III (K)	BMW E30	-- 87 laps --		2:01.125	77	3:50:01.463
						126,58		96,65
14	421	E&M	BMW E30	-- 85 laps --		2:02.119	47	4:09:51.949
						125,55		86,93

Fastest time : 1:36.455 in lap 21 by nbr. 101 : Equipe Verschuur I(Erik van Loon) (Renault)

Publication-time

Results: www.raceresults.nu

Timekeeping by : Circuit Park Zandvoort

Clerk of the Course Martin van de Pavert	Steward	Timekeeper  René van Delft	
Page 2 of 3	Results remain provisional pending technical examination and decisions from the stewards of the meeting		

Final 4 - Reborn Zandvoort

Result of Winter Endurance Kampioenschap - Race

7 March 2020
Zandvoort GP - 4259 mtr.

Result of Race

15	416	Bas Koeten Racing I	Ford Fiesta	-- 82 laps --	2:03.533 124,12	70	3:39:52.146 95,30
16	405	Moritz Racing	Mercedes SLK	-- 75 laps --	2:06.470 121,23	58	4:08:13.424 77,21
17	420	Duiker	BMW E30	-- 63 laps --	2:01.785 125,90	3	2:52:40.547 93,23
18	401	Peppie Und Kokkie	BMW 325	-- 43 laps --	1:59.431 128,38	41	1:45:51.390 103,80


car#314: 30sec, car413: 10 sec, Car#107: 10 sec, car# 211: 10 sec, Car#247: 10 sec, Car#416: 28 sec, Car#301: 10 sec, Car#307: 8 sec, Car#115: 56 sec, Car#1: 20 sec, Pitstop infringement
 car# 412: 10 sec. Jumpstart. car#101: 10 sec. rijgedrag. car#120: 60 sec. inhalen onder code 60. car#202: 60 sec. inhalen onder code 60. car#105: 20 sec. inhalen onder geel
 car# 107: 20 sec. ivm rijgedrag. car#122: 10 sec. ivm rijgedrag. car#417: 20 sec. ivm rijgedrag. car#109: 20 sec. ivm rijgedrag. car
 car#122: 2 rondes ivm te lange stint. car#122: 1 ronde ivm te lange stint. car#221: 2 rondes ivm te lange stint

Fastest time : 1:36.455 in lap 21 by nbr. 101 : Equipe Verschuur I(Erik van Loon) (Renault)

Publication-time

Results: www.raceresults.nu

Timekeeping by : Circuit Park Zandvoort

Clerk of the Course Martin van de Pavert	Steward	Timekeeper René van Delft	
Page 3 of 3	Results remain provisional pending technical examination and decisions from the stewards of the meeting		