

Autódromo Internacional do Algarve

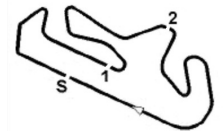
Feel Racing Racing Portimão Test
Laps and Sector Times - 27-01-2020

25 - 27 January 2020

Autodromo Internacional Algarve - 4592 mtr.

4		STEVEN ODENDAAL						YAMAHA									
Lap	Sect-1	Speed	Sect-2	Speed	Sect-3	Speed	lap time	Top Speed	Lap	Sect-1	Speed	Sect-2	Speed	Sect-3	Speed	lap time	Top Speed
1	Pit Out		34.945	115.3	43.044		1:55.405		38	33.725		31.091	126.3	40.437		1:45.253	270.0
2	35.660		32.370	121.2	41.456		1:49.486	265.4	39	33.546		31.165	120.8	40.402		1:45.113	271.4
3	34.980		31.826	117.6	40.891		1:47.697	265.4	40	33.961		33.729	112.7	46.742		1:54.432	272.7
4	34.590		31.613	120.0	40.978		1:47.181	266.0	41	33.549		31.503	115.4	Pit In		1:54.437	270.7
5	34.486		31.893	116.6	40.957		1:47.336	266.7	42	Pit Out		32.521	119.5	41.086		04:26.216	
6	33.978		38.731	110.5	Pit In		2:05.070	267.3	43	33.975		31.450	125.0	41.173		1:46.598	266.0
7	Pit Out		32.622	117.4	44.035		9:04.845		44	33.829		31.368	121.6	40.662		1:45.859	266.7
8	34.289		31.615	116.5	41.036		1:46.940	268.0	45	33.841		38.481	119.1	Pit In		2:00.821	266.7
9	34.008		31.691	119.7	40.779		1:46.478	268.7	46	Pit Out		31.787	121.2	41.136		7:44.944	
10	34.195		31.563	116.4	40.871		1:46.629	268.7	47	33.857		31.363	124.1	40.816		1:46.036	267.3
11	34.093		31.671	114.6	40.966		1:46.730	268.7	48	33.642		31.201	117.6	40.682		1:45.525	268.0
12	37.904		35.110	107.7	Pit In		2:03.148	266.7	49	33.897		31.488	118.6	40.822		1:46.207	266.7
13	Pit Out		31.866	115.8	41.759		22:22.528		50	35.476		35.304	111.5	Pit In		2:02.971	266.7
14	34.270		31.695	117.9	41.168		1:47.133	266.7	51	Pit Out		31.766	123.0	40.726		9:13.024	
15	34.353		31.958	121.3	41.077		1:47.388	266.7	52	33.557		30.898	121.3	40.591		1:45.046	270.0
16	34.276		31.535	122.7	41.249		1:47.060	266.7	53	33.526		31.159	119.1	40.428		1:45.113	268.7
17	33.946		31.519	119.1	41.007		1:46.472	269.3	54	33.469		31.349	114.6	40.518		1:45.336	271.4
18	33.964		31.666	118.3	40.980		1:46.610	268.7	55	36.136		31.494	119.7	40.574		1:48.204	271.4
19	39.394		34.685	118.2	Pit In		2:07.549	268.7	56	33.489		31.226	120.8	40.451		1:45.166	271.4
20	Pit Out		32.965	122.0	48.863		14:27.213		57	35.451		31.571	121.3	40.674		1:47.696	271.4
21	34.085		31.167	122.9	40.710		1:45.962	268.7	58	33.736		31.415	122.3	Pit In		1:53.432	270.7
22	33.680		31.185	121.3	40.518		1:45.383	268.7	59	Pit Out		36.168	120.7	43.464		13:52.350	
23	33.685		31.293	119.6	40.559		1:45.537	267.3	60	34.072		31.429	122.9	40.745		1:46.246	269.3
24	41.804		35.140	111.5	Pit In		2:10.253	247.1	61	33.702		31.266	123.1	40.946		1:45.914	269.3
25	Pit Out		34.517	111.8	42.382		38:44.065		62	37.138		32.459	116.0	Pit In		1:58.467	267.3
26	34.279		31.759	121.9	41.152		1:47.190	266.7	63	Pit Out		32.361	122.4	40.736		14:46.864	
27	34.065		32.252	116.4	40.784		1:47.101	268.0	64	33.624		30.984	123.1	40.295		1:44.903	268.0
28	33.819		31.550	119.7	40.998		1:46.367	270.7	65	33.618		31.015	120.9	40.293		1:44.926	269.3
29	33.817		31.632	121.2	40.676		1:46.125	269.3	66	33.502		31.098	119.7	40.184		1:44.784	268.7
30	33.883		32.062	111.1	Pit In		1:54.620	270.0	67	33.461		34.806	117.9	45.550		1:53.817	269.3
31	Pit Out		32.336	117.1	42.052		23:12.711		68	33.435		31.174	120.5	46.140		1:50.749	270.7
32	33.952		31.571	119.2	40.915		1:46.438	266.0	69	34.735		32.908	114.5	Pit In		1:59.503	270.7
33	33.805		31.665	120.7	40.904		1:46.374	268.0	70	Pit Out		31.782	122.4	40.978		23:07.967	
34	33.927		31.485	124.1	41.030		1:46.442	267.3	71	33.742		31.284	122.9	41.458		1:46.484	267.3
35	39.059		34.364	117.8	Pit In		2:05.330	266.7	72	33.572		31.352	122.2	40.641		1:45.565	266.7
36	Pit Out		31.946	121.9	41.708		10:42.791		73	36.012		31.922	121.6	Pit In		1:55.791	268.0
37	33.570		31.197	121.6	40.446		1:45.213	271.4	74	Pit Out		37.204	106.9	Pit In		3:39.169	

6		ERC BIKE 1															
Lap	Sect-1	Speed	Sect-2	Speed	Sect-3	Speed	lap time	Top Speed	Lap	Sect-1	Speed	Sect-2	Speed	Sect-3	Speed	lap time	Top Speed
1	Pit Out		37.095	100.6	43.873		2:06.956		40	33.544		31.978	113.9	41.006		1:46.528	294.3
2	35.706		33.938	104.9	42.018		1:51.662	270.7	41	33.384		31.794	114.4	41.001		1:46.179	295.1
3	35.203		32.973	110.8	41.921		1:50.097	276.9	42	33.504		31.709	116.1	41.094		1:46.307	294.3
4	34.857		32.559	111.9	41.364		1:48.780	266.7	43	39.541		33.648	111.9	Pit In		2:05.937	289.5
5	34.635		33.741	108.1	Pit In		2:01.456	276.9	44	Pit Out		32.799	115.3	41.531		15:53.403	
6	Pit Out		34.328	110.0	42.163		15:05.479		45	33.685		32.591	117.0	41.312		1:47.588	293.5
7	34.282		32.282	116.1	41.295		1:47.859	282.0	46	40.469		33.405	119.1	41.158		1:55.032	291.1
8	33.989		32.146	114.5	41.072		1:47.207	291.1	47	33.282		32.078	120.5	40.858		1:46.218	293.5
9	34.033		32.099	112.3	40.866		1:46.998	292.7	48	37.990		34.519	114.9	Pit In		2:04.813	296.7
10	39.932		38.914	111.7	Pit In		2:13.895	285.7	49	Pit Out		32.332	111.8	41.025		8:04.533	
11	Pit Out		33.666	110.2	41.652		13:16.256		50	37.282		31.953	114.0	40.793		1:50.028	300.8
12	34.395		32.133	109.1	41.088		1:47.616	289.5	51	33.019		31.812	118.8	40.724		1:45.555	297.5
13	33.760		31.900	108.2	40.872		1:46.532	295.1	52	35.580		36.302	115.9	41.190		1:53.072	295.9
14	34.001		31.876	113.7	40.851		1:46.728	292.7	53	33.795		33.550	113.9	46.167		1:53.512	296.7
15	36.777		33.770	108.7	Pit In		2:01.953	266.7	54	33.566		31.842	115.4	41.016		1:46.424	294.3
16	Pit Out		38.907	105.4	Pit In		14:23.556		55	33.263		31.675	112.3	40.569		1:45.507	276.9
17	Pit Out		36.590	90.0	Pit In		14:02.505		56	43.299		37.756	87.9	Pit In		2:18.079	280.5
18	Pit Out		34.354	113.2	41.708		24:50.826		57	Pit Out		34.487	103.4	42.565		16:35.564	
19	34.215		32.003	117.1	41.012		1:47.230	286.5	58	34.652		32.332	111.2	41.343		1:48.327	279.1
20	33.895		32.992	115.9	40.778		1:47.665	291.1	59	33.843		32.037	113.2	41.004		1:46.884	279.8
21	33.819		31.699	115.0	40.832		1:46.350	288.8	60	33.907		31.875	111.2	40.949		1:46.731	271.4
22	33.711		32.555	113.0	40.893		1:47.159	289.5	61	33.835		31.751	114.4	41.040		1:46.626	277.6
23	33.888		31.896	115.0	41.077		1:46.861	288.0	62	41.155		36.279	103.6	42.038		1:59.472	257.8
24	33.851		31.899	110.0	40.776		1:46.526	290.3	63	33.697		31.797	116.3	40.956		1:46.450	288.8


Autódromo Internacional do Algarve
Feel Racing Racing Portimão Test

25 - 27 January 2020

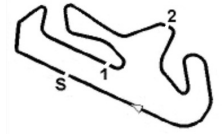
Laps and Sector Times - 27-01-2020

Autodromo Internacional Algarve - 4592 mtr.

25	33.885	32.003	110.3	41.034	1:46.922	289.5	64	42.877	33.452	111.5	Pit In	2:11.156	233.3
26	33.933	31.886	111.5	41.077	1:46.896	289.5	65	Pit Out	34.157	114.0	40.969	9:55.504	
27	33.747	32.017	113.3	41.088	1:46.852	290.3	66	33.512	31.754	<u>120.9</u>	40.725	1:45.991	296.7
28	33.868	31.988	115.9	41.119	1:46.975	289.5	67	33.436	31.659	117.3	<u>40.395</u>	<u>1:45.490</u>	293.5
29	33.857	31.675	114.2	40.980	1:46.512	289.5	68	37.310	33.236	113.4	42.448	1:52.994	292.7
30	33.471	31.943	113.3	40.777	1:46.191	293.5	69	33.226	31.860	117.1	40.756	1:45.842	295.9
31	33.949	31.893	115.6	40.959	1:46.801	293.5	70	33.161	31.753	114.8	40.837	1:45.751	295.9
32	33.579	31.863	115.0	40.987	1:46.429	291.9	71	33.618	<u>31.641</u>	118.2	40.724	1:45.983	274.8
33	33.618	32.126	112.9	Pit In	<u>1:54.641</u>	295.1	72	37.223	33.775	112.1	Pit In	<u>2:02.772</u>	274.8
34	Pit Out	32.473	114.6	41.307	5:25.123		73	Pit Out	33.022	111.7	41.685	13:11.953	
35	33.633	32.238	113.3	40.849	1:46.720	285.7	74	33.506	31.817	113.2	40.873	1:46.196	292.7
36	33.944	31.842	114.8	40.955	1:46.741	293.5	75	33.566	31.968	113.4	40.859	1:46.393	288.8
37	33.568	31.968	115.6	41.115	1:46.651	288.0	76	33.404	31.923	113.1	40.841	1:46.168	292.7
38	33.498	31.980	115.0	41.076	1:46.554	294.3	77	40.910	33.622	111.1	Pit In	2:10.375	284.2
39	33.656	31.860	113.1	40.883	1:46.399	288.0	78						

7	CHAZ DAVIES (1)								DUCATI								
Lap	Sect-1	Speed	Sect-2	Speed	Sect-3	Speed	Lap time	Top Speed	Lap	Sect-1	Speed	Sect-2	Speed	Sect-3	Speed	Lap time	Top Speed
1	Pit Out		33.272	109.8	44.075		<u>1:55.303</u>		38	32.109		30.992	117.4	40.180		1:43.281	310.3
2	34.245		31.462	112.1	40.945		1:46.652	260.9	39	32.261		31.066	116.4	40.181		1:43.508	313.0
3	32.767		31.422	109.6	40.333		1:44.522	300.8	40	32.082		30.832	116.5	40.098		1:43.012	314.0
4	32.374		31.068	118.9	40.128		1:43.570	314.0	41	35.826		33.523	110.1	Pit In		<u>2:00.173</u>	291.1
5	32.319		31.037	120.7	40.076		1:43.432	310.3	42	Pit Out		34.933	116.9	41.423		<u>2:13.806</u>	
6	35.339		33.590	110.5	Pit In		<u>1:57.968</u>	312.1	43	35.988		31.626	113.7	40.537		1:48.151	250.6
7	Pit Out		32.366	113.4	41.291		<u>14:39.714</u>		44	32.290		31.249	114.8	41.044		1:44.583	311.2
8	32.201		31.630	115.0	40.301		1:44.132	311.2	45	34.669		32.352	115.3	40.964		1:47.985	296.7
9	32.435		30.666	<u>122.3</u>	39.987		1:43.088	313.0	46	32.364		31.243	114.9	40.179		1:43.786	311.2
10	32.594		31.588	113.9	40.946		1:45.128	314.9	47	32.175		30.970	114.4	40.218		1:43.363	309.5
11	32.152		30.822	114.9	40.069		1:43.043	315.8	48	34.118		34.572	116.6	Pit In		<u>1:59.229</u>	313.0
12	32.106		30.607	118.4	40.261		1:42.974	<u>316.7</u>	49	Pit Out		32.745	114.4	40.943		<u>36:38.462</u>	
13	34.003		33.466	114.4	Pit In		<u>1:58.207</u>	315.8	50	37.138		35.460	114.0	41.910		1:54.508	312.1
14	Pit Out		31.917	113.1	41.220		<u>25:19.939</u>		51	32.854		31.275	118.2	43.219		1:47.348	301.7
15	32.431		30.957	110.3	40.312		1:43.700	314.9	52	32.332		31.260	116.9	40.513		1:44.105	309.5
16	32.260		30.860	117.3	40.135		1:43.255	313.0	53	32.294		31.089	118.4	40.401		1:43.784	302.5
17	32.411		30.936	115.8	40.167		1:43.514	<u>316.7</u>	54	37.790		33.867	114.5	Pit In		<u>2:00.150</u>	305.9
18	32.223		30.710	115.0	40.046		1:42.979	315.8	55	Pit Out		32.143	113.4	41.549		<u>25:09.357</u>	
19	32.132		30.911	117.6	40.107		1:43.150	<u>316.7</u>	56	32.035		30.617	116.4	39.881		1:42.533	312.1
20	36.189		34.579	111.7	Pit In		<u>2:00.103</u>	<u>316.7</u>	57	32.002		32.174	114.0	40.964		1:45.140	314.0
21	Pit Out		32.568	113.2	41.406		<u>31:35.188</u>		58	32.674		31.627	113.9	41.231		1:45.532	314.0
22	32.242		31.127	118.9	40.046		1:43.415	313.0	59	31.892		30.791	116.6	39.976		1:42.659	314.9
23	32.119		30.637	118.2	Pit In		<u>1:55.767</u>	312.1	60	35.801		33.267	114.4	41.441		1:50.509	<u>316.7</u>
24	Pit Out		32.106	115.5	40.905		<u>42:37.946</u>		61	31.924		30.788	118.4	40.017		1:42.729	313.0
25	32.215		31.591	116.5	42.876		1:46.682	308.6	62	40.151		32.025	116.3	Pit In		<u>2:00.999</u>	313.0
26	32.675		31.053	114.3	40.229		1:43.957	310.3	63	Pit Out		32.109	116.0	40.966		<u>43:36.755</u>	
27	32.090		30.975	118.0	39.997		1:43.062	314.0	64	32.031		30.763	122.2	39.909		1:42.703	315.8
28	32.070		30.964	116.8	40.089		1:43.123	314.9	65	31.886		30.855	117.3	39.944		1:42.685	314.9
29	32.241		30.866	116.3	40.126		1:43.233	315.8	66	33.727		32.751	116.0	Pit In		1:51.575	315.8
30	35.614		33.406	113.9	Pit In		<u>2:01.817</u>	314.0	67	Pit Out		31.847	116.1	40.736		3:35.183	
31	Pit Out		31.960	117.6	40.889		<u>22:38.846</u>		68	31.903		30.609	113.6	39.853		1:42.365	314.9
32	32.558		32.727	114.0	40.508		1:45.793	312.1	69	32.005		30.776	121.8	Pit In		1:51.173	314.9
33	32.162		31.009	117.8	40.612		1:43.783	314.9	70	Pit Out		31.955	120.1	40.530		3:45.249	
34	32.421		30.966	115.1	40.282		1:43.669	312.1	71	<u>31.752</u>		<u>30.378</u>	118.2	<u>39.469</u>		<u>1:41.599</u>	314.9
35	36.921		33.613	111.8	Pit In		<u>2:00.500</u>	313.0	72	31.988		30.569	119.5	48.798		1:51.355	306.8
36	Pit Out		32.362	114.6	42.331		<u>27:47.509</u>		73	40.911		33.127	111.7	42.154		1:56.192	148.4
37	32.396		30.953	114.8	40.277		1:43.626	310.3	74								

11	SANDRO CORTESE (1)								DUCATI								
Lap	Sect-1	Speed	Sect-2	Speed	Sect-3	Speed	Lap time	Top Speed	Lap	Sect-1	Speed	Sect-2	Speed	Sect-3	Speed	Lap time	Top Speed
1	Pit Out		33.724	112.9	42.320		<u>1:54.467</u>		9	32.515		31.485	116.4	40.102		1:44.102	300.0
2	33.619		31.729	118.3	40.591		1:45.939	285.0	10	32.678		<u>31.097</u>	117.3	40.029		<u>1:43.804</u>	298.3
3	33.064		31.636	120.0	40.568		1:45.268	291.9	11	37.762		35.993	111.0	Pit In		<u>2:02.357</u>	296.7
4	33.100		31.807	<u>122.4</u>	40.844		1:45.751	293.5	12	Pit Out		32.230	121.2	43.420		<u>20:36.154</u>	
5	33.025		31.108	122.3	40.360		1:44.493	300.0	13	32.609		31.442	112.7	<u>39.923</u>		1:43.974	296.7
6	37.108		37.350	116.3	Pit In		<u>2:02.760</u>	292.7	14	32.603		31.157	113.1	40.133		1:43.893	298.3
7	Pit Out		34.696	102.3	45.889		<u>16:33.638</u>		15	32.658		41.061	87.2	Pit In		<u>2:04.513</u>	295.1
8	<u>32.496</u>		31.362	121.9	39.947		1:43.805	<u>305.1</u>	16	Pit Out		33.342	116.4	Pit In		<u>17:55.905</u>	



Autódromo Internacional do Algarve

Feel Racing Racing Portimão Test
Laps and Sector Times - 27-01-2020

25 - 27 January 2020

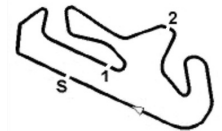
Autodromo Internacional Algarve - 4592 mtr.

11 SANDRO CORTESE (2)								DUCATI									
lap	Sect-1	Speed	Sect-2	Speed	Sect-3	Speed	lap time	Top Speed	lap	Sect-1	Speed	Sect-2	Speed	Sect-3	Speed	lap time	Top Speed
1	Pit Out		35.787	100.9	44.670		2:00.382		13	33.982		32.941	109.2	41.831		1:48.754	280.5
2		36.267	34.404	101.0	43.808		1:54.479	273.4	14	34.656		32.637	108.9	41.870		1:49.163	287.2
3		35.239	33.821	105.5	42.890		1:51.950	282.0	15	33.914		32.443	111.3	41.417		1:47.774	282.0
4		34.751	33.463	106.9	Pit In		1:59.070	293.5	16	36.040		33.871	107.7	Pit In		1:59.674	291.1
5	Pit Out		34.192	108.0	43.467		30:01.688		17	Pit Out		33.329	107.4	42.553		28:27.007	
6		35.131	33.296	108.0	42.765		1:51.192	282.0	18	33.948		32.282	111.3	41.488		1:47.718	297.5
7		34.448	32.933	106.5	42.443		1:49.824	295.9	19	33.551		<u>31.962</u>	111.9	41.213		1:46.726	296.7
8		34.168	33.908	108.3	42.539		1:50.615	291.1	20	35.685		32.075	113.1	42.584		1:50.344	299.2
9		37.089	34.130	110.5	Pit In		2:02.965	293.5	21	33.412		32.025	114.8	41.413		1:46.850	303.4
10	Pit Out		33.630	112.1	47.109		29:31.553		22	33.522		32.003	114.6	<u>41.077</u>		<u>1:46.602</u>	293.5
11		34.348	32.775	109.1	42.159		1:49.282	290.3	23	35.052		33.906	110.0	Pit In		1:58.363	288.8
12		36.213	33.110	107.9	43.882		1:53.205	298.3	24								

12 XAVI FORES (1)								KAWASAKI									
lap	Sect-1	Speed	Sect-2	Speed	Sect-3	Speed	lap time	Top Speed	lap	Sect-1	Speed	Sect-2	Speed	Sect-3	Speed	lap time	Top Speed
1	Pit Out		41.061	120.5	40.645		1:58.020		28	32.601		31.295	118.3	40.217		1:44.113	302.5
2		35.957	32.211	118.8	39.973		1:48.141	299.2	29	33.135		35.455	117.1	41.045		1:49.635	303.4
3		32.476	30.911	117.1	39.835		1:43.222	301.7	30	33.541		31.698	120.1	Pit In		1:51.587	302.5
4		32.505	<u>30.765</u>	115.5	39.838		1:43.108	<u>304.2</u>	31	Pit Out		31.549	117.8	40.144		17:54.947	
5		32.447	30.835	113.6	39.998		1:43.280	289.5	32	32.503		30.952	116.9	40.094		1:43.549	298.3
6		34.388	33.586	118.8	Pit In		1:55.339	295.1	33	32.389		30.867	120.5	39.885		1:43.141	299.2
7	Pit Out		31.804	122.4	Pit In		12:01.312		34	32.365		31.293	117.8	39.920		1:43.578	300.8
8	Pit Out		32.787	117.6	40.491		5:13.075		35	32.527		30.943	117.0	40.059		1:43.529	300.0
9		32.850	31.160	117.9	40.121		1:44.131	298.3	36	37.314		34.866	120.7	Pit In		2:00.694	296.7
10		37.358	33.731	120.0	Pit In		2:00.017	296.7	37	Pit Out		31.597	117.9	40.609		16:20.871	
11	Pit Out		32.666	122.2	40.675		18:23.378		38	38.936		31.311	120.0	40.180		1:50.427	302.5
12		32.984	31.216	121.3	40.138		1:44.338	300.0	39	32.400		41.315	87.4	44.921		1:58.636	294.3
13	13:05.371		34.211	117.9	48.573		14:28.155	297.5	40	32.419		30.927	122.0	39.757		1:43.103	300.8
14		35.737	31.104	120.3	39.934		1:46.775	286.5	41	32.647		31.156	119.5	Pit In		1:58.965	297.5
15		32.824	30.845	118.2	39.903		1:43.572	290.3	42	Pit Out		34.063	116.9	41.673		10:52.540	
16		32.545	31.021	120.8	40.181		1:43.747	299.2	43	32.395		30.788	118.2	39.619		<u>1:42.802</u>	294.3
17		44.997	36.124	89.3	46.614		2:07.735	301.7	44	36.620		34.426	115.0	40.703		1:51.749	300.0
18		37.903	32.011	<u>122.9</u>	40.536		1:50.450	292.7	45	32.425		30.876	118.2	Pit In		1:49.429	298.3
19		32.570	30.944	122.7	40.010		1:43.524	295.9	46	Pit Out		43.426	108.9	44.220		8:35.144	
20		36.754	33.441	116.8	Pit In		1:56.351	297.5	47	32.388		31.012	120.1	39.481		1:42.881	301.7
21	Pit Out		33.869	113.8	40.677		18:33.846		48	<u>32.327</u>		30.905	115.6	39.673		1:42.905	303.4
22		32.797	31.504	109.4	44.298		1:48.599	295.1	49	37.526		34.411	117.0	Pit In		2:00.273	295.9
23		32.982	31.125	121.1	40.352		1:44.459	296.7	50	Pit Out		36.332	112.5	49.455		19:47.380	
24		32.693	31.257	120.0	40.258		1:44.208	296.7	51	32.978		31.427	112.3	39.907		1:44.312	299.2
25		36.248	33.426	121.9	Pit In		1:56.335	296.7	52	32.544		30.974	121.3	39.985		1:43.503	301.7
26	Pit Out		32.771	120.8	40.300		11:48.166		53	32.440		31.039	117.9	40.087		1:43.566	300.0
27		32.684	31.043	121.5	40.168		1:43.895	299.2	54	36.974		34.797	117.1	Pit In		1:59.940	299.2

12 XAVI FORES (2)								KAWASAKI									
lap	Sect-1	Speed	Sect-2	Speed	Sect-3	Speed	lap time	Top Speed	lap	Sect-1	Speed	Sect-2	Speed	Sect-3	Speed	lap time	Top Speed
1	Pit Out		<u>34.354</u>	<u>116.8</u>	Pit In		2:01.746		2								

16 JULES CLUZEL								YAMAHA									
lap	Sect-1	Speed	Sect-2	Speed	Sect-3	Speed	lap time	Top Speed	lap	Sect-1	Speed	Sect-2	Speed	Sect-3	Speed	lap time	Top Speed
1	Pit Out		34.982	108.2	43.634		1:56.199		31	33.548		31.671	116.0	41.697		1:46.916	270.7
2		36.609	36.176	113.1	Pit In		2:03.542	246.0	32	33.545		33.013	115.5	41.260		1:47.818	<u>273.4</u>
3	Pit Out		33.923	105.7	43.650		12:02.260		33	33.564		31.284	116.6	40.570		1:45.418	270.7
4		34.260	32.584	110.3	42.150		1:48.994	270.7	34	33.543		31.355	116.4	40.677		1:45.575	268.7
5		34.255	31.802	112.1	41.177		1:47.234	268.7	35	33.673		31.418	113.8	40.564		1:45.655	270.7
6		34.059	31.798	119.9	41.083		1:46.940	268.7	36	33.504		31.387	117.3	40.655		1:45.546	271.4
7		36.120	33.307	110.8	Pit In		1:57.595	270.7	37	33.482		31.381	116.6	40.811		1:45.674	269.3
8	Pit Out		33.587	101.0	45.297		18:45.779		38	35.441		32.518	113.7	Pit In		1:56.139	266.7
9		33.705	31.220	119.1	40.391		1:45.316	272.0	39	Pit Out		34.286	89.1	49.210		06:43.895	
10		36.100	32.540	111.8	41.833		1:50.473	270.0	40	33.571		31.164	116.8	<u>40.056</u>		1:44.791	268.0
11		33.727	31.331	113.1	40.712		1:45.770	272.0	41	33.328		30.990	<u>124.1</u>	40.369		1:44.687	267.3
12		35.136	32.823	115.9	Pit In		1:56.134	268.7	42	33.713		33.240	111.1	Pit In		1:55.767	269.3
13	Pit Out		38.192	99.7	Pit In		31:32.560		43	Pit Out		33.935	113.4	41.952		18:23.643	


Autódromo Internacional do Algarve

Feel Racing Racing Portimão Test

25 - 27 January 2020

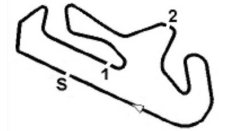
Laps and Sector Times - 27-01-2020

Autodromo Internacional Algarve - 4592 mtr.

14	Pit Out	34.643	100.9	42.075	7:56.517	44	33.381	31.089	119.7	40.211	1:44.681	268.0	
15	33.825	31.583	117.1	40.638	1:46.046	270.7	45	36.658	33.745	115.0	42.422	1:52.825	271.4
16	37.652	34.396	102.6	43.503	1:55.551	269.3	46	33.445	31.230	118.4	40.473	1:45.148	266.7
17	33.681	31.426	119.7	40.692	1:45.799	270.0	47	33.495	31.201	118.3	40.575	1:45.271	270.7
18	33.619	31.356	112.6	40.643	1:45.618	270.7	48	34.981	32.662	114.8	Pit In	1:59.250	271.4
19	36.187	32.615	120.7	Pit In	1:56.727	272.0	49	Pit Out	34.552	109.4	42.594	16:18.935	
20	Pit Out	33.508	116.3	41.688	11:11.353		50	33.651	31.554	116.5	40.652	1:45.857	267.3
21	33.564	31.262	120.1	40.259	1:45.085	270.0	51	36.995	34.305	107.5	43.975	1:55.275	268.7
22	33.544	31.930	121.3	42.271	1:47.745	272.0	52	33.699	31.534	112.6	40.686	1:45.919	264.1
23	33.458	31.360	109.3	42.246	1:47.064	269.3	53	33.704	31.444	119.9	40.649	1:45.797	269.3
24	35.432	33.492	113.0	Pit In	1:56.816	272.0	54	33.557	31.320	119.6	40.510	1:45.387	270.0
25	Pit Out	32.821	114.0	43.947	11:42.293		55	34.820	32.870	115.1	Pit In	1:55.147	269.3
26	33.649	31.767	116.6	40.551	1:45.967	270.0	56	Pit Out	34.643	105.5	53.223	23:19.681	
27	33.601	31.343	117.5	40.560	1:45.504	271.4	57	33.531	42.199	86.2	47.622	2:03.352	269.3
28	33.608	31.466	120.1	40.611	1:45.685	271.4	58	<u>33.306</u>	<u>30.933</u>	120.0	40.146	<u>1:44.385</u>	269.3
29	33.562	31.331	119.7	40.550	1:45.443	268.0	59	36.994	32.498	113.0	Pit In	1:57.200	272.0
30	33.520	31.264	120.3	40.580	1:45.364	267.3	60						

19 ALVARO BAUTISTA								HONDA									
lap	Sect-1	Speed	Sect-2	Speed	Sect-3	Speed	lap time	Top Speed	lap	Sect-1	Speed	Sect-2	Speed	Sect-3	Speed	lap time	Top Speed
1	Pit Out		33.989	105.1	42.261		1:52.748		23	32.749		31.344	<u>121.2</u>	40.719		1:44.812	300.0
2	35.175		32.935	107.1	Pit In		1:54.617	256.5	24	33.196		34.740	105.2	Pit In		1:54.988	278.4
3	Pit Out		32.542	111.6	40.841		9:30.845		25	Pit Out		32.082	109.2	40.550		41:42.665	
4	33.074		31.185	113.1	39.994		1:44.253	289.5	26	32.763		31.502	113.1	40.214		1:44.479	299.2
5	32.706		30.958	115.1	40.002		1:43.666	298.3	27	32.514		31.145	118.3	43.442		1:47.101	304.2
6	32.637		31.081	116.4	40.351		1:44.069	301.7	28	32.449		31.229	113.6	39.973		1:43.651	301.7
7	32.572		<u>30.954</u>	115.3	40.033		<u>1:43.559</u>	303.4	29	<u>32.388</u>		31.262	111.8	<u>39.964</u>		1:43.614	306.8
8	32.517		31.230	114.6	40.216		1:43.963	308.6	30	32.422		1:58.062	90.2	Pit In		3:26.806	302.5
9	34.510		32.855	109.3	Pit In		1:52.950	290.3	31	Pit Out		33.671	113.0	40.631		46:15.608	
10	Pit Out		32.697	111.9	40.513		17:05.683		32	32.769		31.343	117.0	40.285		1:44.397	295.1
11	33.093		31.378	115.3	40.358		1:44.829	291.9	33	32.733		31.435	114.4	41.994		1:46.162	305.1
12	32.500		31.487	115.0	40.416		1:44.403	300.0	34	32.488		31.445	115.3	40.381		1:44.314	304.2
13	32.979		31.374	115.3	40.378		1:44.731	300.8	35	32.391		31.534	116.5	40.459		1:44.384	307.7
14	36.708		34.525	108.1	Pit In		1:57.876	301.7	36	32.594		31.559	112.0	40.382		1:44.535	305.9
15	Pit Out		31.632	113.0	40.221		47:35.458		37	32.864		34.075	110.9	Pit In		1:54.081	300.8
16	32.744		31.870	112.4	Pit In		1:50.952	296.7	38	Pit Out		32.380	115.6	40.889		36:35.917	
17	Pit Out		32.229	106.3	40.743		17:16.224		39	33.023		31.766	118.9	40.310		1:45.099	301.7
18	33.039		31.358	116.6	40.058		1:44.455	303.4	40	32.535		31.434	115.0	40.212		1:44.181	<u>310.3</u>
19	32.697		31.372	112.7	Pit In		1:52.078	300.8	41	1:23.197		42.335	97.0	Pit In		2:58.084	305.9
20	Pit Out		32.264	112.4	40.663		10:49.292		42	Pit Out		31.993	118.6	40.690		45:20.501	
21	32.788		31.304	113.7	40.093		1:44.185	296.7	43	32.756		31.441	117.1	40.344		1:44.541	293.5
22	32.708		31.466	116.0	40.088		1:44.262	308.6	44	32.773		34.196	113.7	Pit In		1:54.144	298.3

20 SYLVAIN BARRIER								DUCATI									
lap	Sect-1	Speed	Sect-2	Speed	Sect-3	Speed	lap time	Top Speed	lap	Sect-1	Speed	Sect-2	Speed	Sect-3	Speed	lap time	Top Speed
1	Pit Out		33.005	111.3	41.622		1:50.737		33	34.336		33.560	111.2	Pit In		1:54.491	299.2
2	33.638		31.802	116.0	40.642		1:46.082	295.9	34	Pit Out		32.460	114.5	40.567		53:55.536	
3	33.190		31.299	116.4	40.541		1:45.030	300.8	35	32.682		31.071	117.4	<u>40.013</u>		1:43.766	300.0
4	33.165		31.510	120.9	40.564		1:45.239	299.2	36	<u>32.465</u>		31.329	119.5	40.318		1:44.112	302.5
5	33.122		31.327	119.6	40.622		1:45.071	303.4	37	<u>32.476</u>		30.977	119.9	40.780		1:44.233	300.0
6	33.416		31.275	119.6	40.829		1:45.520	<u>306.8</u>	38	32.521		31.134	117.0	40.441		1:44.096	301.7
7	33.137		31.294	116.3	40.689		1:45.120	300.0	39	32.878		31.232	117.6	40.593		1:44.703	299.2
8	33.185		31.853	111.0	Pit In		1:54.803	304.2	40	32.697		31.959	119.2	40.591		1:45.247	298.3
9	Pit Out		32.163	115.0	41.234		24:42.471		41	32.562		34.905	114.4	40.760		1:48.227	301.7
10	33.038		31.606	114.0	40.639		1:45.283	300.8	42	32.814		31.034	118.9	40.472		1:44.320	298.3
11	32.892		31.363	117.4	40.605		1:44.860	300.8	43	32.579		30.930	120.4	40.471		1:43.980	301.7
12	32.981		31.249	118.6	40.738		1:44.968	300.0	44	32.662		31.022	117.5	40.946		1:44.630	300.0
13	32.937		31.160	119.3	40.665		1:44.762	299.2	45	32.999		31.781	112.9	Pit In		1:53.835	302.5
14	33.881		39.234	108.2	Pit In		2:02.858	303.4	46	Pit Out		32.183	114.9	41.046		00:48.690	
15	Pit Out		33.075	117.8	40.697		18:14.302		47	32.868		31.239	116.1	40.526		1:44.633	303.4
16	32.578		31.069	121.8	40.737		1:44.384	303.4	48	32.954		31.062	118.2	40.517		1:44.533	301.7
17	32.558		31.168	119.5	40.072		1:43.798	300.8	49	32.731		31.348	118.6	40.696		1:44.775	305.1
18	32.723		31.156	115.1	40.420		1:44.299	304.2	50	32.889		31.494	115.4	40.663		1:45.046	300.8
19	53.033		41.656	108.9	Pit In		2:25.173	269.3	51	32.970		31.227	118.4	40.629		1:44.826	295.9
20	Pit Out		32.702	115.1	40.757		36:41.884		52	38.092		37.600	100.1	Pit In		2:06.189	300.8
21	34.226		31.193	118.8	42.449		1:47.868	297.5	53	Pit Out		32.009	115.5	40.960		13:07.572	



Autódromo Internacional do Algarve

Feel Racing Racing Portimão Test

25 - 27 January 2020

Laps and Sector Times - 27-01-2020

Autodromo Internacional Algarve - 4592 mtr.

22	32.856	30.830	121.2	40.210	1:43.896	293.5	54	32.469	30.795	118.6	40.567	1:43.831	301.7
23	32.921	31.090	116.5	40.428	1:44.439	303.4	55	33.598	31.595	120.7	40.244	1:45.437	302.5
24	32.775	31.282	116.1	40.841	1:44.898	300.0	56	32.624	30.994	119.6	Pit In	1:49.925	304.2
25	32.961	31.398	114.4	40.629	1:44.988	300.0	57	Pit Out	31.972	115.4	40.562	48:38.320	
26	36.020	31.555	114.4	Pit In	1:55.175	303.4	58	32.821	30.774	117.9	40.165	1:43.760	300.0
27	Pit Out	32.646	112.7	41.119	45:26.900		59	32.628	30.913	117.9	40.176	1:43.717	302.5
28	33.024	31.009	123.3	40.781	1:44.814	297.5	60	32.510	30.710	119.6	40.238	1:43.458	302.5
29	32.684	31.025	118.3	40.527	1:44.236	300.0	61	32.552	31.586	114.3	43.626	1:47.764	304.2
30	32.801	31.221	119.7	40.601	1:44.623	300.8	62	32.825	31.229	121.5	46.183	1:50.237	302.5
31	32.711	31.718	112.7	40.823	1:45.252	300.0	63	34.972	31.268	116.6	Pit In	1:53.936	291.9
32	32.802	31.385	117.4	40.629	1:44.816	299.2	64						

21 MICHAEL RINALDI								DUCATI									
lap	Sect-1	Speed	Sect-2	Speed	Sect-3	Speed	lap time	Top Speed	lap	Sect-1	Speed	Sect-2	Speed	Sect-3	Speed	lap time	Top Speed
1	Pit Out		32.984	111.7	40.888		1:48.456		25	32.626		31.281	113.9	40.188		1:44.095	301.7
2	35.140		32.448	113.8	45.083		1:52.671	298.3	26	36.011		31.951	114.2	40.523		1:48.485	303.4
3	46.030		42.424	109.5	Pit In		2:17.487	291.9	27	32.437		32.035	118.2	Pit In		1:50.532	302.5
4	Pit Out		39.198	109.0	Pit In		33:25.928		28	Pit Out		32.146	115.1	40.434		24:30.919	
5	Pit Out		32.334	113.1	41.399		9:07.547		29	32.315		31.048	116.8	39.892		1:43.255	304.2
6	32.727		31.419	113.1	40.390		1:44.536	303.4	30	32.335		36.145	112.9	40.131		1:48.611	306.8
7	32.575		31.259	112.1	40.072		1:43.906	302.5	31	32.294		30.936	113.9	39.703		1:42.933	305.1
8	32.966		35.220	114.4	41.849		1:50.035	288.0	32	32.053		30.842	114.6	39.628		1:42.523	306.8
9	32.736		32.598	114.2	Pit In		1:52.578	300.8	33	36.945		32.293	113.1	Pit In		1:56.220	306.8
10	Pit Out		31.866	111.1	40.622		11:02.968		34	Pit Out		32.414	113.8	40.965		38:03.782	
11	32.692		31.528	117.0	40.221		1:44.441	305.1	35	32.745		31.153	112.5	40.262		1:44.160	297.5
12	32.363		31.055	115.4	39.955		1:43.373	305.9	36	32.236		31.034	115.5	40.098		1:43.368	304.2
13	32.173		31.140	114.3	39.916		1:43.229	306.8	37	32.246		31.209	114.2	40.002		1:43.457	309.5
14	32.275		30.961	116.1	40.006		1:43.242	305.9	38	35.186		33.176	112.4	Pit In		1:56.469	282.7
15	32.137		30.843	115.9	39.848		1:42.828	307.7	39	Pit Out		31.768	115.5	40.244		10:33.707	
16	34.691		32.637	110.9	Pit In		1:55.207	272.7	40	32.033		30.671	116.0	39.605		1:42.309	306.8
17	Pit Out		32.592	114.9	40.999		23:18.178		41	34.438		33.188	114.4	Pit In		1:59.470	308.6
18	32.463		31.320	111.9	40.225		1:44.008	305.9	42	Pit Out		32.001	112.9	40.471		10:00.929	
19	32.394		31.202	116.8	40.104		1:43.700	303.4	43	32.248		31.241	117.9	40.010		1:43.499	306.8
20	32.574		31.947	112.7	41.144		1:45.665	300.0	44	32.053		31.423	117.4	40.189		1:43.665	307.7
21	32.481		31.082	115.3	40.198		1:43.761	300.8	45	32.287		30.841	117.8	39.977		1:43.105	305.1
22	32.359		30.946	115.9	40.123		1:43.428	305.1	46	32.176		30.966	117.5	40.028		1:43.170	307.7
23	37.181		32.954	114.2	Pit In		1:59.777	289.5	47	35.535		33.264	111.3	Pit In		1:57.606	289.5
24	Pit Out		32.037	115.4	40.915		22:52.456		48	Pit Out		35.825	109.8	Pit In		2:35.891	

23 POHSSOM CHRISTOPHE								APRILIA									
lap	Sect-1	Speed	Sect-2	Speed	Sect-3	Speed	lap time	Top Speed	lap	Sect-1	Speed	Sect-2	Speed	Sect-3	Speed	lap time	Top Speed
1	Pit Out		34.052	108.2	43.692		1:54.479		32	32.977		31.427	117.8	40.646		1:45.050	300.0
2	33.957		32.163	117.3	40.902		1:47.022	295.1	33	41.372		33.963	112.3	Pit In		2:03.900	286.5
3	33.395		31.708	116.6	40.806		1:45.909	296.7	34	Pit Out		34.025	113.8	42.171		20:09.886	
4	37.065		36.501	111.5	42.183		1:55.749	285.7	35	37.801		36.324	109.3	42.927		1:57.052	295.1
5	33.175		31.484	123.0	40.780		1:45.439	299.2	36	33.286		31.797	118.0	40.873		1:45.956	294.3
6	33.244		31.519	120.7	40.694		1:45.457	300.0	37	33.312		34.865	108.9	Pit In		1:56.903	297.5
7	36.690		34.744	106.4	Pit In		2:02.463	280.5	38	Pit Out		33.720	115.0	43.412		12:53.281	
8	Pit Out		35.285	114.4	43.619		12:02.601		39	33.065		31.599	118.4	40.909		1:45.573	295.1
9	33.268		31.794	113.9	41.889		1:46.951	299.2	40	32.945		31.373	120.0	41.161		1:45.479	298.3
10	33.360		31.668	117.8	40.675		1:45.703	295.9	41	33.276		35.983	115.6	41.038		1:50.297	299.2
11	33.144		31.520	117.9	40.779		1:45.443	301.7	42	32.869		31.634	119.5	40.689		1:45.192	300.0
12	38.637		34.877	111.2	40.762		1:54.276	289.5	43	37.105		37.076	101.3	Pit In		2:08.949	298.3
13	33.114		31.527	117.4	40.527		1:45.168	296.7	44	Pit Out		35.247	108.4	42.853		11:49.106	
14	32.853		31.566	117.8	40.461		1:44.880	302.5	45	32.958		38.703	111.7	41.366		1:53.027	299.2
15	33.202		31.520	118.0	40.773		1:45.495	300.8	46	32.878		31.417	120.5	40.701		1:44.996	301.7
16	33.060		31.418	118.2	40.629		1:45.107	300.8	47	37.504		33.711	105.6	Pit In		1:57.137	287.2
17	41.164		33.602	109.2	Pit In		2:01.074	278.4	48	Pit Out		36.863	95.5	51.948		8:24.282	
18	Pit Out		34.907	118.9	41.221		27:08.981		49	33.255		31.275	116.8	40.348		1:44.878	295.9
19	32.834		31.444	121.1	Pit In		1:55.946	301.7	50	32.444		35.921	109.6	42.233		1:50.598	303.4
20	Pit Out		35.031	105.1	43.382		15:48.906		51	32.864		31.284	117.1	40.482		1:44.630	302.5
21	35.761		34.981	114.6	41.934		1:52.676	302.5	52	40.893		32.912	115.3	Pit In		2:00.277	294.3
22	30:56.903		34.796	106.2	43.382		32:15.081	299.2	53	Pit Out		35.710	113.9	40.660		6:47.274	
23	33.272		31.888	114.3	Pit In		1:56.977	294.3	54	32.662		30.886	119.3	39.932		1:43.480	299.2
24	Pit Out		33.528	109.1	43.850		5:29.641		55	32.560		31.107	119.9	40.435		1:44.102	303.4
25	33.216		31.841	116.8	40.848		1:45.905	298.3	56	39.185		32.999	112.7	Pit In		1:59.363	292.7

Autódromo Internacional do Algarve

Feel Racing Racing Portimão Test

25 - 27 January 2020

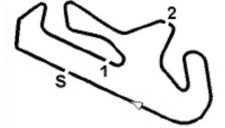
Laps and Sector Times - 27-01-2020

Autodromo Internacional Algarve - 4592 mtr.

26	33.150	31.530	116.5	40.650	1:45.330	300.8	57	Pit Out	33.897	96.7	45.932	26:59.297	
27	33.163	31.464	118.2	40.832	1:45.459	302.5	58	33.018	31.689	118.8	40.789	1:45.496	295.9
28	37.600	32.084	117.3	43.509	1:53.193	288.0	59	32.678	31.708	115.3	40.525	1:44.911	301.7
29	37.907	34.520	112.4	42.394	1:54.821	302.5	60	37.965	32.845	116.1	42.442	1:53.252	293.5
30	32.969	31.249	<u>123.1</u>	40.559	1:44.777	291.9	61	33.201	31.338	119.2	40.553	1:45.092	289.5
31	32.926	31.327	120.0	40.533	1:44.786	291.1	62	41.290	36.849	103.5	Pit In	<u>2:11.533</u>	282.0

31 GARRETT GERLOFF								YAMAHA									
lap	Sect-1	Speed	Sect-2	Speed	Sect-3	Speed	lap time	Top Speed	lap	Sect-1	Speed	Sect-2	Speed	Sect-3	Speed	lap time	Top Speed
1	Pit Out		32.181	122.3	41.111		1:47.893		33	32.490		31.114	117.8	40.041		1:43.645	305.9
2	33.356		31.002	124.0	40.181		1:44.539	302.5	34	35.560		31.414	115.5	Pit In		1:52.501	295.1
3	32.776		30.895	121.2	39.921		1:43.592	304.2	35	Pit Out		32.543	118.8	40.496		10:52.923	
4	32.524		31.025	125.1	39.965		1:43.514	305.9	36	32.811		31.123	121.8	40.533		1:44.467	301.7
5	32.633		31.004	121.9	39.955		1:43.592	304.2	37	32.921		31.420	123.4	40.571		1:44.912	303.4
6	32.650		30.802	122.7	39.891		1:43.343	305.9	38	32.619		31.129	121.8	40.279		1:44.027	301.7
7	32.638		31.203	122.7	40.017		1:43.858	305.9	39	35.376		31.910	121.1	Pit In		1:53.225	280.5
8	40.031		32.179	121.1	Pit In		2:00.269	295.1	40	Pit Out		32.319	121.8	41.008		23:20.708	
9	Pit Out		33.567	113.0	Pit In		17:38.249		41	32.491		30.594	118.6	39.792		1:42.877	303.4
10	Pit Out		31.557	121.6	40.411		15:44.033		42	32.552		30.749	122.9	39.771		1:43.072	304.2
11	32.845		31.231	121.5	39.921		1:43.997	302.5	43	32.374		30.779	123.1	39.942		1:43.095	304.2
12	32.905		31.031	121.3	Pit In		1:52.753	282.0	44	32.474		31.102	112.5	40.063		1:43.639	305.1
13	Pit Out		31.893	119.7	40.378		22:49.192		45	32.423		31.135	121.8	40.048		1:43.606	303.4
14	32.882		31.165	119.1	39.842		1:43.889	304.2	46	35.920		31.215	124.3	Pit In		1:52.513	290.3
15	32.528		31.194	120.7	40.222		1:43.944	305.9	47	Pit Out		31.551	122.3	40.349		14:59.806	
16	32.901		31.187	121.1	40.309		1:44.397	<u>306.8</u>	48	32.588		31.123	122.4	40.286		1:43.997	305.1
17	32.647		31.004	120.4	40.091		1:43.742	305.9	49	32.837		31.018	118.9	39.936		1:43.791	303.4
18	32.749		30.965	119.2	40.435		1:44.149	305.9	50	32.724		31.172	120.0	40.183		1:44.079	303.4
19	38.707		31.704	120.7	Pit In		1:56.567	290.3	51	40.925		35.543	120.3	Pit In		2:04.589	301.7
20	Pit Out		32.494	117.8	40.879		14:03.501		52	Pit Out		31.705	119.9	41.032		33:45.148	
21	32.617		30.829	<u>125.4</u>	39.918		1:43.364	301.7	53	32.305		30.719	125.3	<u>39.394</u>		1:42.418	305.1
22	32.368		31.636	124.7	39.954		1:43.958	304.2	54	32.157		30.600	121.5	39.480		1:42.237	305.1
23	32.435		30.957	121.5	39.728		1:43.120	304.2	55	32.367		30.565	123.3	39.804		1:42.736	303.4
24	32.406		32.529	121.2	Pit In		1:51.814	304.2	56	32.468		30.688	121.8	39.690		1:42.846	302.5
25	Pit Out		31.848	117.5	41.483		34:43.045		57	33.929		31.404	124.4	Pit In		1:53.405	303.4
26	32.780		30.927	124.6	40.101		1:43.808	304.2	58	Pit Out		32.474	122.4	41.066		11:05.190	
27	34.179		32.925	116.9	Pit In		1:55.342	305.9	59	32.208		<u>30.373</u>	122.6	39.464		<u>1:42.045</u>	302.5
28	Pit Out		31.240	120.8	40.280		5:44.890		60	1:18.689		31.927	120.5	Pit In		2:39.558	305.9
29	32.722		30.871	120.3	39.970		1:43.563	302.5	61	Pit Out		32.504	122.4	40.898		17:09.219	
30	32.851		30.964	119.9	39.834		1:43.649	305.9	62	<u>32.155</u>		30.554	121.9	39.581		1:42.290	<u>306.8</u>
31	32.566		30.939	120.5	39.712		1:43.217	<u>306.8</u>	63	37.763		31.812	120.4	Pit In		2:01.232	284.2
32	32.565		30.898	122.6	39.786		1:43.249	301.7	64	Pit Out		38.494	121.1	Pit In		<u>3:03.815</u>	

36 LEANDRO MERCADO								DUCATI									
lap	Sect-1	Speed	Sect-2	Speed	Sect-3	Speed	lap time	Top Speed	lap	Sect-1	Speed	Sect-2	Speed	Sect-3	Speed	lap time	Top Speed
1	Pit Out		33.500	110.9	41.901		1:53.912		39	32.671		31.130	119.5	40.232		1:44.033	300.8
2	34.095		31.784	110.3	Pit In		2:11.082	282.7	40	32.825		31.258	115.3	Pit In		1:52.625	301.7
3	Pit Out		34.526	108.3	42.221		6:46.950		41	Pit Out		31.820	119.3	40.594		15:45.596	
4	33.831		31.383	121.5	40.551		1:45.765	295.1	42	32.399		31.109	117.6	40.047		1:43.555	304.2
5	32.840		31.167	123.7	40.682		1:44.689	303.4	43	32.517		30.871	121.3	40.024		1:43.412	299.2
6	33.316		31.282	117.8	40.429		1:45.027	299.2	44	32.420		31.136	117.0	40.085		1:43.641	305.1
7	37.488		31.094	124.0	Pit In		2:03.035	297.5	45	32.647		31.106	120.8	40.077		1:43.830	303.4
8	Pit Out		32.355	114.4	41.081		8:00.853		46	32.665		30.983	120.4	40.142		1:43.790	305.1
9	32.851		31.298	116.8	40.346		1:44.495	300.8	47	32.708		31.041	121.6	40.220		1:43.969	303.4
10	32.959		31.137	117.5	43.360		1:47.456	304.2	48	38.355		33.516	112.5	Pit In		2:02.952	<u>307.7</u>
11	33.130		31.164	119.6	40.370		1:44.664	304.2	49	Pit Out		32.729	115.9	42.292		52:01.392	
12	32.913		31.284	116.6	40.359		1:44.556	299.2	50	33.368		36.791	117.4	40.806		1:50.965	295.9
13	32.784		31.178	118.7	40.335		1:44.297	300.8	51	33.211		31.504	114.3	40.471		1:45.186	299.2
14	33.048		33.333	116.9	Pit In		1:54.138	300.0	52	33.048		31.542	109.3	45.678		1:50.268	297.5
15	Pit Out		32.878	114.6	40.768		10:36.148		53	32.744		31.302	119.7	40.318		1:44.364	301.7
16	32.795		31.086	120.3	40.147		1:44.028	304.2	54	32.758		31.237	117.9	40.420		1:44.415	300.0
17	32.834		31.055	121.3	40.197		1:44.086	303.4	55	33.943		31.381	116.6	Pit In		1:52.358	295.9
18	32.739		31.268	116.6	39.986		1:43.993	<u>307.7</u>	56	Pit Out		35.550	112.7	40.657		54:54.576	
19	32.867		31.042	121.1	40.197		1:44.106	289.5	57	36.224		32.224	117.8	40.208		1:48.656	305.1
20	32.702		31.020	119.5	40.078		1:43.800	306.8	58	32.493		30.970	120.3	39.881		1:43.344	306.8
21	32.743		32.702	103.0	Pit In		1:55.208	302.5	59	32.671		31.298	117.8	40.054		1:44.023	298.3
22	Pit Out		32.015	114.2	40.832		34:53.740		60	32.497		30.987	124.0	40.045		1:43.529	303.4

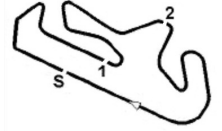

Autódromo Internacional do Algarve
**Feel Racing Racing Portimão Test
Laps and Sector Times - 27-01-2020**

 25 - 27 January 2020
 Autodromo Internacional Algarve - 4592 mtr.

23	33.328	31.390	120.9	40.359	1:45.077	306.8	61	32.612	30.941	120.5	40.067	1:43.620	301.7
24	32.954	31.180	120.0	Pit In	1:54.725	301.7	62	36.951	31.451	118.7	Pit In	1:57.817	304.2
25	Pit Out	32.140	118.6	40.772	10:22.550		63	Pit Out	31.758	119.7	40.620	17:32.368	
26	33.395	31.329	120.9	40.447	1:45.171	305.9	64	32.796	30.805	119.2	39.971	1:43.572	305.1
27	33.187	31.571	117.8	40.344	1:45.102	276.2	65	32.483	30.690	120.5	40.172	1:43.345	296.7
28	32.822	31.152	119.7	40.220	1:44.194	297.5	66	32.490	30.801	122.7	39.910	1:43.201	303.4
29	32.781	31.323	118.0	40.357	1:44.461	302.5	67	32.347	31.000	119.7	39.926	1:43.273	301.7
30	33.171	32.578	119.5	Pit In	1:54.793	299.2	68	32.628	31.788	117.6	Pit In	1:51.969	307.7
31	Pit Out	34.244	113.0	41.152	14:28.061		69	Pit Out	31.334	118.4	39.938	7:42.193	
32	34.536	33.050	118.4	Pit In	1:53.529	287.2	70	32.307	<u>30.458</u>	121.1	<u>39.697</u>	<u>1:42.462</u>	296.7
33	Pit Out	32.100	116.5	40.673	7:08.264		71	<u>32.204</u>	30.636	122.6	39.829	1:42.669	300.0
34	32.767	31.000	123.0	40.352	1:44.119	302.5	72	37.296	32.070	119.5	Pit In	1:55.678	269.3
35	32.871	31.036	123.7	40.295	1:44.202	301.7	73	Pit Out	34.749	115.3	Pit In	24:12.434	
36	32.564	31.042	<u>125.9</u>	40.224	1:43.830	305.1	74	Pit Out	34.812	117.0	Pit In	2:47.152	
37	32.672	31.074	119.9	40.152	1:43.898	299.2	75	Pit Out	41.425	110.5	Pit In	2:53.053	
38	32.663	31.052	116.0	40.234	1:43.949	300.8	76	Pit Out	34.686	114.2	Pit In	2:44.804	

44 LUCAS MAHIAS								KAWASAKI									
lap	Sect-1	Speed	Sect-2	Speed	Sect-3	Speed	lap time	Top Speed	lap	Sect-1	Speed	Sect-2	Speed	Sect-3	Speed	lap time	Top Speed
1	Pit Out		36.243	116.6	41.237		1:50.834		42	36.634		36.255	110.8	Pit In		1:59.267	265.4
2	34.265		31.798	116.9	41.151		1:47.214	270.0	43	Pit Out		32.475	106.9	47.352		8:11.065	
3	34.201		31.644	116.9	40.922		1:46.767	268.7	44	33.621		<u>31.003</u>	115.6	40.327		1:44.951	267.3
4	34.235		31.676	<u>120.4</u>	42.661		1:48.572	269.3	45	<u>33.341</u>		31.078	114.0	40.698		1:45.117	269.3
5	34.353		31.500	113.6	40.802		1:46.655	266.0	46	35.172		32.496	111.8	Pit In		1:51.988	251.7
6	36.694		32.832	110.7	Pit In		1:53.978	268.0	47	Pit Out		32.064	115.6	41.404		17:26.189	
7	Pit Out		31.886	112.5	41.132		10:39.629		48	33.822		31.528	118.7	41.073		1:46.423	267.3
8	33.787		31.108	115.5	40.501		1:45.396	269.3	49	36.320		32.665	118.7	40.827		1:49.812	263.4
9	33.900		31.262	115.6	40.485		1:45.647	270.7	50	33.972		31.532	114.2	40.715		1:46.219	270.0
10	37.585		39.820	112.0	41.044		1:58.449	270.0	51	38.645		33.834	110.3	Pit In		2:01.823	266.7
11	33.839		31.348	116.5	40.661		1:45.848	268.7	52	Pit Out		32.842	111.6	43.059		22:28.094	
12	35.229		35.307	112.1	Pit In		1:58.640	270.0	53	33.973		31.261	118.3	40.531		1:45.765	269.3
13	Pit Out		31.946	117.0	41.245		14:59.145		54	33.671		31.113	116.8	40.552		1:45.336	269.3
14	33.924		31.461	116.4	40.721		1:46.106	269.3	55	33.659		31.351	115.6	40.573		1:45.583	270.0
15	33.940		31.465	116.5	40.918		1:46.323	269.3	56	33.750		31.416	116.8	40.640		1:45.806	267.3
16	34.103		31.463	115.8	40.792		1:46.358	268.7	57	33.797		31.276	115.3	40.556		1:45.629	268.7
17	34.444		31.591	113.9	40.929		1:46.964	269.3	58	33.851		31.500	118.0	40.583		1:45.934	269.3
18	39.900		37.716	100.4	Pit In		2:07.366	264.7	59	33.619		31.475	113.8	40.639		1:45.733	268.0
19	Pit Out		37.634	103.6	Pit In		34:56.686		60	33.628		31.596	113.2	40.810		1:46.034	269.3
20	Pit Out		31.838	117.6	43.213		8:40.135		61	33.796		31.455	116.3	40.985		1:46.236	268.0
21	33.919		31.190	115.3	40.615		1:45.724	<u>281.3</u>	62	33.913		31.637	113.8	40.844		1:46.394	268.0
22	33.808		31.313	112.9	40.526		1:45.647	270.7	63	33.949		31.448	115.0	40.940		1:46.337	266.0
23	33.680		31.472	115.1	40.564		1:45.716	270.7	64	40.165		34.739	110.4	Pit In		2:03.659	260.2
24	33.886		31.276	115.0	40.622		1:45.784	268.7	65	Pit Out		32.768	108.9	43.375		13:31.035	
25	34.089		31.320	118.0	40.480		1:45.889	269.3	66	33.757		31.104	118.2	<u>40.238</u>		1:45.099	267.3
26	33.753		31.161	116.9	40.374		1:45.288	267.3	67	33.437		31.154	118.4	40.258		<u>1:44.849</u>	270.0
27	34.030		31.649	117.8	40.886		1:46.565	270.0	68	33.377		31.193	117.1	40.331		1:44.901	266.7
28	33.774		31.376	115.3	40.538		1:45.688	267.3	69	33.812		31.117	116.3	40.340		1:45.269	266.7
29	33.941		31.383	115.8	40.852		1:46.176	268.7	70	48.668		34.994	107.4	Pit In		2:12.244	262.8
30	33.965		31.386	117.0	40.752		1:46.103	268.7	71	Pit Out		32.228	115.3	41.163		16:48.751	
31	33.884		31.289	117.0	40.853		1:46.026	268.7	72	33.956		31.525	116.0	40.713		1:46.194	267.3
32	33.960		31.475	113.8	40.741		1:46.176	269.3	73	33.828		31.482	117.3	40.808		1:46.118	268.7
33	40.744		37.094	107.4	Pit In		2:08.087	255.3	74	40.610		35.958	110.0	Pit In		2:07.368	268.0
34	Pit Out		32.720	114.8	42.144		08:29.037		75	Pit Out		33.064	113.3	Pit In		3:09.973	
35	34.448		31.856	115.5	41.306		1:47.610	266.7	76	Pit Out		32.508	112.3	41.530		4:56.278	
36	34.277		31.888	113.7	41.225		1:47.390	267.3	77	34.045		31.450	116.5	40.782		1:46.277	266.7
37	38.271		34.888	110.5	Pit In		1:59.213	268.0	78	33.828		31.441	118.3	40.792		1:46.061	266.7
38	Pit Out		32.214	114.4	41.530		27:05.116		79	33.737		31.465	114.5	40.668		1:45.870	267.3
39	33.657		31.435	117.9	40.539		1:45.631	268.7	80	33.787		31.543	112.5	40.825		1:46.155	267.3
40	33.757		31.347	117.1	40.503		1:45.607	267.3	81	42.649		37.768	103.4	Pit In		2:11.706	266.0
41	33.668		31.390	116.0	40.723		1:45.781	267.3	82								

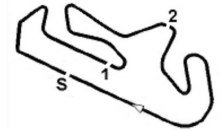
45 SCOTT REDDING (1)								DUCATI									
lap	Sect-1	Speed	Sect-2	Speed	Sect-3	Speed	lap time	Top Speed	lap	Sect-1	Speed	Sect-2	Speed	Sect-3	Speed	lap time	Top Speed
1	Pit Out		32.015	123.0	40.242		1:48.660		6	35.036		33.214	123.4	Pit In		1:54.433	292.7
2	32.679		31.484	125.3	39.747		1:43.910	297.5	7	Pit Out		31.945	118.8	40.573		55:07.297	
3	33.022		31.156	127.8	40.041		1:44.219	298.3	8	32.748		31.232	123.7	40.462		1:44.442	295.9


Autódromo Internacional do Algarve
Feel Racing Racing Portimão Test
Laps and Sector Times - 27-01-2020
25 - 27 January 2020
Autodromo Internacional Algarve - 4592 mtr.

4	32.412	30.596	129.2	39.832	1:42.840	300.8	9	32.364	31.045	122.2	40.227	1:43.636	<u>306.8</u>
5	<u>32.223</u>	<u>30.575</u>	<u>130.0</u>	<u>39.677</u>	<u>1:42.475</u>	<u>306.8</u>	10	37.228	32.892	119.9	Pit In	1:56.876	305.1

45 SCOTT REDDING (2)								DUCATI									
lap	Sect-1	Speed	Sect-2	Speed	Sect-3	Speed	lap time	Top Speed	lap	Sect-1	Speed	Sect-2	Speed	Sect-3	Speed	lap time	Top Speed
1	Pit Out		32.204	121.1	40.684		1:45.476		45	32.696		30.885	123.9	40.136		1:43.717	304.2
2	32.587		30.952	121.2	39.826		1:43.365	304.2	46	32.226		30.819	119.6	39.886		1:42.931	305.1
3	32.302		30.731	126.5	39.800		1:42.833	308.6	47	32.139		30.533	124.7	39.679		1:42.351	303.4
4	32.916		35.487	121.2	40.168		1:48.571	305.9	48	32.080		30.637	124.9	39.879		1:42.596	313.0
5	32.334		30.830	123.0	39.849		1:43.013	306.8	49	35.397		32.608	119.9	Pit In		1:58.351	288.0
6	37.805		32.677	120.4	Pit In		1:56.504	291.1	50	Pit In		32.132	117.4	40.816		1:32.442	
7	Pit Out		31.473	122.3	40.336		1:19.521		51	32.523		31.274	122.4	40.288		1:44.085	304.2
8	32.141		30.705	122.6	39.623		1:42.469	312.1	52	32.323		31.046	120.9	40.171		1:43.540	305.1
9	33.428		31.299	123.1	40.261		1:44.988	296.7	53	34.817		33.356	116.4	Pit In		1:54.805	306.8
10	32.162		30.659	125.7	39.884		1:42.705	305.9	54	Pit Out		31.734	118.0	40.191		1:19.04	945
11	32.319		30.744	124.3	39.724		1:42.787	307.7	55	32.166		30.565	122.3	39.358		1:42.089	304.2
12	35.259		31.737	125.1	40.281		1:47.277	308.6	56	31.951		30.359	125.1	39.451		1:41.761	313.0
13	32.266		30.627	124.9	39.656		1:42.549	305.9	57	36.231		31.840	120.3	40.359		1:48.430	309.5
14	34.683		33.089	123.9	Pit In		1:54.136	300.8	58	32.032		30.498	127.4	39.573		1:42.103	306.8
15	Pit Out		32.629	<u>127.5</u>	40.326		40:55.178		59	34.465		32.882	116.9	Pit In		1:53.547	300.0
16	35.772		33.449	120.9	Pit In		1:54.788	261.5	60	Pit Out		31.689	119.6	40.219		1:43.596	
17	Pit Out		32.110	122.7	40.365		15:28.674		61	32.257		30.775	122.6	39.668		1:42.700	309.5
18	32.281		30.698	121.2	39.639		1:42.618	306.8	62	32.042		30.618	125.4	39.604		1:42.264	308.6
19	32.129		30.574	123.1	Pit In		1:49.303	309.5	63	32.015		30.522	125.7	39.775		1:42.312	311.2
20	Pit Out		32.086	123.0	40.459		9:21.985		64	36.538		32.730	120.7	Pit In		1:55.650	305.1
21	32.317		30.756	119.3	40.001		1:43.074	307.7	65	Pit Out		32.385	121.9	40.546		9:52.981	
22	32.124		30.690	123.9	39.757		1:42.571	310.3	66	32.356		30.618	127.2	40.485		1:43.459	301.7
23	35.828		32.430	121.2	40.817		1:49.075	308.6	67	32.367		30.631	119.7	39.771		1:42.769	309.5
24	32.001		30.756	124.7	41.036		1:43.793	306.8	68	32.238		30.823	125.0	39.772		1:42.833	305.1
25	17:19.110		32.310	119.6	Pit In		18:37.807		69	35.490		33.337	122.4	Pit In		1:55.107	313.0
26	Pit Out		32.273	119.6	40.686		7:08.982		70	Pit Out		31.971	121.3	40.772		10:37.802	
27	32.579		31.833	123.7	51.385		1:55.797	300.8	71	32.482		30.913	120.4	44.125		1:47.520	308.6
28	32.521		30.727	121.9	40.012		1:43.260	294.3	72	32.119		30.671	124.4	39.936		1:42.726	308.6
29	32.368		30.719	120.8	39.818		1:42.905	302.5	73	32.181		37.651	119.3	Pit In		1:53.841	307.7
30	32.107		30.706	121.2	39.804		1:42.617	311.2	74	Pit Out		31.503	125.1	40.145		6:36.059	
31	32.286		30.694	125.0	39.981		1:42.961	307.7	75	32.025		30.499	124.7	39.490		1:42.014	307.7
32	34.936		33.074	118.0	Pit In		1:54.578	291.9	76	31.881		30.361	127.4	39.674		1:41.916	312.1
33	Pit Out		34.667	120.7	40.666		12:06.953		77	32.153		30.499	122.7	39.745		1:42.397	305.1
34	32.126		30.550	123.1	39.524		1:42.200	305.9	78	31.985		31.453	123.7	41.925		1:45.363	300.8
35	41.373		32.160	118.0	40.196		1:53.729	313.0	79	32.141		30.529	124.6	39.789		1:42.459	306.8
36	32.184		30.499	126.5	39.602		1:42.285	303.4	80	35.115		32.851	119.9	Pit In		1:53.295	300.8
37	32.008		30.498	125.9	39.576		1:42.082	310.3	81	Pit Out		33.104	125.9	41.257		4:16.900	
38	32.079		32.976	116.9	Pit In		1:51.908	308.6	82	31.702		30.149	120.4	<u>39.032</u>		<u>1:40.883</u>	311.2
39	Pit Out		31.643	119.7	40.468		23:02.754		83	33.501		31.538	118.0	Pit In		1:48.768	292.7
40	32.173		30.703	123.4	39.674		1:42.550	310.3	84	Pit Out		33.812	125.1	41.669		3:46.064	
41	35.630		31.511	120.4	45.423		1:52.564	<u>314.0</u>	85	<u>31.675</u>		<u>30.104</u>	123.7	39.249		1:41.028	310.3
42	32.423		30.780	124.9	39.716		1:42.919	299.2	86	34.807		36.062	120.5	Pit In		1:56.609	306.8
43	32.886		33.764	116.3	Pit In		1:52.929	304.2	87	Pit Out		34.956	118.0	Pit In		2:30.114	
44	Pit Out		32.532	120.9	40.693		<u>53:40.836</u>		88								

50 EUGENE LAVERTY (1)								BMW									
lap	Sect-1	Speed	Sect-2	Speed	Sect-3	Speed	lap time	Top Speed	lap	Sect-1	Speed	Sect-2	Speed	Sect-3	Speed	lap time	Top Speed
1	Pit Out		32.461	121.1	43.643		1:53.786		20	Pit Out		34.835	119.6	42.833		25:14.030	
2	32.865		30.976	119.2	40.110		1:43.951	285.0	21	32.679		31.180	122.3	Pit In		1:57.680	300.0
3	32.751		31.077	119.5	39.939		1:43.767	297.5	22	Pit Out		32.698	118.7	40.965		8:09.986	
4	32.653		30.976	120.7	40.072		1:43.701	300.0	23	32.633		30.955	123.4	39.908		1:43.496	299.2
5	36.662		32.948	115.6	Pit In		2:00.943	303.4	24	32.431		30.876	121.3	39.872		1:43.179	305.1
6	Pit Out		33.515	118.0	Pit In		16:54.528		25	<u>32.244</u>		38.624	116.8	Pit In		2:03.672	303.4
7	Pit Out		33.695	117.0	41.829		37:32.410		26	Pit Out		32.872	119.9	41.215		27:41.855	
8	32.809		31.065	121.3	40.135		1:44.009	301.7	27	32.571		31.140	119.2	40.403		1:44.114	298.3
9	32.736		31.214	120.8	39.869		1:43.819	298.3	28	32.542		31.150	118.9	40.020		1:43.712	299.2
10	32.655		31.013	120.4	39.947		1:43.615	297.5	29	32.459		30.990	120.0	40.267		1:43.716	302.5
11	34.930		32.883	118.0	Pit In		1:58.558	300.0	30	35.093		40.069	114.5	Pit In		2:05.462	303.4
12	Pit Out		32.599	116.9	40.744		9:12.859		31	Pit Out		32.180	119.9	40.645		27:08.910	
13	32.574		30.699	121.1	39.780		1:43.053	300.0	32	32.402		30.786	<u>124.1</u>	39.749		1:42.937	305.1
14	32.465		30.887	119.5	39.792		1:43.144	304.2	33	32.348		<u>30.664</u>	121.5	<u>39.701</u>		<u>1:42.713</u>	301.7


Autódromo Internacional do Algarve
Feel Racing Racing Portimão Test
Laps and Sector Times - 27-01-2020
25 - 27 January 2020
Autodromo Internacional Algarve - 4592 mtr.

15	36.792	33.430	115.5	Pit In	1:59.979	300.8	34	34.719	33.279	119.7	Pit In	1:58.044	305.9
16	Pit Out	33.549	118.0	41.889	28:21.907		35	Pit Out	33.177	118.4	41.562	19:36.075	
17	32.730	31.225	120.3	40.027	1:43.982	300.0	36	32.572	30.909	119.7	40.124	1:43.605	300.8
18	32.418	31.006	119.7	39.967	1:43.391	302.5	37	32.604	30.802	121.9	39.993	1:43.399	296.7
19	36.008	33.547	118.2	Pit In	2:00.484	298.3	38	32.502	30.875	123.3	Pit In	1:54.014	303.4

50 EUGENE LAVERTY (2)								BMW									
lap	Sect-1	Speed	Sect-2	Speed	Sect-3	Speed	lap time	Top Speed	lap	Sect-1	Speed	Sect-2	Speed	Sect-3	Speed	lap time	Top Speed
1	Pit Out		34.822	110.8	43.095		2:00.926		14	32.435		30.819	119.2	39.991		1:43.245	303.4
2	46.250		39.351	114.0	Pit In		2:20.245	252.3	15	32.368		30.753	122.4	39.726		1:42.847	302.5
3	Pit Out		39.869	109.4	50.620		17:31.900		16	34.453		32.390	117.8	Pit In		1:54.924	303.4
4	34.873		32.282	117.0	41.304		1:48.459	260.9	17	Pit Out		31.771	120.3	40.549		9:39.576	
5	33.997		32.255	117.4	40.828		1:47.080	278.4	18	32.347		30.699	119.9	39.589		1:42.635	302.5
6	33.867		33.342	114.6	Pit In		1:57.221	282.0	19	32.329		30.612	122.7	39.562		1:42.503	303.4
7	Pit Out		33.223	117.4	41.357		3:08.674		20	37.533		32.268	122.0	Pit In		1:57.744	302.5
8	34.256		32.709	117.1	41.676		1:48.641	259.0	21	Pit Out		31.793	123.6	40.222		17:11.683	
9	33.947		32.240	120.0	41.764		1:47.951	262.8	22	32.253		<u>30.363</u>	121.6	<u>39.374</u>		<u>1:41.990</u>	305.1
10	34.424		32.753	118.0	41.152		1:48.329	262.1	23	<u>32.144</u>		30.568	118.6	39.515		1:42.227	<u>305.9</u>
11	34.282		32.265	122.0	Pit In		1:55.939	251.7	24	33.945		30.953	<u>123.9</u>	Pit In		1:53.748	276.9
12	Pit Out		33.018	117.4	41.842		26:34.111		25	Pit Out		35.148	119.5	Pit In		3:25.062	
13	32.672		31.015	122.2	39.935		1:43.622	299.2	26								

52 PATRICK HOBELSBERGER								HONDA									
lap	Sect-1	Speed	Sect-2	Speed	Sect-3	Speed	lap time	Top Speed	lap	Sect-1	Speed	Sect-2	Speed	Sect-3	Speed	lap time	Top Speed
1	Pit Out		34.519	109.3	43.225		1:56.816		41	34.334		32.263	116.1	41.488		1:48.085	264.1
2	35.232		32.550	115.6	41.825		1:49.607	264.7	42	34.556		32.073	115.4	41.767		1:48.396	264.7
3	34.808		32.412	114.4	42.032		1:49.252	265.4	43	35.814		33.578	106.4	Pit In		1:59.743	264.1
4	38.847		32.412	112.3	41.909		1:53.168	264.7	44	Pit Out		33.356	113.3	42.439		27:59.366	
5	34.696		32.311	<u>118.0</u>	41.883		1:48.890	266.0	45	35.001		32.461	112.7	41.991		1:49.453	264.1
6	34.552		32.355	114.9	41.581		1:48.488	266.7	46	35.027		32.481	115.6	42.282		1:49.790	264.7
7	43.945		32.986	113.8	Pit In		2:13.922	266.7	47	35.065		32.151	113.4	41.836		1:49.052	262.8
8	Pit Out		32.781	115.4	42.095		24:13.872		48	34.704		32.364	116.4	42.134		1:49.202	264.7
9	34.387		33.098	116.1	41.703		1:49.188	269.3	49	34.649		32.581	107.8	42.041		1:49.271	264.1
10	34.499		32.268	116.6	41.656		1:48.423	267.3	50	41.571		36.504	108.5	Pit In		2:08.702	262.8
11	34.495		32.201	114.8	41.809		1:48.505	268.0	51	Pit Out		33.887	108.1	42.632		36:00.599	
12	34.901		32.271	114.8	41.960		1:49.132	266.0	52	34.807		32.341	112.4	41.760		1:48.908	262.8
13	34.476		32.042	115.5	41.743		1:48.261	<u>270.0</u>	53	34.559		32.378	112.5	41.995		1:48.932	263.4
14	35.361		42.407	109.8	Pit In		2:13.869	268.0	54	34.707		32.412	115.0	41.740		1:48.859	263.4
15	Pit Out		33.211	109.5	42.180		33:19.823		55	34.902		32.227	112.0	41.681		1:48.810	264.1
16	34.874		32.824	111.2	42.071		1:49.769	264.7	56	34.637		<u>32.021</u>	111.0	41.589		1:48.247	266.0
17	37.428		38.438	103.0	Pit In		2:10.621	265.4	57	34.701		32.357	112.3	41.618		1:48.676	265.4
18	Pit Out		33.488	112.5	42.816		6:41.122		58	34.671		32.943	109.5	41.756		1:49.370	264.7
19	38.101		35.165	106.1	Pit In		2:07.227	264.7	59	34.568		32.294	113.4	41.852		1:48.714	264.1
20	Pit Out		33.368	109.6	42.366		15:49.892		60	34.577		32.296	112.9	41.831		1:48.704	264.1
21	35.179		32.794	111.3	42.100		1:50.073	267.3	61	34.681		32.503	110.8	41.819		1:49.003	264.1
22	37.341		37.813	97.6	Pit In		2:08.227	268.0	62	34.507		32.305	111.7	41.619		1:48.431	264.7
23	Pit Out		33.852	107.2	42.123		17:46.504		63	34.650		32.896	109.5	41.696		1:49.242	263.4
24	34.673		32.355	116.9	41.680		1:48.708	265.4	64	34.854		32.283	113.4	41.815		1:48.952	263.4
25	34.334		32.282	113.0	<u>41.190</u>		1:47.806	266.0	65	34.600		32.415	114.0	41.991		1:49.006	264.1
26	34.219		32.300	113.9	41.326		1:47.845	266.7	66	34.718		32.363	113.6	42.015		1:49.096	264.1
27	34.201		32.059	114.4	41.375		1:47.635	<u>270.0</u>	67	34.879		32.495	112.6	42.020		1:49.394	263.4
28	34.170		32.181	115.1	41.685		1:48.036	268.7	68	34.782		32.434	113.7	42.193		1:49.409	263.4
29	45.511		36.092	91.7	Pit In		2:13.661	268.7	69	45.257		33.748	111.2	Pit In		2:16.978	265.4
30	Pit Out		33.151	106.9	42.347		08:02.558		70	Pit Out		33.144	110.3	42.161		24:25.964	
31	34.801		33.342	107.7	41.859		1:50.002	263.4	71	34.410		32.151	113.8	41.538		1:48.099	264.7
32	34.574		32.330	111.9	41.771		1:48.675	268.0	72	34.250		32.106	115.4	41.364		1:47.720	264.7
33	34.468		32.416	111.9	41.730		1:48.614	266.7	73	34.266		32.041	114.8	41.326		1:47.633	265.4
34	34.582		32.444	113.8	41.694		1:48.720	265.4	74	34.307		32.109	113.0	41.413		1:47.829	264.7
35	34.560		32.419	113.2	41.776		1:48.755	266.0	75	<u>33.989</u>		32.206	114.2	41.451		1:47.646	266.0
36	41.182		32.896	112.3	Pit In		2:04.116	264.7	76	34.377		32.072	113.8	41.407		1:47.856	264.1
37	Pit Out		33.137	113.7	42.119		23:18.391		77	34.288		32.193	114.4	41.469		1:47.950	268.0
38	34.456		32.096	114.5	41.216		1:47.768	263.4	78	37.273		33.799	109.9	Pit In		2:06.666	267.3
39	34.168		32.329	112.6	41.293		1:47.790	263.4	79	Pit Out		34.845	103.8	Pit In		3:29.134	
40	34.038		32.071	113.2	41.440		1:47.549	264.1	80	Pit Out		34.274	105.7	Pit In		3:21.258	

Autódromo Internacional do Algarve

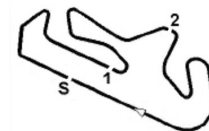
 Feel Racing Racing Portimão Test
 Laps and Sector Times - 27-01-2020

 25 - 27 January 2020
 Autodromo Internacional Algarve - 4592 mtr.

54		T. RAZGATLIOGLU (1)						YAMAHA									
lap	Sect-1	Speed	Sect-2	Speed	Sect-3	Speed	lap time	Top Speed	lap	Sect-1	Speed	Sect-2	Speed	Sect-3	Speed	lap time	Top Speed
1	Pit Out		32.639	111.5	42.218		1:47.832		27	32.031		30.396	122.0	39.556		1:41.983	309.5
2	33.881		31.930	123.6	40.110		1:45.921	288.8	28	34.663		32.511	118.2	Pit In		1:50.876	305.9
3	32.085		30.449	120.9	39.330		1:41.864	305.9	29	Pit Out		31.071	119.7	40.220		29:59.199	
4	32.075		30.634	120.4	39.469		1:42.178	310.3	30	32.257		30.885	119.7	39.799		1:42.941	310.3
5	32.156		30.717	118.0	39.535		1:42.408	307.7	31	32.192		30.560	120.7	39.374		1:42.126	309.5
6	32.288		30.696	120.8	39.478		1:42.462	310.3	32	32.144		30.624	121.5	39.502		1:42.270	309.5
7	32.374		30.759	121.6	39.591		1:42.724	310.3	33	34.695		30.711	118.6	39.454		1:44.860	309.5
8	39.075		34.181	121.3	Pit In		2:03.234	302.5	34	32.095		30.637	121.2	39.620		1:42.352	309.5
9	Pit Out		31.883	112.6	40.632		28:52.219		35	32.713		32.938	116.9	Pit In		1:51.661	311.2
10	32.477		31.274	115.6	Pit In		1:47.405	308.6	36	Pit Out		32.231	117.5	40.624		33:52.888	
11	Pit Out		31.435	119.5	39.981		7:11.067		37	31.923		30.886	117.0	39.566		1:42.375	306.8
12	32.373		40.906	104.3	Pit In		2:04.080	309.5	38	32.164		30.597	119.7	39.466		1:42.227	305.9
13	Pit Out		31.694	114.9	40.107		29:32.293		39	32.173		30.653	116.5	39.575		1:42.401	306.8
14	34.215		31.368	122.9	39.510		1:45.093	311.2	40	32.103		30.575	117.3	39.556		1:42.234	307.7
15	32.500		30.850	119.9	40.105		1:43.455	306.8	41	32.205		30.511	122.4	39.514		1:42.230	302.5
16	32.359		30.653	119.1	39.559		1:42.571	313.0	42	32.250		30.632	119.1	39.655		1:42.537	306.8
17	35.920		31.471	118.3	Pit In		1:52.489	309.5	43	32.142		30.710	120.4	39.584		1:42.436	306.8
18	Pit Out		31.416	119.7	39.990		25:24.403		44	32.161		30.822	120.1	39.696		1:42.679	307.7
19	32.340		32.320	117.5	39.703		1:44.363	308.6	45	32.584		31.195	119.6	40.263		1:44.042	308.6
20	32.307		31.763	116.9	39.710		1:43.780	307.7	46	32.139		30.785	121.2	39.712		1:42.636	307.7
21	32.308		31.001	112.9	Pit In		1:48.061	313.0	47	32.040		31.220	118.2	39.893		1:43.153	308.6
22	Pit Out		31.605	119.1	39.931		11:55.349		48	32.321		30.754	120.5	39.655		1:42.730	307.7
23	<u>31.751</u>		30.437	124.0	<u>39.151</u>		<u>1:41.339</u>	309.5	49	32.261		30.588	<u>125.3</u>	39.753		1:42.602	310.3
24	31.865		<u>30.315</u>	123.0	39.210		1:41.390	309.5	50	32.235		30.836	118.3	40.565		1:43.636	311.2
25	32.023		30.605	121.9	39.288		1:41.916	309.5	51	32.318		30.776	122.9	39.743		1:42.837	309.5
26	32.023		30.523	123.6	39.332		1:41.878	306.8	52	38.035		33.680	118.3	Pit In		2:02.464	307.7

54		T. RAZGATLIOGLU (2)						YAMAHA									
lap	Sect-1	Speed	Sect-2	Speed	Sect-3	Speed	lap time	Top Speed	lap	Sect-1	Speed	Sect-2	Speed	Sect-3	Speed	lap time	Top Speed
1	Pit Out		31.754	121.1	39.924		1:43.286		12	34.252		32.423	122.2	Pit In		1:51.981	305.9
2	34.779		33.609	120.4	40.339		1:48.727	309.5	13	Pit Out		31.443	122.6	Pit In		18:07.642	
3	32.010		30.429	121.8	39.223		1:41.662	309.5	14	Pit Out		31.370	118.3	40.297		4:56.621	
4	31.911		30.421	119.6	39.368		1:41.700	<u>311.2</u>	15	32.022		30.436	119.2	39.170		1:41.628	308.6
5	32.046		30.502	118.0	39.575		1:42.123	309.5	16	32.397		32.066	122.9	Pit In		1:48.785	307.7
6	36.701		31.615	117.9	Pit In		1:52.214	306.8	17	Pit Out		31.464	121.1	39.809		11:12.421	
7	Pit Out		31.357	117.3	40.151		29:32.152		18	<u>31.757</u>		30.186	121.8	<u>38.861</u>		<u>1:40.804</u>	306.8
8	32.075		30.417	<u>127.4</u>	39.345		1:41.837	308.6	19	32.000		<u>30.179</u>	118.2	39.293		1:41.472	306.8
9	32.076		30.360	126.0	39.415		1:41.851	307.7	20	36.081		32.711	119.2	Pit In		1:53.836	299.2
10	32.089		30.566	125.0	39.390		1:42.045	307.7	21	Pit Out		33.962	117.5	Pit In		3:20.062	
11	32.137		30.346	123.7	39.367		1:41.850	307.7	22								

55		LOCA TELLI ANDREA (1)						YAMAHA									
lap	Sect-1	Speed	Sect-2	Speed	Sect-3	Speed	lap time	Top Speed	lap	Sect-1	Speed	Sect-2	Speed	Sect-3	Speed	lap time	Top Speed
1	Pit Out		32.942	118.9	44.149		1:54.660		28	Pit Out		32.161	119.3	40.871		13:28.647	
2	34.773		31.735	120.4	40.636		1:47.144	268.7	29	33.944		31.476	119.6	40.711		1:46.131	272.0
3	34.113		31.648	123.9	40.747		1:46.508	269.3	30	33.896		31.395	120.7	40.738		1:46.029	270.7
4	33.844		31.461	122.0	40.459		1:45.764	272.7	31	33.761		31.434	123.1	40.795		1:45.990	271.4
5	34.130		31.427	121.9	40.596		1:46.153	271.4	32	33.802		31.509	118.9	40.873		1:46.184	272.0
6	33.955		31.667	120.1	40.478		1:46.100	272.0	33	37.837		35.429	104.9	Pit In		2:05.659	262.8
7	34.946		32.863	117.5	Pit In		1:58.588	267.3	34	Pit Out		32.125	115.3	43.122		25:10.398	
8	Pit Out		32.350	118.4	42.002		18:15.275		35	33.538		31.165	122.3	40.562		1:45.265	269.3
9	34.497		31.601	118.0	40.696		1:46.794	272.0	36	33.575		31.148	121.3	40.473		1:45.196	269.3
10	34.039		31.584	120.4	40.931		1:46.554	273.4	37	33.464		31.163	118.0	40.449		1:45.076	270.7
11	33.996		31.570	119.1	40.700		1:46.266	274.1	38	33.620		31.486	117.4	40.827		1:45.933	270.0
12	33.990		31.467	122.3	40.716		1:46.173	272.0	39	36.639		33.071	112.1	Pit In		1:59.720	261.5
13	34.198		33.627	111.6	Pit In		1:57.601	272.7	40	Pit Out		31.642	123.7	40.550		18:26.717	
14	Pit Out		32.118	117.8	41.199		47:09.772		41	33.557		31.170	120.4	40.318		1:45.045	274.8
15	33.915		31.872	118.0	40.873		1:46.660	270.7	42	<u>33.368</u>		31.277	124.6	40.338		1:44.983	274.1
16	33.882		31.627	118.6	41.066		1:46.575	272.0	43	33.930		33.212	115.4	40.445		1:47.587	272.0
17	34.106		31.627	117.8	40.980		1:46.713	270.0	44	33.410		31.209	118.9	40.468		1:45.087	<u>275.5</u>
18	34.067		31.448	122.4	40.757		1:46.272	271.4	45	41.459		33.873	115.9	Pit In		2:04.630	267.3
19	40.341		33.267	110.5	Pit In		2:06.018	259.0	46	Pit Out		31.737	121.3	40.867		5:12.392	
20	Pit Out		31.730	118.2	41.512		4:13.519		47	33.707		<u>31.054</u>	122.3	40.436		1:45.197	271.4
21	33.725		31.172	117.8	40.394		1:45.291	274.8	48	33.473		31.120	123.0	<u>40.067</u>		<u>1:44.660</u>	271.4


Autódromo Internacional do Algarve
Feel Racing Racing Portimão Test

25 - 27 January 2020

Laps and Sector Times - 27-01-2020

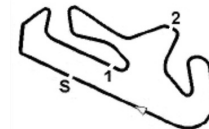
Autodromo Internacional Algarve - 4592 mtr.

22	33.461	31.258	<u>125.3</u>	40.397	1:45.116	<u>275.5</u>	49	33.472	31.075	122.0	40.273	1:44.820	271.4
23	33.610	31.327	122.9	40.415	1:45.352	273.4	50	36.881	32.387	115.1	Pit In	2:02.104	270.0
24	34.041	32.936	116.1	Pit In	1:56.436	270.7	51	Pit Out	33.429	112.3	41.782	<u>13:02.926</u>	
25	Pit Out	33.163	114.9	41.246	55:31.062		52	34.623	31.805	118.4	40.980	1:47.408	267.3
26	35.531	31.795	117.6	40.905	1:48.231	273.4	53	33.835	33.481	115.8	41.122	1:48.438	270.7
27	36.124	35.596	109.6	Pit In	2:05.935	268.0	54	36.625	34.998	108.2	Pit In	2:01.196	272.0

60 VAN der MARK (2)								YAMAHA									
lap	Sect-1	Speed	Sect-2	Speed	Sect-3	Speed	lap time	Top Speed	lap	Sect-1	Speed	Sect-2	Speed	Sect-3	Speed	lap time	Top Speed
1	Pit Out		31.037	113.0	39.927		1:44.287		35	34.195		30.569	121.5	39.647		1:44.411	303.4
2	32.680		30.935	116.6	39.624		1:43.239	300.8	36	32.179		34.930	118.3	Pit In		1:50.970	300.0
3	32.421		30.726	110.7	39.717		1:42.864	305.1	37	Pit Out		31.053	118.2	39.644		15:29.263	
4	35.258		30.835	114.6	39.519		1:45.612	302.5	38	32.207		30.622	117.3	39.609		1:42.438	300.8
5	32.851		30.944	116.4	Pit In		1:49.150	288.8	39	32.252		30.792	119.7	39.460		1:42.504	300.8
6	Pit Out		31.985	106.4	Pit In		18:50.171		40	32.275		30.781	116.1	39.570		1:42.626	302.5
7	Pit Out		33.124	114.9	39.843		6:46.587		41	32.398		30.712	116.5	39.501		1:42.611	300.8
8	32.574		31.216	113.6	Pit In		1:49.056	305.1	42	36.930		33.372	115.4	Pit In		1:56.535	301.7
9	Pit Out		31.212	115.4	40.343		16:26.463		43	Pit Out		31.289	117.5	40.039		57:51.374	
10	32.709		30.691	115.3	39.695		1:43.095	302.5	44	32.424		30.796	119.5	39.724		1:42.944	303.4
11	37.509		31.121	113.0	Pit In		1:53.614	293.5	45	32.290		30.848	118.3	39.769		1:42.907	302.5
12	Pit Out		30.972	117.9	40.107		11:40.334		46	32.371		34.058	112.0	Pit In		1:53.576	305.1
13	32.296		30.528	116.5	39.307		1:42.131	305.1	47	Pit Out		30.954	114.3	39.555		10:45.959	
14	32.317		30.522	115.6	39.339		1:42.178	303.4	48	32.053		30.667	113.3	39.374		1:42.094	302.5
15	32.303		30.467	114.0	39.710		1:42.480	304.2	49	32.108		30.615	121.3	39.265		1:41.988	306.8
16	34.438		30.830	111.7	Pit In		1:50.076	301.7	50	36.427		33.829	114.8	Pit In		1:55.433	274.8
17	Pit Out		31.958	116.0	Pit In		17:23.912		51	Pit Out		32.170	113.3	42.069		14:52.647	
18	Pit Out		31.378	118.2	40.150		6:35.924		52	32.183		30.961	113.1	39.432		1:42.576	303.4
19	32.485		32.020	116.3	39.724		1:44.229	303.4	53	32.370		30.609	120.7	39.397		1:42.376	303.4
20	32.453		30.957	118.2	39.469		1:42.879	300.8	54	32.201		30.674	118.9	39.415		1:42.290	305.1
21	32.138		30.690	111.7	39.474		1:42.302	303.4	55	40.428		32.094	116.1	Pit In		1:57.557	301.7
22	32.159		33.929	112.0	Pit In		1:52.026	305.9	56	Pit Out		31.117	114.0	39.543		12:45.749	
23	Pit Out		31.022	121.5	39.896		13:53.335		57	32.479		30.534	<u>124.0</u>	39.452		1:42.465	295.1
24	32.245		30.768	121.1	39.584		1:42.597	300.8	58	32.147		30.538	119.2	39.393		1:42.078	304.2
25	32.162		30.827	120.9	39.506		1:42.495	306.8	59	32.085		36.401	115.1	Pit In		1:56.501	305.9
26	32.149		30.806	120.8	39.580		1:42.535	304.2	60	Pit Out		31.936	119.9	39.198		19:23.464	
27	32.167		36.868	119.1	Pit In		1:53.342	305.1	61	<u>31.953</u>		30.423	122.6	39.061		1:41.437	305.9
28	Pit Out		32.515	114.9	40.244		9:36.960		62	32.016		30.416	118.4	39.223		1:41.655	305.1
29	32.199		30.520	121.8	39.113		1:41.832	305.1	63	32.238		30.494	119.1	39.297		1:42.029	304.2
30	39.270		35.005	110.7	40.517		1:54.792	<u>307.7</u>	64	32.036		34.144	119.9	Pit In		1:50.367	300.0
31	32.415		31.642	111.9	Pit In		1:50.386	306.8	65	Pit Out		32.562	116.8	39.948		6:37.791	
32	Pit Out		32.971	111.1	40.731		11:36.899		66	32.157		<u>30.260</u>	119.6	<u>39.009</u>		<u>1:41.426</u>	300.0
33	32.104		30.526	119.2	39.469		1:42.099	305.9	67	37.003		32.123	117.3	Pit In		1:52.165	301.7
34	32.060		30.642	117.0	39.375		1:42.077	304.2	68								

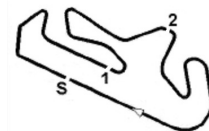
60 VAN der MARK (1)								YAMAHA									
lap	Sect-1	Speed	Sect-2	Speed	Sect-3	Speed	lap time	Top Speed	lap	Sect-1	Speed	Sect-2	Speed	Sect-3	Speed	lap time	Top Speed
1	Pit Out		31.478	116.3	39.758		1:43.303		10	32.285		30.732	114.0	39.492		1:42.509	<u>308.6</u>
2	32.522		30.798	119.1	39.609		1:42.929	301.7	11	34.555		33.473	111.2	Pit In		1:54.997	291.9
3	<u>32.127</u>		<u>30.709</u>	117.3	39.646		1:42.482	<u>308.6</u>	12	Pit Out		32.983	102.4	41.768		05:11.682	
4	32.342		30.753	117.0	39.629		1:42.724	305.9	13	32.385		30.934	<u>119.6</u>	48.266		1:51.585	304.2
5	32.534		35.430	114.4	40.099		1:48.063	304.2	14	32.379		30.801	117.3	39.553		1:42.733	304.2
6	32.381		30.749	117.8	39.650		1:42.780	300.0	15	43.940		32.319	111.5	44.753		2:01.012	306.8
7	32.281		30.971	115.6	39.680		1:42.932	306.8	16	32.433		30.911	116.1	39.750		1:43.094	305.9
8	38.762		32.756	112.1	40.381		1:51.899	299.2	17	37.174		37.826	115.5	Pit In		2:02.492	294.3
9	32.415		30.734	112.6	39.792		1:42.941	307.7	18								

61 CAN ONCU								KAWASAKI									
lap	Sect-1	Speed	Sect-2	Speed	Sect-3	Speed	lap time	Top Speed	lap	Sect-1	Speed	Sect-2	Speed	Sect-3	Speed	lap time	Top Speed
1	Pit Out		32.790	119.1	42.489		1:50.511		36	34.067		1:08.393	107.7	Pit In		2:32.789	272.0
2	34.839		31.870	121.6	42.016		1:48.725	263.4	37	Pit Out		35.444	109.4	43.695		18:11.892	
3	34.801		31.835	120.5	41.589		1:48.225	265.4	38	34.743		32.000	114.2	41.588		1:48.331	266.0
4	59.473		37.827	112.5	Pit In		2:28.787	270.0	39	37.729		31.993	115.4	41.764		1:51.486	266.7
5	Pit Out		32.493	114.9	41.714		11:18.727		40	34.365		31.848	115.8	41.750		1:47.963	266.7
6	34.755		32.026	117.1	41.665		1:48.446	267.3	41	34.356		31.821	119.3	41.646		1:47.823	266.0
7	34.583		31.917	116.6	41.594		1:48.094	270.0	42	34.286		33.267	119.7	41.563		1:49.116	265.4
8	34.528		32.029	<u>124.1</u>	41.750		1:48.307	<u>272.7</u>	43	36.787		32.057	111.2	Pit In		1:57.209	269.3


Autódromo Internacional do Algarve
Feel Racing Racing Portimão Test
Laps and Sector Times - 27-01-2020
25 - 27 January 2020
Autodromo Internacional Algarve - 4592 mtr.

9	34.532	31.990	115.0	41.548	1:48.070	270.0	44	Pit Out	32.114	116.3	41.684	12:11.718
10	38.203	32.278	118.8	Pit In	1:59.961	266.7	45	<u>33.891</u>	31.469	117.9	40.966	<u>1:46.326</u> 268.7
11	Pit Out	32.549	113.7	41.909	16:41.218		46	34.061	42.075	82.1	Pit In	2:11.790 264.7
12	34.671	32.307	113.9	41.856	1:48.834	268.7	47	Pit Out	32.186	116.4	41.754	13:39.491
13	34.697	32.105	119.9	42.034	1:48.836	267.3	48	34.466	31.815	117.4	41.468	1:47.749 264.7
14	34.649	32.147	118.7	41.842	1:48.638	266.0	49	34.225	31.715	114.6	41.419	1:47.359 268.0
15	34.677	32.184	113.3	41.832	1:48.693	266.7	50	42.584	31.742	117.5	Pit In	2:05.172 265.4
16	44.067	34.048	117.1	48.764	2:06.879	268.0	51	Pit Out	31.822	116.8	41.622	16:10.960
17	34.681	34.721	114.8	Pit In	2:00.577	268.0	52	34.331	31.938	117.3	42.306	1:48.575 267.3
18	Pit Out	32.243	117.6	43.039	32:09.761		53	34.255	31.665	121.2	41.334	1:47.254 267.3
19	36.517	37.593	102.1	Pit In	2:07.021	270.7	54	34.254	31.913	117.0	41.844	1:48.011 265.4
20	Pit Out	31.803	118.9	42.661	8:22.402		55	34.450	37.407	116.1	41.671	1:53.528 264.1
21	34.488	31.533	120.0	41.069	1:47.090	267.3	56	34.670	33.089	116.5	Pit In	1:55.908 265.4
22	34.103	31.523	117.3	41.143	1:46.769	270.0	57	Pit Out	33.729	115.5	41.909	19:25.552
23	34.054	32.650	114.6	41.547	1:48.251	270.0	58	34.175	<u>31.314</u>	118.8	<u>40.872</u>	1:46.361 266.0
24	34.240	31.743	118.3	41.496	1:47.479	270.0	59	34.172	31.560	118.6	40.998	1:46.730 270.7
25	34.213	31.985	113.7	41.605	1:47.803	272.0	60	40.132	31.918	120.0	41.487	1:53.537 265.4
26	37.709	32.088	113.8	Pit In	1:57.862	268.7	61	38.854	32.607	111.0	Pit In	1:59.522 267.3
27	Pit Out	32.501	120.1	44.398	30:09.458		62	Pit Out	32.835	112.4	42.071	19:33.839
28	34.422	32.164	112.6	41.600	1:48.186	266.0	63	34.742	32.318	115.1	41.658	1:48.718 267.3
29	34.377	32.083	114.4	41.613	1:48.073	267.3	64	34.680	32.152	114.0	41.654	1:48.486 264.1
30	34.533	32.059	112.1	41.703	1:48.295	267.3	65	34.591	31.902	114.8	41.933	1:48.426 266.0
31	34.505	31.811	116.5	41.732	1:48.048	267.3	66	34.307	32.064	114.8	41.775	1:48.146 264.7
32	42.537	32.033	118.7	Pit In	2:04.939	267.3	67	46.340	33.671	100.8	Pit In	2:15.383 256.5
33	Pit Out	32.263	113.3	41.535	26:32.279		68	Pit Out	32.971	110.9	Pit In	2:42.685
34	34.458	31.814	115.0	41.442	1:47.714	267.3	69	Pit Out	32.740	111.3	Pit In	2:34.087
35	34.123	31.749	115.9	41.405	1:47.277	268.0	70					

64 FEDERICO CARI CASULO								YAMAHA									
lap	Sect-1	Speed	Sect-2	Speed	Sect-3	Speed	lap time	Top Speed	lap	Sect-1	Speed	Sect-2	Speed	Sect-3	Speed	lap time	Top Speed
1	Pit Out		36.484	115.6	40.576		<u>2:02.273</u>		37	35.874		33.261	118.2	Pit In		2:00.265	303.4
2	33.126		31.805	121.6	40.496		1:45.427	294.3	38	Pit Out		32.700	118.8	41.265		23:14.137	
3	33.201		31.473	120.0	40.082		1:44.756	296.7	39	32.753		31.960	122.2	40.453		1:45.166	296.7
4	33.076		31.363	124.1	39.989		1:44.428	297.5	40	32.490		31.573	113.6	40.428		1:44.491	300.8
5	32.486		31.540	119.6	40.100		1:44.126	<u>305.9</u>	41	32.567		31.287	122.7	40.046		1:43.900	302.5
6	34.271		31.611	125.6	40.552		1:46.434	302.5	42	32.598		31.066	122.2	40.083		1:43.747	301.7
7	33.056		31.479	121.5	Pit In		1:54.416	301.7	43	32.491		31.017	125.3	40.264		1:43.772	303.4
8	Pit Out		32.576	118.7	Pit In		29:34.594		44	32.607		31.260	123.0	40.354		1:44.221	294.3
9	Pit Out		33.228	117.6	41.520		18:00.389		45	40.713		33.290	124.0	Pit In		2:02.415	278.4
10	33.674		31.569	121.1	40.242		1:45.485	281.3	46	Pit Out		31.814	119.3	40.268		13:13.972	
11	33.224		31.521	119.6	Pit In		2:00.826	297.5	47	32.554		31.094	127.1	39.978		1:43.626	304.2
12	Pit Out		32.031	115.1	40.227		9:46.982		48	33.742		31.886	118.2	40.598		1:46.226	305.1
13	32.818		31.397	117.8	39.783		1:43.998	301.7	49	32.472		30.786	124.4	40.069		1:43.327	300.8
14	32.674		31.262	115.8	39.762		1:43.698	303.4	50	32.466		31.016	124.7	39.821		1:43.303	302.5
15	32.522		31.050	119.9	39.691		1:43.263	301.7	51	32.543		36.497	121.5	Pit In		1:56.247	303.4
16	32.660		31.185	119.9	39.856		1:43.701	301.7	52	Pit Out		32.537	119.5	40.807		18:03.908	
17	33.458		31.914	113.4	40.973		1:46.345	275.5	53	32.917		31.342	121.2	40.430		1:44.689	298.3
18	32.490		31.347	120.9	40.174		1:44.011	294.3	54	33.127		31.574	117.4	40.433		1:45.134	297.5
19	32.689		31.220	120.0	40.252		1:44.161	295.1	55	33.078		31.384	122.2	40.517		1:44.979	300.8
20	39.046		32.794	118.4	Pit In		1:59.671	273.4	56	32.860		31.545	111.6	Pit In		1:59.918	299.2
21	Pit Out		32.216	114.9	41.050		34:10.435		57	Pit Out		31.575	121.8	40.330		24:23.071	
22	33.142		31.772	114.9	40.393		1:45.307	291.1	58	32.501		31.263	119.1	39.500		1:43.264	302.5
23	32.728		31.471	118.3	40.154		1:44.353	299.2	59	32.252		30.974	120.4	39.775		1:43.001	302.5
24	32.723		31.760	121.1	40.326		1:44.809	290.3	60	32.389		30.801	127.7	39.878		1:43.068	303.4
25	32.645		31.346	120.7	40.287		1:44.278	303.4	61	33.238		31.797	117.9	40.499		1:45.534	291.1
26	32.891		31.291	122.6	40.465		1:44.647	295.9	62	32.180		30.753	<u>128.4</u>	39.793		1:42.726	302.5
27	36.999		32.305	120.3	Pit In		1:57.510	283.5	63	38.928		31.480	121.3	Pit In		1:57.115	284.2
28	Pit Out		32.239	118.4	41.299		19:18.503		64	Pit Out		32.765	122.7	40.174		12:11.985	
29	32.760		31.633	123.3	40.315		1:44.708	300.0	65	<u>32.076</u>		<u>30.468</u>	122.7	39.486		<u>1:42.030</u>	301.7
30	32.875		48.286	102.3	Pit In		2:15.809	301.7	66	33.766		31.767	123.6	Pit In		1:51.300	287.2
31	Pit Out		32.333	121.2	40.873		13:39.022		67	Pit Out		31.564	122.3	40.257		10:56.385	
32	32.611		31.094	122.4	39.565		1:43.270	295.1	68	32.301		30.721	120.9	<u>39.435</u>		1:42.457	302.5
33	32.502		31.002	122.7	40.324		1:43.828	299.2	69	32.374		30.849	119.5	40.036		1:43.259	300.0
34	32.421		31.047	120.5	42.572		1:46.040	300.8	70	43.858		33.452	101.0	Pit In		2:11.284	272.7
35	32.417		31.095	120.9	39.698		1:43.210	302.5	71	Pit Out		40.967	93.8	Pit In		3:12.363	
36	32.151		31.281	120.4	40.053		1:43.485	304.2	72								


Autódromo Internacional do Algarve
Feel Racing Racing Portimão Test

25 - 27 January 2020

Laps and Sector Times - 27-01-2020

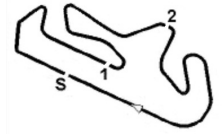
Autodromo Internacional Algarve - 4592 mtr.

66		TOM SYKES (2)							BMW								
lap	Sect-1	Speed	Sect-2	Speed	Sect-3	Speed	lap time	Top Speed	lap	Sect-1	Speed	Sect-2	Speed	Sect-3	Speed	lap time	Top Speed
1	Pit Out		31.881	124.4	49.356		1:56.229		29	32.900		32.055	116.6	41.130		1:46.085	300.0
2	32.660		31.970	114.5	45.870		1:50.500	306.8	30	32.477		31.053	122.0	40.218		1:43.748	305.1
3	32.371		<u>30.364</u>	123.0	39.520		1:42.255	305.1	31	36.523		34.891	114.0	Pit In		2:04.930	286.5
4	32.261		31.390	107.6	41.190		1:44.841	305.1	32	Pit Out		31.658	122.6	41.935		16:08.031	
5	32.495		30.595	117.1	39.692		1:42.782	306.8	33	32.423		30.631	121.2	39.946		1:43.000	307.7
6	34.706		32.180	117.3	Pit In		1:54.789	298.3	34	37.170		31.939	121.1	40.444		1:49.553	307.7
7	Pit Out		41.417	107.7	45.667		42:36.724		35	32.239		30.813	121.1	39.793		1:42.845	308.6
8	33.939		34.393	84.0	Pit In		2:02.005	298.3	36	34.594		34.283	122.2	40.942		1:49.819	289.5
9	Pit Out		32.148	121.3	40.705		8:59.641		37	32.753		39.078	107.9	Pit In		2:02.380	308.6
10	32.495		30.910	121.2	39.776		1:43.181	305.1	38	Pit Out		32.322	121.6	45.790		43:44.617	
11	32.510		30.843	117.5	39.862		1:43.215	308.6	39	33.007		31.399	119.7	41.671		1:46.077	306.8
12	33.912		31.993	117.3	Pit In		1:53.199	272.7	40	32.560		31.169	119.5	40.496		1:44.225	300.8
13	Pit Out		33.654	102.5	Pit In		19:16.187		41	37.327		32.181	115.3	Pit In		1:58.276	293.5
14	Pit Out		32.663	119.2	40.706		16:48.685		42	Pit Out		31.591	117.8	41.243		17:16.196	
15	32.494		30.941	120.0	39.864		1:43.299	305.9	43	<u>32.005</u>		30.467	124.1	<u>39.314</u>		<u>1:41.786</u>	308.6
16	32.529		30.660	125.3	39.944		1:43.133	306.8	44	32.232		31.172	123.0	40.400		1:43.804	304.2
17	41.800		32.083	115.9	41.572		1:55.455	298.3	45	32.233		30.685	120.9	40.245		1:43.163	<u>310.3</u>
18	32.281		30.888	121.8	39.833		1:43.002	302.5	46	33.774		31.366	121.2	Pit In		1:52.435	288.8
19	34.429		33.523	115.5	Pit In		1:56.576	294.3	47	Pit Out		31.976	120.0	41.374		24:07.899	
20	Pit Out		32.613	113.8	Pit In		31:11.570		48	32.439		30.574	121.9	39.714		1:42.727	304.2
21	Pit Out		32.623	115.9	41.114		6:27.207		49	32.354		30.563	124.1	39.787		1:42.704	306.8
22	32.185		30.494	<u>127.4</u>	39.470		1:42.149	305.9	50	34.131		31.876	120.4	Pit In		1:55.818	305.1
23	33.536		34.227	122.4	39.831		1:47.594	307.7	51	Pit Out		31.344	119.2	41.379		15:57.905	
24	32.230		30.510	124.0	39.560		1:42.300	306.8	52	32.068		31.630	109.5	41.006		1:44.704	308.6
25	32.156		30.457	122.3	39.492		1:42.105	302.5	53	32.259		30.448	124.4	51.053		1:53.760	305.9
26	35.815		31.842	117.4	Pit In		1:56.419	283.5	54	32.444		32.325	99.2	43.599		1:48.368	305.9
27	Pit Out		32.919	113.8	41.178		<u>33:28.403</u>		55	40.182		37.791	111.8	Pit In		2:07.108	295.9
28	33.315		31.511	122.0	40.739		1:45.565	300.0	56								

66		TOM SYKES (1)							BMW								
lap	Sect-1	Speed	Sect-2	Speed	Sect-3	Speed	lap time	Top Speed	lap	Sect-1	Speed	Sect-2	Speed	Sect-3	Speed	lap time	Top Speed
1	Pit Out		34.831	107.9	42.918		2:00.919		7	Pit Out		32.973	113.2	41.975		10:20.731	
2	44.230		37.580	114.3	Pit In		2:12.765	261.5	8	34.364		32.314	116.8	41.752		1:48.430	250.6
3	Pit Out		41.606	111.8	41.551		10:31.007		9	33.844		32.809	121.2	41.507		1:48.160	279.8
4	33.755		<u>31.793</u>	116.5	<u>41.424</u>		<u>1:46.972</u>	287.2	10	34.516		32.261	117.3	41.428		1:48.205	255.3
5	33.701		31.934	<u>122.2</u>	41.816		1:47.451	<u>295.1</u>	11	34.017		32.038	121.8	Pit In		1:53.137	268.0
6	<u>33.682</u>		32.062	117.1	Pit In		1:54.598	277.6	12								

74		VAN SIKKELERUS							YAMAHA								
lap	Sect-1	Speed	Sect-2	Speed	Sect-3	Speed	lap time	Top Speed	lap	Sect-1	Speed	Sect-2	Speed	Sect-3	Speed	lap time	Top Speed
1	Pit Out		34.442	102.7	Pit In		2:01.603		17	34.578		32.586	113.8	41.988		1:49.152	262.8
2	Pit Out		33.384	111.8	43.127		6:39.207		18	36.332		33.573	107.2	Pit In		1:58.499	260.9
3	34.720		34.673	105.2	Pit In		2:02.300	260.9	19	Pit Out		32.152	<u>118.9</u>	42.197		36:33.144	
4	Pit Out		38.562	106.9	46.955		16:16.688		20	34.406		32.079	118.3	41.621		1:48.106	260.9
5	34.665		32.191	116.4	41.552		1:48.408	264.1	21	34.466		32.267	113.7	43.222		1:49.955	260.2
6	34.772		32.169	115.9	Pit In		2:00.653	264.1	22	34.486		32.092	110.3	41.529		1:48.107	259.6
7	Pit Out		33.656	111.1	43.373		9:04.167		23	34.276		34.812	115.8	41.528		1:50.616	260.2
8	34.853		32.406	115.8	41.557		1:48.816	262.8	24	34.193		<u>31.865</u>	117.4	41.443		1:47.501	262.1
9	35.004		33.756	107.6	51.855		2:00.615	<u>270.0</u>	25	<u>34.082</u>		31.925	116.9	<u>41.376</u>		<u>1:47.383</u>	263.4
10	34.452		39.870	112.3	41.872		1:56.194	266.7	26	35.810		33.492	114.0	41.871		1:51.173	260.9
11	34.534		32.144	113.6	41.599		1:48.277	266.7	27	34.198		32.013	117.8	41.601		1:47.812	260.9
12	34.533		32.361	108.8	41.646		1:48.540	264.1	28	34.182		41.117	117.8	42.218		1:57.517	260.9
13	34.690		32.450	115.9	41.572		1:48.712	262.8	29	34.276		32.079	114.9	41.873		1:48.228	260.2
14	34.110		40.056	113.8	Pit In		2:02.088	264.1	30	34.357		31.944	118.0	41.626		1:47.927	259.0
15	Pit Out		32.902	112.9	42.608		02:30.298		31	34.511		37.370	112.7	Pit In		1:58.316	259.6
16	34.791		32.256	114.9	41.795		1:48.842	259.0	32								

76		LORI S BAZ (2)							YAMAHA								
lap	Sect-1	Speed	Sect-2	Speed	Sect-3	Speed	lap time	Top Speed	lap	Sect-1	Speed	Sect-2	Speed	Sect-3	Speed	lap time	Top Speed
1	Pit Out		34.386	114.3	40.950		1:51.076		41	34.814		32.504	115.1	Pit In		1:54.171	280.5
2	33.113		31.005	121.8	39.691		1:43.809	299.2	42	Pit Out		32.967	114.0	40.811		8:59.331	
3	32.690		30.665	120.1	39.711		1:43.066	302.5	43	32.059		30.320	124.3	<u>39.028</u>		1:41.407	302.5
4	32.606		30.684	122.2	39.488		1:42.778	303.4	44	35.679		33.682	109.0	Pit In		1:57.523	300.0



Autódromo Internacional do Algarve

Feel Racing Racing Portimão Test
Laps and Sector Times - 27-01-2020

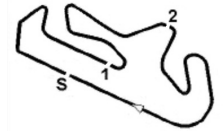
25 - 27 January 2020

Autodromo Internacional Algarve - 4592 mtr.

5	32.459	30.731	119.7	39.519	1:42.709	300.8	45	Pit Out	30.705	121.5	39.450	<u>49:52.985</u>	
6	32.369	30.738	122.4	39.574	1:42.681	303.4	46	32.425	30.400	124.1	39.392	1:42.217	305.1
7	32.428	30.687	120.7	39.535	1:42.650	305.1	47	32.190	30.364	123.3	39.484	1:42.038	305.1
8	35.027	32.567	120.7	Pit In	1:52.624	300.8	48	32.147	30.621	123.1	39.459	1:42.227	305.9
9	Pit Out	31.978	111.7	41.005	<u>08:35.258</u>		49	32.303	30.399	123.6	39.552	1:42.254	305.1
10	32.893	30.964	122.7	39.926	1:43.783	301.7	50	36.460	34.092	115.0	Pit In	1:59.447	291.9
11	38.778	33.707	112.0	Pit In	2:01.388	245.5	51	Pit Out	32.346	122.9	40.863	<u>9:36.335</u>	
12	Pit Out	32.193	122.2	40.566	<u>22:53.329</u>		52	32.355	30.955	123.9	39.711	1:43.021	296.7
13	32.307	30.478	123.7	39.335	1:42.120	305.1	53	32.118	34.138	121.6	40.733	1:46.989	301.7
14	32.370	30.497	123.0	39.518	1:42.385	<u>307.7</u>	54	32.221	30.626	124.7	39.729	1:42.576	300.0
15	32.198	30.612	118.3	Pit In	1:50.167	305.9	55	33.107	31.512	121.8	Pit In	1:48.140	302.5
16	Pit Out	31.903	115.3	45.247	<u>9:19.935</u>		56	Pit Out	31.852	123.6	40.518	<u>15:48.669</u>	
17	32.336	30.630	124.0	39.395	1:42.361	306.8	57	32.390	30.773	124.7	39.860	1:43.023	301.7
18	34.451	30.681	124.1	41.971	1:47.103	300.8	58	32.301	30.592	126.2	39.603	1:42.496	303.4
19	32.296	30.378	123.6	39.562	1:42.236	305.9	59	33.211	30.861	122.9	Pit In	2:00.819	305.9
20	33.698	33.842	120.8	40.268	1:47.808	300.0	60	Pit Out	30.633	124.0	39.373	<u>18:06.771</u>	
21	33.608	30.888	118.0	39.735	1:44.231	304.2	61	32.175	30.260	126.3	43.108	1:45.543	301.7
22	32.419	30.632	121.3	39.567	1:42.618	302.5	62	32.148	30.754	106.4	44.814	1:47.716	299.2
23	38.224	34.073	112.0	Pit In	2:00.656	300.0	63	32.102	30.384	124.6	39.246	1:41.732	304.2
24	Pit Out	31.824	117.6	40.772	<u>22:09.094</u>		64	31.930	34.893	117.6	Pit In	1:51.521	302.5
25	32.207	30.578	117.5	39.291	1:42.076	299.2	65	Pit Out	31.038	122.7	39.889	<u>8:14.312</u>	
26	32.171	30.395	120.8	39.326	1:41.892	305.1	66	32.305	30.571	125.1	39.451	1:42.327	301.7
27	32.284	30.434	122.3	39.352	1:42.070	301.7	67	32.115	30.344	<u>127.7</u>	39.595	1:42.054	297.5
28	32.296	30.508	121.8	39.519	1:42.323	305.9	68	35.193	32.600	119.2	Pit In	1:52.910	295.9
29	36.301	33.128	105.1	41.476	1:50.905	303.4	69	Pit Out	31.071	125.9	43.896	<u>10:09.417</u>	
30	32.248	30.274	124.3	39.712	1:42.234	303.4	70	31.944	30.265	122.9	39.326	1:41.535	302.5
31	39.017	32.664	117.1	Pit In	1:57.084	288.0	71	32.023	30.488	115.6	39.321	1:41.832	298.3
32	Pit Out	32.678	122.2	40.628	<u>16:40.832</u>		72	32.098	33.094	119.6	Pit In	1:49.889	303.4
33	32.246	30.295	126.8	39.619	1:42.160	300.8	73	Pit Out	31.986	123.0	40.561	<u>7:56.399</u>	
34	32.038	30.470	123.3	39.406	1:41.914	303.4	74	31.888	<u>30.049</u>	126.0	39.057	<u>1:40.994</u>	299.2
35	34.868	33.075	116.3	40.349	1:48.292	305.9	75	35.170	33.290	114.6	Pit In	1:56.913	298.3
36	32.292	30.494	121.2	39.539	1:42.325	302.5	76	Pit Out	32.223	120.0	40.825	<u>10:19.021</u>	
37	37.589	34.402	110.4	Pit In	2:00.359	300.8	77	<u>31.879</u>	30.150	122.0	39.066	1:41.095	300.8
38	Pit Out	33.292	119.3	41.180	<u>15:23.212</u>		78	38.893	32.717	120.1	Pit In	2:00.300	302.5
39	32.153	30.217	125.3	39.129	1:41.499	302.5	79	Pit Out	33.454	114.2	Pit In	<u>3:07.693</u>	
40	32.054	30.341	123.1	39.572	1:41.967	301.7	80	Pit Out	33.957	116.6	Pit In	<u>2:35.313</u>	

76	LORI S BAZ (1)								YAMAHA								
lap	Sect-1	Speed	Sect-2	Speed	Sect-3	Speed	lap time	Top Speed	lap	Sect-1	Speed	Sect-2	Speed	Sect-3	Speed	lap time	Top Speed
1	Pit Out		32.614	121.6	40.848		1:48.863		4	32.639		30.866	124.3	<u>39.840</u>		1:43.345	302.5
2	32.974		31.103	125.1	40.228		1:44.305	301.7	5	<u>32.492</u>		<u>30.770</u>	123.4	39.848		<u>1:43.110</u>	<u>303.4</u>
3	32.790		31.043	<u>125.9</u>	40.000		1:43.833	<u>303.4</u>	6	35.639		33.192	118.3	Pit In		1:57.039	299.2

78	HI KARI OKUBO								HONDA								
lap	Sect-1	Speed	Sect-2	Speed	Sect-3	Speed	lap time	Top Speed	lap	Sect-1	Speed	Sect-2	Speed	Sect-3	Speed	lap time	Top Speed
1	Pit Out		37.471	114.6	Pit In		2:16.467		39	34.039		31.644	119.2	41.081		1:46.764	266.0
2	Pit Out		33.706	109.4	43.919		<u>12:14.042</u>		40	34.147		31.873	119.6	41.208		1:47.228	265.4
3	34.862		32.046	118.4	41.199		1:48.107	262.8	41	34.520		31.999	120.0	41.363		1:47.882	262.8
4	34.463		31.715	120.1	41.109		1:47.287	264.1	42	34.290		31.792	119.2	40.940		1:47.022	264.1
5	34.300		31.762	121.2	41.092		1:47.154	264.7	43	34.202		31.616	121.6	41.003		1:46.821	264.7
6	34.473		31.768	118.2	40.879		1:47.120	265.4	44	34.093		31.804	119.1	41.184		1:47.081	264.7
7	41.184		34.664	109.2	Pit In		2:12.232	265.4	45	34.279		31.927	118.0	41.503		1:47.709	260.9
8	Pit Out		32.348	120.1	41.374		<u>20:24.342</u>		46	34.522		32.188	119.7	41.527		1:48.237	259.6
9	34.185		31.713	120.4	41.159		1:47.057	264.7	47	34.582		32.088	121.9	41.548		1:48.218	259.6
10	34.265		31.693	119.3	41.040		1:46.998	264.7	48	34.718		32.111	119.3	41.744		1:48.573	259.6
11	34.182		31.649	122.0	41.097		1:46.928	266.0	49	41.839		36.802	112.6	Pit In		<u>2:14.004</u>	257.1
12	35.774		34.744	114.5	Pit In		2:12.282	265.4	50	Pit Out		32.153	121.2	40.841		<u>52:30.111</u>	
13	Pit Out		33.329	118.2	49.063		<u>18:52.611</u>		51	34.032		<u>31.409</u>	121.3	40.931		1:46.372	<u>266.7</u>
14	34.222		31.918	117.6	41.244		1:47.384	264.1	52	33.971		31.671	120.8	40.888		1:46.530	264.1
15	34.256		31.866	121.1	41.200		1:47.322	265.4	53	39.989		33.545	117.9	Pit In		<u>2:04.875</u>	263.4
16	34.370		32.236	121.6	41.680		1:48.286	266.0	54	Pit Out		32.420	119.6	41.186		<u>5:12.967</u>	
17	35.214		32.648	120.4	Pit In		2:01.231	263.4	55	34.006		31.488	121.9	40.772		1:46.266	259.6
18	Pit Out		33.712	113.8	43.271		<u>21:35.466</u>		56	<u>33.695</u>		31.456	122.3	<u>40.742</u>		<u>1:45.893</u>	264.7
19	42.245		42.148	100.2	Pit In		2:25.027	233.8	57	33.998		31.489	122.3	40.794		1:46.281	262.1
20	Pit Out		33.925	109.1	45.908		<u>15:07.414</u>		58	41.089		35.142	115.9	Pit In		<u>2:09.956</u>	262.1
21	34.405		31.747	122.4	41.056		1:47.208	264.7	59	Pit Out		33.489	117.4	41.535		<u>24:00.675</u>	



Autódromo Internacional do Algarve

Feel Racing Racing Portimão Test
Laps and Sector Times - 27-01-2020

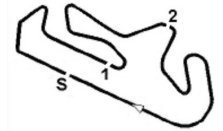
25 - 27 January 2020

Autodromo Internacional Algarve - 4592 mtr.

22	34.214	32.149	112.5	Pit In	2:07.820	266.0	60	34.506	31.900	120.1	41.415	1:47.821	262.1
23	Pit Out	32.395	113.8	41.423	14:18.334		61	34.374	32.239	116.1	41.360	1:47.973	260.9
24	34.287	31.715	121.3	41.141	1:47.143	263.4	62	47.533	32.369	118.3	41.352	2:01.254	259.6
25	34.092	31.701	120.9	41.102	1:46.895	266.0	63	34.422	31.739	122.2	41.379	1:47.540	259.6
26	37.980	32.515	115.9	41.427	1:51.922	264.1	64	45.892	34.282	114.8	Pit In	2:17.044	260.2
27	34.211	31.752	119.3	41.087	1:47.050	264.7	65	Pit Out	33.440	117.4	49.504	17:14.091	
28	34.096	31.745	118.2	40.988	1:46.829	265.4	66	34.137	32.454	121.2	41.261	1:47.852	262.8
29	39.370	36.006	110.1	Pit In	2:20.251	265.4	67	34.234	31.837	115.9	41.345	1:47.416	261.5
30	Pit Out	33.446	115.0	Pit In	49:09.443		68	36.313	32.618	116.4	Pit In	2:00.314	262.1
31	Pit Out	33.267	115.0	42.957	6:42.921		69	Pit Out	32.705	113.3	42.965	6:26.086	
32	35.982	33.871	116.9	Pit In	2:02.460	259.6	70	34.056	31.541	121.2	40.792	1:46.389	263.4
33	Pit Out	32.351	116.3	41.434	5:48.629		71	33.903	31.643	120.5	40.883	1:46.429	265.4
34	34.359	33.114	108.8	Pit In	1:58.880	265.4	72	42.000	35.721	115.0	Pit In	2:16.972	264.7
35	Pit Out	34.135	110.2	43.603	5:21.286		73	Pit Out	38.669	112.1	Pit In	16:15.521	
36	34.656	31.808	119.3	41.117	1:47.581	263.4	74	Pit Out	35.115	99.1	Pit In	2:56.635	
37	34.296	31.640	122.0	41.031	1:46.967	264.1	75	Pit Out	35.402	111.5	Pit In	2:53.180	
38	34.016	31.441	123.3	40.881	1:46.338	266.7	76	Pit Out	36.754	108.5	Pit In	3:06.818	

91 LEON HASLAM							HONDA										
Lap	Sect-1	Speed	Sect-2	Speed	Sect-3	Speed	lap time	Top Speed	Lap	Sect-1	Speed	Sect-2	Speed	Sect-3	Speed	lap time	Top Speed
1	Pit Out		35.900	96.0	44.109		1:59.833		33	31.999		30.473	121.3	39.609		1:42.081	306.8
2	37.378		33.471	113.3	Pit In		2:03.282	233.8	34	35.406		32.638	112.4	42.429		1:50.473	<u>308.6</u>
3	Pit Out		32.065	112.5	40.706		11:06.105		35	32.214		30.514	118.7	39.485		1:42.213	305.9
4	32.424		30.785	116.5	39.540		1:42.749	304.2	36	32.244		30.572	120.8	39.821		1:42.637	304.2
5	32.432		31.016	114.8	39.655		1:43.103	304.2	37	36.009		33.385	109.6	Pit In		2:01.792	291.9
6	37.489		32.536	108.1	41.412		1:51.437	305.9	38	Pit Out		36.509	102.1	45.808		57:59.289	
7	32.445		30.900	113.1	39.750		1:43.095	302.5	39	35.726		34.801	108.9	41.276		1:51.803	262.8
8	32.307		32.596	109.9	Pit In		1:57.665	295.9	40	32.559		46.137	111.7	40.663		1:59.359	296.7
9	Pit Out		34.521	103.6	42.641		28:37.832		41	32.933		31.177	113.1	40.252		1:44.362	305.1
10	35.869		32.861	111.8	Pit In		2:01.230	244.9	42	32.650		31.005	116.9	40.124		1:43.779	296.7
11	Pit Out		33.725	107.6	41.911		40:34.307		43	35.184		33.240	110.9	Pit In		2:03.197	303.4
12	35.235		38.786	98.0	Pit In		2:08.843	244.3	44	Pit Out		32.057	111.2	40.838		27:21.925	
13	Pit Out		32.960	109.4	41.072		35:00.777		45	32.508		31.321	114.9	43.040		1:46.869	301.7
14	32.410		30.906	114.6	39.645		1:42.961	304.2	46	32.674		31.073	114.6	40.691		1:44.438	296.7
15	32.580		31.411	113.1	40.785		1:44.776	303.4	47	32.749		31.021	115.3	39.936		1:43.706	298.3
16	32.426		31.136	117.1	39.775		1:43.337	300.8	48	32.478		34.178	105.9	Pit In		1:58.812	298.3
17	40.373		32.846	111.6	41.483		1:54.702	<u>308.6</u>	49	Pit Out		32.258	116.1	41.094		17:45.634	
18	32.154		30.844	114.2	39.943		1:42.941	305.1	50	32.136		30.861	118.0	39.681		1:42.678	304.2
19	32.309		30.741	116.3	39.647		1:42.697	300.8	51	32.187		30.642	119.1	39.677		1:42.506	306.8
20	32.217		30.816	117.9	39.583		1:42.616	302.5	52	32.162		30.723	116.6	39.544		1:42.429	302.5
21	36.633		33.626	106.5	Pit In		2:04.744	290.3	53	37.075		35.740	116.5	44.987		1:57.802	278.4
22	Pit Out		32.286	105.5	41.287		47:35.224		54	34.706		32.624	115.8	41.019		1:48.349	302.5
23	32.347		35.907	109.4	40.672		1:48.926	300.0	55	35.414		33.829	111.5	46.184		1:55.427	305.1
24	32.297		31.165	116.0	39.783		1:43.245	305.9	56	32.320		30.796	119.1	Pit In		1:51.009	305.1
25	35.952		33.569	111.6	41.420		1:50.941	303.4	57	Pit Out		32.422	111.0	40.602		24:56.955	
26	32.410		30.843	115.5	39.871		1:43.124	305.9	58	32.042		<u>30.375</u>	119.3	39.238		1:41.655	306.8
27	33.774		32.232	113.6	40.463		1:46.469	282.0	59	<u>31.970</u>		30.444	118.4	39.444		1:41.858	306.8
28	32.241		30.793	117.4	40.173		1:43.207	302.5	60	34.725		34.604	112.3	Pit In		2:00.207	294.3
29	32.222		30.854	118.7	39.705		1:42.781	307.7	61	Pit Out		33.729	107.6	41.230		5:52.981	
30	34.286		32.688	109.4	Pit In		2:03.020	300.0	62	32.056		30.384	117.6	39.303		1:41.743	302.5
31	Pit Out		34.442	108.3	44.450		13:22.728		63	32.088		30.576	<u>122.6</u>	Pit In		1:57.488	305.9
32	32.276		30.649	118.4	<u>39.181</u>		1:42.106	300.8	64	Pit Out		34.329	110.4	Pit In		2:40.024	

94 CORENTIN PEROLARI							YAMAHA										
Lap	Sect-1	Speed	Sect-2	Speed	Sect-3	Speed	lap time	Top Speed	Lap	Sect-1	Speed	Sect-2	Speed	Sect-3	Speed	lap time	Top Speed
1	Pit Out		41.080	106.7	42.440		2:08.080		27	33.811		31.548	114.8	40.933		1:46.292	270.7
2	34.268		31.746	110.8	40.745		1:46.759	268.0	28	33.770		31.621	114.2	40.729		1:46.120	270.0
3	34.036		31.596	114.9	40.710		1:46.342	269.3	29	33.648		31.550	118.4	40.721		1:45.919	270.7
4	36.228		32.289	109.5	Pit In		2:00.196	269.3	30	33.655		31.516	112.3	40.717		1:45.888	<u>271.4</u>
5	Pit Out		32.391	116.6	41.231		26:54.309		31	<u>33.444</u>		31.475	114.2	40.714		1:45.633	270.7
6	33.983		31.668	116.0	40.887		1:46.538	267.3	32	40.265		38.570	103.3	Pit In		2:08.922	<u>271.4</u>
7	33.926		31.642	114.4	41.015		1:46.583	268.7	33	Pit Out		31.729	117.5	41.147		15:57.637	
8	33.814		31.632	113.0	41.064		1:46.510	269.3	34	33.744		31.351	110.1	<u>40.674</u>		1:45.769	270.0
9	33.910		31.696	115.4	41.006		1:46.612	268.7	35	33.641		<u>31.339</u>	113.9	40.770		1:45.750	270.7
10	38.680		32.895	116.9	Pit In		2:03.455	269.3	36	33.634		31.633	117.5	40.976		1:46.243	269.3
11	Pit Out		32.445	110.2	Pit In		33:35.153		37	33.690		32.390	96.9	47.208		1:53.288	268.0



Autódromo Internacional do Algarve

Feel Racing Racing Portimão Test
Laps and Sector Times - 27-01-2020

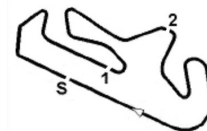
25 - 27 January 2020

Autodromo Internacional Algarve - 4592 mtr.

12	Pit Out	34.803	112.5	42.314	8:21.853	38	41.335	39.798	105.7	Pit In	2:22.509	268.0	
13	34.102	31.693	112.4	40.891	1:46.686	270.0	39	Pit Out	32.513	113.3	41.171	38:10.455	
14	40.061	32.774	108.7	41.724	1:54.559	270.0	40	33.858	31.493	116.6	41.040	1:46.391	268.0
15	34.103	32.152	109.6	41.282	1:47.537	270.0	41	34.135	31.652	113.9	41.094	1:46.881	269.3
16	33.906	31.693	115.3	41.060	1:46.659	270.0	42	33.718	31.429	115.9	40.932	1:46.079	267.3
17	36.052	37.137	112.0	Pit In	2:00.280	268.7	43	33.704	31.388	119.1	41.165	1:46.257	268.7
18	Pit Out	32.287	111.0	41.579	16:47.345	44	33.821	31.497	116.5	41.043	1:46.361	266.7	
19	40.851	36.143	102.3	Pit In	2:08.306	251.2	45	33.828	31.415	115.0	40.987	1:46.230	267.3
20	Pit Out	32.437	115.1	42.632	21:09.362	46	33.830	31.609	116.4	40.995	1:46.434	268.0	
21	34.245	32.138	113.6	42.382	1:48.765	267.3	47	33.807	31.848	115.4	41.726	1:47.381	268.7
22	33.981	31.651	113.9	41.153	1:46.785	268.7	48	33.871	31.702	118.7	41.042	1:46.615	268.7
23	34.014	31.713	116.5	41.200	1:46.927	270.0	49	42.409	35.423	109.9	45.149	2:02.981	266.7
24	35.310	33.627	111.6	Pit In	2:02.061	269.3	50	33.912	31.584	113.9	40.960	1:46.456	270.0
25	Pit Out	32.500	112.6	41.986	14:05.255	51	34.863	33.058	108.2	Pit In	1:57.300	269.3	
26	34.569	31.855	111.5	40.958	1:47.382	269.3	52						

99	DANNY WEBB							YAMAHA									
lap	Sect-1	Speed	Sect-2	Speed	Sect-3	Speed	lap time	Top Speed	lap	Sect-1	Speed	Sect-2	Speed	Sect-3	Speed	lap time	Top Speed
1	Pit Out		32.751	112.6	41.627		1:56.323		36	34.806		31.865	114.9	41.610		1:48.281	262.1
2	35.046		32.124	114.4	41.332		1:48.502	263.4	37	42.610		35.469	99.0	Pit In		2:12.077	263.4
3	34.727		32.008	115.3	41.286		1:48.021	264.7	38	Pit Out		32.996	111.1	43.086		27:05.146	
4	34.619		31.727	115.9	41.386		1:47.732	263.4	39	34.756		32.282	115.5	41.892		1:48.930	261.5
5	34.507		31.744	118.6	41.576		1:47.827	264.7	40	34.461		32.445	110.0	41.683		1:48.589	260.9
6	34.448		36.168	115.5	42.980		1:53.596	264.1	41	34.375		31.762	113.4	41.591		1:47.728	259.0
7	35.078		31.979	113.7	41.537		1:48.594	262.1	42	34.315		31.776	114.0	41.547		1:47.638	259.6
8	34.674		31.905	116.3	41.734		1:48.313	262.1	43	34.209		32.217	113.6	41.622		1:48.048	260.2
9	34.576		32.159	112.0	41.737		1:48.472	262.8	44	34.395		31.826	112.6	41.633		1:47.854	262.1
10	34.712		31.896	121.6	42.372		1:48.980	264.1	45	34.476		32.004	111.8	41.710		1:48.190	260.9
11	41.587		32.774	116.9	Pit In		2:07.962	266.0	46	38.403		36.937	110.8	Pit In		2:05.937	256.5
12	Pit Out		32.712	116.4	45.937		33:18.939		47	Pit Out		33.871	111.2	42.035		11:50.650	
13	34.832		32.031	118.2	41.875		1:48.738	266.0	48	34.648		31.866	111.5	41.734		1:48.248	260.2
14	34.633		32.632	116.8	45.054		1:52.319	264.1	49	34.129		31.699	114.2	41.553		1:47.381	262.8
15	35.158		32.085	117.4	41.847		1:49.090	262.8	50	34.451		31.792	114.9	41.676		1:47.919	260.9
16	34.502		32.109	112.0	41.912		1:48.523	260.9	51	34.464		31.802	114.0	Pit In		1:57.567	260.9
17	34.757		32.023	116.0	42.158		1:48.938	262.1	52	Pit Out		32.739	111.9	41.957		11:59.540	
18	40.904		34.527	108.7	Pit In		2:09.262	243.2	53	34.351		31.647	115.8	41.075		1:47.073	260.2
19	Pit Out		33.268	112.7	42.181		44:39.221		54	33.955		32.103	114.6	41.076		1:47.134	263.4
20	34.668		31.876	111.9	41.307		1:47.851	265.4	55	34.324		31.863	112.1	41.352		1:47.539	262.8
21	34.477		31.898	114.8	41.270		1:47.645	266.0	56	34.543		31.839	113.1	41.711		1:48.093	260.2
22	33.998		32.350	114.0	41.497		1:47.845	268.7	57	41.258		40.085	105.7	Pit In		2:14.008	259.0
23	34.472		31.948	118.4	41.661		1:48.081	266.0	58	Pit Out		32.537	112.3	42.008		15:50.680	
24	34.293		31.832	114.8	41.593		1:47.718	264.1	59	34.595		31.983	111.7	41.706		1:48.284	262.1
25	34.572		32.052	113.3	41.715		1:48.339	266.0	60	34.269		32.056	111.5	41.423		1:47.748	264.7
26	34.455		31.678	119.3	41.399		1:47.532	269.3	61	34.644		31.824	118.2	41.827		1:48.295	261.5
27	34.547		31.887	113.2	41.807		1:48.241	265.4	62	34.619		31.930	114.3	41.497		1:48.046	260.2
28	34.578		31.953	113.4	41.562		1:48.093	264.7	63	41.524		37.341	100.7	Pit In		2:11.848	262.1
29	52:17.492		32.608	111.3	42.626		53:32.726	264.1	64	Pit Out		32.886	112.9	42.114		13:52.607	
30	35.160		31.844	112.6	41.740		1:48.744	259.6	65	34.450		31.693	115.9	41.244		1:47.387	260.9
31	34.594		31.701	113.3	41.571		1:47.866	261.5	66	34.250		31.653	113.7	41.304		1:47.207	260.9
32	34.345		32.233	115.4	41.885		1:48.463	262.1	67	34.350		31.703	114.2	41.280		1:47.333	260.2
33	34.424		31.946	110.1	41.595		1:47.965	261.5	68	38.944		40.293	79.0	Pit In		2:13.218	262.8
34	34.571		31.783	114.5	41.782		1:48.136	260.9	69	Pit In		35.587	107.8	Pit In		3:33.189	
35	35.235		32.178	112.1	42.033		1:49.446	261.5	70	Pit Out		41.431	100.1	Pit In		2:52.979	

#	OTTL PHILLIP							KAWASAKI									
lap	Sect-1	Speed	Sect-2	Speed	Sect-3	Speed	lap time	Top Speed	lap	Sect-1	Speed	Sect-2	Speed	Sect-3	Speed	lap time	Top Speed
1	Pit Out		32.862	111.6	43.721		1:51.564		30	Pit Out		34.767	114.3	44.431		57:08.828	
2	34.771		32.593	117.5	42.715		1:50.079	266.7	31	34.314		31.748	112.7	41.058		1:47.120	264.1
3	34.539		32.366	113.3	41.758		1:48.663	269.3	32	39.528		31.787	116.3	41.503		1:52.818	271.4
4	34.273		32.236	116.3	41.562		1:48.071	269.3	33	34.044		31.761	115.3	41.101		1:46.906	268.0
5	34.556		32.078	116.6	Pit In		2:01.001	270.0	34	33.945		32.770	116.0	41.565		1:48.280	270.7
6	Pit Out		32.561	114.2	42.231		11:37.487		35	33.756		31.705	117.6	41.511		1:46.972	265.4
7	34.766		36.191	107.9	41.827		1:52.784	263.4	36	39.126		31.757	117.9	41.710		1:52.593	266.0
8	34.937		32.239	114.6	41.871		1:49.047	262.8	37	36.420		33.661	111.0	Pit In		2:00.627	267.3
9	34.457		32.051	114.8	41.961		1:48.469	265.4	38	Pit Out		42.683	116.1	44.382		13:49.171	
10	38.570		33.355	109.9	Pit In		2:02.030	260.9	39	41.502		34.802	119.6	41.591		1:57.895	262.8



Autódromo Internacional do Algarve

Feel Racing Racing Portimão Test

25 - 27 January 2020

Laps and Sector Times - 27-01-2020

Autodromo Internacional Algarve - 4592 mtr.

11	Pit Out	32.400	115.3	41.029	16:49.930	40	33.748	36.022	110.0	47.695	1:57.465	264.1	
12	36.125	32.893	111.3	41.514	1:50.532	265.4	41	33.688	31.428	<u>121.1</u>	41.282	1:46.398	265.4
13	40.663	31.719	113.2	41.069	1:53.451	268.0	42	35.892	33.357	112.5	Pit In	1:58.682	264.7
14	33.984	31.525	116.0	41.280	1:46.789	268.7	43	Pit Out	32.138	112.7	41.327	14:47.962	
15	33.852	31.653	113.4	40.986	1:46.491	269.3	44	34.083	31.949	118.8	41.286	1:47.318	265.4
16	34.012	32.183	116.8	41.201	1:47.396	267.3	45	33.931	31.648	113.9	41.238	1:46.817	264.1
17	39.413	33.996	104.5	Pit In	2:04.698	257.8	46	33.971	31.750	114.3	41.365	1:47.086	268.7
18	Pit Out	32.649	115.0	41.622	02:22.731		47	33.894	31.700	114.2	41.425	1:47.019	267.3
19	34.429	31.911	116.3	41.442	1:47.782	264.7	48	33.924	32.118	115.6	41.200	1:47.242	269.3
20	34.010	31.940	113.1	41.281	1:47.231	268.7	49	41.978	32.583	112.4	Pit In	2:07.217	267.3
21	34.229	31.886	116.0	41.383	1:47.498	267.3	50	Pit Out	33.166	113.0	43.332	31:05.799	
22	34.136	31.815	116.3	41.358	1:47.309	266.7	51	33.714	<u>31.302</u>	120.1	<u>40.856</u>	<u>1:45.872</u>	266.0
23	34.138	31.806	115.5	41.593	1:47.537	268.7	52	<u>33.613</u>	31.380	118.7	41.045	1:46.038	268.7
24	44.844	37.305	109.0	Pit In	2:17.996	264.7	53	40.887	32.085	115.5	Pit In	2:06.280	<u>275.5</u>
25	Pit Out	31.997	117.1	41.049	18:50.797		54	Pit Out	33.846	108.0	Pit In	4:26.194	
26	33.962	31.463	119.3	41.068	1:46.493	263.4	55	Pit Out	33.860	112.7	Pit In	3:23.709	
27	33.898	31.433	118.0	41.010	1:46.341	266.7	56	Pit Out	34.785	109.2	Pit In	3:20.056	
28	33.961	32.013	113.1	41.331	1:47.305	266.7	57	Pit Out	35.417	105.2	Pit In	6:46.658	
29	44.499	34.221	105.6	Pit In	2:13.483	267.3	58	Pit Out	34.588	105.5	Pit In	3:22.760	