

## EUROPEAN SPEED CLUB - PORTIMÃO

Autódromo Internacional do Algarve

EUROPEAN SPEED CLUB

5 - 6 October 2020

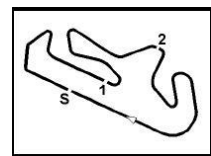
Laps and Sector Times - EUROPEAN SPEED CLUB - PORT

Autodromo Internacional Algarve - 4652 mtr.

2 CAR 1 - ESC Porsche 718 Cayman									ESC Porsche 718 Cayman										
lap	Sect-1	Speed	Sect-2	Speed	Sect-3	Speed	TopSpeed	laptime	pit	lap	Sect-1	Speed	Sect-2	Speed	Sect-3	Speed	Topspeed	laptime	pit
1	Pit Out		56.514	83.6	59.407			2:52.578		26	47.943		46.596	85.9	53.292		174.2	2:27.831	
2		54.245	48.447	97.8	55.045		144.0	2:37.737		27	48.006		47.122	83.6	53.004		161.4	2:28.132	
3		50.468	46.898	103.2	54.554		154.3	2:31.920		28	46.541		46.758	84.0	52.366		165.1	2:25.665	
4		48.730	46.878	97.0	53.851		160.0	2:29.459		29	45.474		46.028	81.3	52.670		162.9	2:24.172	
5		51.158	46.664	106.8	59.905		149.0	2:37.727		30	46.491		46.410	81.3	52.495		164.6	2:25.396	
6		47.589	48.022	97.9	55.717		175.0	2:31.328		31	45.876		46.257	94.5	53.386		184.0	2:25.519	
7		47.787	46.897	<u>107.9</u>			163.6	2:41.969		32	46.325		46.021	87.1	Pit In		168.2	2:42.464	
8	Pit Out		51.685	75.1	57.741			5:39.578		33	Pit Out		51.394	81.5	53.888			1:49:39.985	
9		48.963	49.409	92.5	57.302		151.9	2:35.674		34	47.219		<u>44.204</u>	88.0	<u>51.742</u>		153.8	2:23.165	
10		49.561	49.182	81.0	55.443		155.6	2:34.186		35	45.263		45.219	87.5	52.540		181.2	2:23.022	
11		48.098	49.623	78.7	54.925		169.3	2:32.646		36	47.201		44.871	85.3	52.174		195.7	2:24.246	
12		47.989	48.702	84.4	58.169		161.4	2:34.860		37	44.510		47.497	83.9	55.461		<u>200.4</u>	2:27.468	
13		51.531	50.542	70.4	55.265		155.2	2:37.338		38	47.840		45.562	87.5	52.115		172.5	2:25.517	
14		49.593	49.521	83.9	55.194		174.2	2:34.308		39	47.543		51.938	81.4	Pit In		196.4	2:52.124	
15		48.373	48.792	80.4	55.712		161.4	2:32.877		40	Pit Out		47.565	77.6	Pit In			5:31.140	
16		51.174	49.472	88.2	Pit In		167.7	2:52.560		41	Pit Out		45.933	82.0	52.725			3:24.283	
17	Pit Out		51.473	72.8	57.287			46:28.458		42	44.415		46.049	82.6	52.791		184.0	2:23.255	
18		55.826	49.804	78.7	57.246		115.4	2:42.876		43	<u>43.845</u>		50.516	83.5	Pit In		178.5	2:46.945	
19		49.022	48.793	76.9	57.317		157.4	2:35.132		44	Pit Out		Pit In		Pit In			1:01:54.524	
20		46.822	47.550	82.0	55.038		185.6	2:29.410		45	Pit Out							2:50.863	
21		46.904	47.317	85.2	54.680		171.4	2:28.901		46							189.1	<u>2:21.767</u>	
22		49.212	48.648	72.9	58.404		149.6	2:36.264		47							140.8	2:37.316	
23		49.075	47.339	85.2	54.356		166.9	2:30.770		48							163.4	2:29.428	
24		47.517	49.413	85.4	Pit In		147.3	2:50.209		49							181.2	2:22.400	
25	Pit Out		48.372	92.0	54.508			7:45.843		50			Pit In		Pit In		170.9	2:47.272	

6 ESC GT3 Team Volz																			
lap	Sect-1	Speed	Sect-2	Speed	Sect-3	Speed	TopSpeed	laptime	pit	lap	Sect-1	Speed	Sect-2	Speed	Sect-3	Speed	Topspeed	laptime	pit
1	Pit Out		55.976	84.9	1:00.890			2:47.787		34	39.984		40.201	93.1	Pit In		241.1	2:23.456	
2		51.113	51.828	89.3	58.314		174.2	2:41.255		35	Pit Out		38.450	<u>104.9</u>	<u>44.534</u>			1:47:28.667	
3		47.812	50.461	80.2	56.419		193.5	2:34.692		36	37.670		39.647	86.9	Pit In		250.6	2:19.547	
4		46.517	47.802	96.3	54.811		210.5	2:29.130		37	Pit Out		<u>37.785</u>	100.5	44.564			3:06.470	
5		44.376	47.771	87.2	54.349		207.3	2:26.496		38	<u>37.295</u>		37.894	100.6	Pit In		<u>254.1</u>	2:09.014	
6		43.782	46.102	91.9	52.330		205.3	2:22.214		39	Pit Out		45.115	90.6	52.236			3:50.947	
7		43.455	44.311	96.9	52.375		216.9	2:20.141		40	42.471		44.426	93.8	51.359		234.3	2:18.256	
8		43.419	44.254	94.9	55.621		211.8	2:23.294		41	41.517		43.827	97.0	50.626		228.8	2:15.970	
9		42.988	45.165	83.8	Pit In		221.3	2:31.765		42	41.887		44.987	84.8	52.391		240.5	2:19.265	
10	Pit Out		50.217	97.4	55.215			5:28.627		43	41.681		49.792	89.7	Pit In		237.4	2:33.935	
11		44.721	44.083	97.3	50.322		203.4	2:19.126		44	Pit Out		41.611	93.1	48.446			4:25.173	
12		42.205	41.982	104.3	51.119		229.3	2:15.306		45	40.057		40.694	95.8	48.886		243.8	2:09.637	
13		42.653	43.493	89.9	50.569		225.0	2:16.715		46	40.143		40.446	92.2	48.936		240.0	2:09.525	
14		40.995	42.619	98.4	50.335		237.4	2:13.949		47	39.717		40.229	93.3	48.485		238.4	2:08.431	
15		40.691	41.550	101.8	51.146		234.8	2:13.387		48	40.117		40.011	90.2	47.450		242.2	2:07.578	
16		41.388	42.249	99.2	50.347		236.3	2:13.984		49	39.423		39.915	95.5	47.048		243.2	2:06.386	
17		45.552	44.200	99.3	Pit In		174.5	2:36.875		50	40.201		40.015	100.8	48.148		242.7	2:08.364	
18	Pit Out		47.736	87.9	54.236			51:32.556		51	45.293		40.210	91.8	47.779		169.5	2:13.282	
19		43.266	45.504	89.8	51.521		223.6	2:20.291		52	41.621		39.801	100.4	Pit In		238.9	2:21.518	
20		41.986	43.063	92.3	50.574		231.8	2:15.623		53	Pit Out							49:31.862	
21		43.580	43.948	89.6	51.133		223.6	2:18.661		54							251.2	2:01.237	
22		41.521	43.790	98.5	51.331		240.0	2:16.642		55							247.7	<u>2:01.117</u>	
23		42.060	44.442	88.6	51.943		241.6	2:18.445		56			Pit In		Pit In		248.3	2:15.928	
24		42.268	43.741	87.9	50.867		225.5	2:16.876		57	Pit Out							3:47.766	
25		41.607	43.478	92.6	50.916		240.5	2:16.001		58							245.5	2:16.979	
26		42.097	44.460	96.5	Pit In		239.5	2:28.561		59							242.2	2:15.866	
27	Pit Out		50.021	101.7	52.996			4:15.851		60							243.8	2:13.900	
28		42.066	43.465	104.0	52.009		232.3	2:17.540		61			Pit In		Pit In		246.0	2:28.331	
29		42.175	43.379	87.3	50.710		225.5	2:16.264		62	Pit Out							3:42.723	
30		40.568	42.175	88.3	49.017		237.4	2:11.760		63							243.2	2:09.426	
31		40.007	41.483	93.3	49.768		237.9	2:11.258		64							244.9	2:08.161	
32		39.539	40.819	93.3	49.865		243.8	2:10.223		65			Pit In		Pit In		159.1	2:42.581	
33		40.664	41.293	92.6	51.490		244.9	2:13.447		66									

8 CAR 3 - ESC Porsche GT3									Stephane Weppler										
lap	Sect-1	Speed	Sect-2	Speed	Sect-3	Speed	TopSpeed	laptime	pit	lap	Sect-1	Speed	Sect-2	Speed	Sect-3	Speed	Topspeed	laptime	pit
1	Pit Out		43.678	95.2	45.764			2:16.249		27	37.691		38.442	92.9	45.901		246.6	2:02.034	
2		38.147	<u>38.150</u>	101.9	<u>43.719</u>		217.3	<u>2:00.016</u>		28	39.116		41.105	96.9	46.682		227.4	2:06.903	



**EUROPEAN SPEED CLUB - PORTIMÃO**  
Autódromo Internacional do Algarve

EUROPEAN SPEED CLUB

5 - 6 October 2020

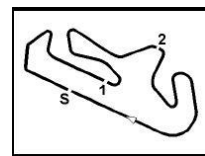
Laps and Sector Times - EUROPEAN SPEED CLUB - PORT

Autodromo Internacional Algarve - 4652 mtr.

3	<u>36.698</u>	38.973	96.2	47.572	250.0	2:03.243	29	38.415	39.232	96.0	46.350	235.8	2:03.997
4	41.632	43.628	80.1	45.132	234.3	2:10.392	30	38.375	39.010	<u>102.3</u>	47.379	238.4	2:04.764
5	38.181	39.178	94.2	44.219	251.7	2:01.578	31	38.972	39.275	98.7	46.586	223.6	2:04.833
6	36.938	41.927	97.6	Pit In	<u>253.5</u>	2:24.346	32	42.480	42.870	96.0	Pit In	205.3	2:24.763
7	Pit Out	41.882	80.2	49.496		4:13.170	33	Pit Out					3:20:58.035
8	38.274	39.668	91.3	46.217	232.8	2:04.159	34					203.0	2:12.441
9	39.056	39.050	93.9	46.342	251.2	2:04.448	35					227.4	2:09.569
10	39.624	44.094	90.8	47.228	234.8	2:10.946	36					224.1	2:08.001
11	38.029	38.937	96.2	46.094	239.5	2:03.060	37					227.8	2:06.697
12	39.611	42.815	87.6	46.675	233.3	2:09.101	38					236.8	2:04.332
13	43.267	40.041	94.5	46.346	234.3	2:09.654	39					219.5	2:08.489
14	39.973	39.452	96.7	Pit In	212.6	2:15.380	40					233.8	2:04.804
15	Pit Out	40.987	92.5	48.050		56:54.884	41					232.8	2:04.158
16	39.221	39.967	96.8	47.061	233.3	2:06.249	42					237.4	2:04.619
17	39.303	39.139	96.2	46.053	217.3	2:04.495	43					231.3	2:05.303
18	40.626	40.003	93.9	47.333	187.5	2:07.962	44					239.5	2:04.337
19	38.770	41.068	93.7	49.799	224.1	2:09.637	45					228.3	2:03.169
20	39.523	40.157	94.2	47.155	229.8	2:06.835	46					184.0	2:11.244
21	38.274	39.467	91.5	47.069	232.3	2:04.810	47					228.3	2:05.342
22	38.563	39.884	95.1	46.735	231.8	2:05.182	48					221.8	2:05.523
23	38.805	40.077	96.1	47.036	233.3	2:05.918	49					223.6	2:03.502
24	38.248	39.546	96.2	46.761	240.5	2:04.555	50					235.3	2:03.555
25	39.125	38.518	99.8	46.217	231.8	2:03.860	51		Pit In		Pit In	219.1	2:14.832
26	38.235	39.615	99.6	46.413	242.2	2:04.263	52						

9		CAR 4 - ESC Porsche GT3							ESC Porsche GT3										
lap	Sect-1	Speed	Sect-2	Speed	Sect-3	Speed	TopSpeed	laptime	pit	lap	Sect-1	Speed	Sect-2	Speed	Sect-3	Speed	Topspeed	laptime	pit
1	Pit Out		52.621	92.5	1:01.935			2:44.291		30	Pit Out		49.185	81.9	54.999			1:51:43.812	
2	48.491		51.320	99.8	57.880		181.2	2:37.691		31	46.259		44.590	89.0	51.332		174.2	2:22.181	
3	47.618		48.505	82.3	Pit In		185.9	2:40.219		32	45.081		45.251	87.3	52.676		185.9	2:23.008	
4	Pit Out		47.636	92.3	50.400			4:21.153		33	46.837		45.265	82.3	52.159		192.5	2:24.261	
5	42.402		47.179	94.7	49.471		215.1	2:19.052		34	44.472		47.332	75.5	55.516		190.5	2:27.320	
6	44.181		44.713	88.5	50.123		199.6	2:19.017		35	47.686		45.775	82.4	54.812		181.8	2:28.273	
7	42.966		47.165	88.6	Pit In		212.2	2:33.912		36	49.307		52.544	84.4	Pit In		162.4	2:54.758	
8	Pit Out		44.707	93.2	50.572			5:32.255		37	Pit Out		46.743	88.2	Pit In			5:22.517	
9	42.704		48.106	86.2	50.415		195.3	2:21.225		38	Pit Out		45.537	88.5	53.104			3:25.061	
10	42.156		43.648	90.1	Pit In		205.7	2:28.515		39	44.846		45.408	86.7	53.683		182.4	2:23.937	
11	Pit Out		45.398	92.6	51.449			6:21.463		40	43.247		49.044	84.1	Pit In		184.3	2:45.801	
12	43.603		46.119	99.8	56.126		204.2	2:25.848		41	Pit Out		Pit In		Pit In			1:01:54.236	
13	44.629		45.528	100.5	52.672		200.4	2:22.829		42	Pit Out							2:50.667	
14	42.668		44.305	94.6	Pit In		198.5	2:33.781		43							189.1	2:23.434	
15	Pit Out		52.056	74.6	55.037			52:21.312		44							151.0	2:37.325	
16	43.993		46.085	84.2	51.309		187.5	2:21.387		45							169.0	2:29.023	
17	44.114		45.963	84.8	51.485		216.4	2:21.562		46							181.8	2:21.981	
18	44.107		53.100	87.2	50.823		208.5	2:28.030		47			Pit In		Pit In		180.0	2:44.788	
19	46.408		47.321	79.6	51.138		<u>227.8</u>	2:24.867		48	Pit Out							3:12.337	
20	44.369		45.803	78.0	Pit In		215.6	2:36.924		49							185.9	2:22.499	
21	Pit Out		48.416	86.3	52.394			5:40.746		50							180.9	2:22.361	
22	42.520		44.537	84.6	50.317		203.0	2:17.374		51							188.2	2:15.069	
23	42.776		43.908	81.9	<u>49.400</u>		185.9	2:16.084		52							126.2	2:34.569	
24	<u>41.040</u>		43.468	88.2	49.649		204.9	<u>2:14.157</u>		53							194.6	2:16.737	
25	42.801		<u>42.404</u>	<u>100.7</u>	53.202		175.9	2:18.407		54							147.5	2:27.448	
26	44.338		44.171	87.8	49.723		196.0	2:18.232		55							195.7	2:22.857	
27	43.162		42.815	90.1	49.543		218.6	2:15.520		56							214.7	2:18.206	
28	41.953		44.746	83.4	51.852		183.4	2:18.551		57			Pit In		Pit In		129.8	3:00.109	
29	43.447		48.734	83.9	Pit In		196.4	2:44.883		58									

33		Breitmeier Eckhard							Ferrari 458 GT3										
lap	Sect-1	Speed	Sect-2	Speed	Sect-3	Speed	TopSpeed	laptime	pit	lap	Sect-1	Speed	Sect-2	Speed	Sect-3	Speed	Topspeed	laptime	pit
1	Pit Out		43.079	88.3	47.741			2:18.753		46	33.920		35.173	101.4	39.645		260.9	1:48.738	
2	38.882		38.829	90.5	44.575		253.5	2:02.286		47	34.105		36.816	101.8	44.067		261.5	1:54.988	
3	36.026		36.445	95.5	42.178		259.0	1:54.649		48	34.803		35.586	105.1	41.146		258.4	1:51.535	
4	34.833		36.103	97.1	40.793		262.1	1:51.729		49	35.080		34.630	110.1	Pit In		259.6	2:01.774	
5	35.354		36.596	100.4	Pit In		266.7	2:05.090		50	Pit Out		40.879	90.0	45.647			2:03:42.358	
6	Pit Out		35.961	108.7	40.833			4:36.587		51	35.772		36.357	92.4	41.621		249.4	1:53.750	
7	34.340		34.986	102.9	40.535		262.8	1:49.861		52	34.108		35.432	101.2	41.054		255.9	1:50.594	
8	34.088		35.052	104.2	40.284		259.0	1:49.424		53	34.561		36.267	105.4	40.674		256.5	1:51.502	
9	33.787		35.585	97.6	40.145		264.1	1:49.517		54	34.669		36.232	101.2	41.316		256.5	1:52.217	



## EUROPEAN SPEED CLUB - PORTIMÃO

Autódromo Internacional do Algarve

### EUROPEAN SPEED CLUB

5 - 6 October 2020

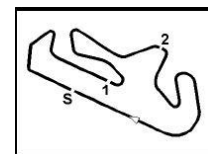
#### Laps and Sector Times - EUROPEAN SPEED CLUB - PORT

Autodromo Internacional Algarve - 4652 mtr.

10	34.120	35.915	103.6	39.472	263.4	1:49.507	55	34.857	36.247	96.4	41.196	254.7	1:52.300
11	33.771	34.707	104.3	39.161	264.7	1:47.639	56	34.727	35.605	104.2	40.878	255.9	1:51.210
12	33.676	37.512	92.4	39.161	264.1	2:04.047	57	34.370	34.876	97.6	42.780	254.1	1:52.026
13	Pit Out	36.714	93.9	41.832		7:39.597	58	34.832	35.309	90.8	Pit In	258.4	2:04.831
14	34.259	34.828	104.2	39.658	259.0	1:48.745	59	Pit Out					3:03.635
15	35.092	35.248	106.9	39.848	264.1	1:50.188	60	34.187				256.5	1:50.936
16	33.641	34.756	104.4	39.315	263.4	1:47.712	61	34.373				259.0	1:50.609
17	37.931				266.7	1:55.557	62	33.999				257.1	1:50.402
18	33.566	34.262	106.6	<u>38.871</u>	262.1	1:46.699	63	34.866				257.8	1:51.960
19	34.119	34.282	103.5	40.148	264.1	1:48.549	64	34.052				259.0	1:49.506
20	44.151	Pit In		Pit In	213.0	2:28.304	65	33.699				259.0	1:47.715
21	Pit Out	41.835	81.8	45.318		1:03:16.295	66	34.002				262.1	1:49.327
22	36.229	35.814	99.3	42.741	257.1	1:54.784	67	33.576	Pit In		Pit In	260.2	1:59.176
23	34.359	35.097	99.5	40.094	259.6	1:49.550	68	Pit Out					59:18.341
24	33.619	34.432	106.8	40.197	260.9	1:48.248	69					252.9	1:53.869
25	33.399	35.091	100.3	39.969	263.4	1:48.459	70					257.8	2:03.729
26	33.454	34.808	104.5	39.745	262.8	1:48.007	71					257.1	1:53.763
27	33.488	35.258	100.4	39.972	263.4	1:48.718	72					255.9	1:51.768
28	34.054	35.070	99.6	39.549	260.9	1:48.673	73					259.0	1:51.041
29	33.627	34.302	111.1	39.828	263.4	1:47.757	74					259.0	1:50.960
30	33.551	34.310	111.2	41.014	264.1	1:48.875	75					260.2	1:50.169
31	33.457	34.626	99.3	39.634	263.4	1:47.717	76					259.6	1:48.878
32	33.277	34.666	99.4	39.546	263.4	1:47.489	77					259.0	1:48.780
33	33.549	34.543	102.1	39.252	264.7	1:47.344	78					259.6	1:49.282
34	33.748	34.697	97.0	40.001	<u>268.0</u>	1:48.446	79					258.4	1:51.148
35	33.575	35.025	102.8	41.021	264.7	1:49.621	80					259.6	1:48.729
36	33.000	<u>33.748</u>	113.2	39.194	266.7	<u>1:45.942</u>	81					259.0	1:48.215
37	<u>32.792</u>	33.800	<u>113.9</u>	Pit In	263.4	3:10.860	82					261.5	1:48.242
38	Pit Out	43.116	83.9	47.557		56:05.299	83					257.8	1:50.328
39	39.390	37.783	90.8	43.840	235.3	2:01.013	84					259.0	1:49.342
40	34.859	35.551	91.3	40.883	255.9	1:51.293	85					259.0	1:49.383
41	34.471	35.269	98.7	39.646	258.4	1:49.386	86					259.6	1:51.051
42	34.116	34.965	99.5	40.058	262.1	1:49.139	87					256.5	1:50.706
43	33.516	35.363	101.0	39.819	263.4	1:48.698	88					254.1	1:50.424
44	33.978	34.717	101.5	Pit In	263.4	1:58.029	89					255.9	1:49.715
45	Pit Out	36.269	100.3	41.572		4:57.408	90		Pit In		Pit In	254.7	2:04.471

50		EHRET																	
lap	Sect-1	Speed	Sect-2	Speed	Sect-3	Speed	TopSpeed	laptime	pit	lap	Sect-1	Speed	Sect-2	Speed	Sect-3	Speed	Topspeed	laptime	pit
1	Pit Out		42.520	93.4	49.435		230.3	2:15.900		13	45.840		46.129	96.3	Pit In		178.2	2:29.935	
2	39.947		39.846	109.0	43.695		242.2	2:03.488		14	Pit Out		41.715	93.3	45.699			1:53:45.149	
3	37.991		37.872	109.4	42.650		250.6	1:58.513		15	37.774		38.054	106.9	42.426		241.6	1:58.254	
4	36.666		37.202	104.3	42.026		248.8	1:54.200		16	36.160		36.914	104.9	42.996		250.0	1:56.070	
5	36.713		36.499	107.8	40.988		255.3	2:07.471		17	35.549		36.387	112.9	41.704		252.9	1:53.640	
6	36.230		36.697	108.2	Pit In		239.5	1:55.921		18	35.813						251.7	1:53.453	
7	Pit Out		42.059	96.4	43.469		257.1	1:52.342		19	35.947						251.7	1:53.736	
8	36.689		37.572	<u>115.1</u>	41.660		255.9	2:03.108		20	35.350						251.2	1:52.931	
9	35.503		35.999	108.0	<u>40.840</u>		255.9	1:52.496		21	<u>35.228</u>						255.9	<u>1:52.142</u>	
10	35.402		<u>35.778</u>	111.3	Pit In		228.3	2:22.353		22	37.893						<u>257.8</u>	1:55.387	
11	Pit Out		50.773	94.5	52.906					23	38.538		Pit In		Pit In		225.5	2:15.460	
12	44.758		47.179	92.9	50.416					24	Pit Out		Pit In		Pit In			4:28.203	

55		Mattschull Alexander									LMP3								
lap	Sect-1	Speed	Sect-2	Speed	Sect-3	Speed	TopSpeed	laptime	pit	lap	Sect-1	Speed	Sect-2	Speed	Sect-3	Speed	Topspeed	laptime	pit
1	Pit Out		38.415	103.3	41.552		255.3	1:59.250		49	30.991		31.734	137.2	36.740		265.4	1:39.465	
2	38.306		33.877	114.0	38.137		264.1	1:45.286		50	31.606		31.517	133.0	<u>35.858</u>		255.9	1:38.981	
3	33.194		33.782	116.5	38.310		263.4	1:41.437		51	32.612		31.743	116.1	37.972		268.0	1:42.327	
4	31.932		32.280	124.1	37.225		262.1	1:40.153		52	32.098		31.647	128.4	36.209		268.0	1:39.954	
5	31.817		31.919	124.3	36.417		265.4	1:41.255		53	30.834		31.386	126.2	35.976		256.5	1:38.196	
6	31.321		33.206	123.0	36.728		266.0	1:39.325		54	<u>30.731</u>		31.518	126.9	Pit In		264.7	1:49.434	
7	31.257		31.815	123.4	36.253		265.4	1:39.444		55	Pit Out		32.427	133.3	37.314			10:21.114	
8	31.103		31.990	121.3	36.351		265.4	1:39.169		56	30.834		31.589	126.3	36.863		261.5	1:39.286	
9	30.963		31.549	129.8	36.657		263.4	1:39.148		57	31.027		31.443	128.4	36.230		264.1	1:38.700	
10	30.979		31.710	127.7	36.459		264.7	1:39.870		58	34.675		33.729	114.6	Pit In		226.4	2:06.707	
11	31.002		32.598	128.3	36.270		266.7	1:40.047		59	Pit Out		36.778	114.8	40.249			1:45:53.092	
12	31.193		31.761	134.7	37.093		264.1	1:42.073		60	32.946		32.668	129.8	37.791		254.1	1:43.405	
13	31.131		32.776	115.9	38.166		269.3	1:41.769		61	32.200		32.135	135.3	37.339		259.0	1:41.674	
14	32.891		32.391	132.2	36.487					62	31.664		31.815	<u>138.5</u>	37.049		260.9	1:40.528	



## EUROPEAN SPEED CLUB - PORTIMÃO

Autódromo Internacional do Algarve

EUROPEAN SPEED CLUB

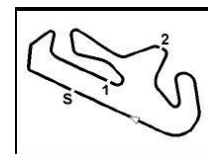
5 - 6 October 2020

Laps and Sector Times - EUROPEAN SPEED CLUB - PORT

Autodromo Internacional Algarve - 4652 mtr.

15	31.004	31.577	130.6	36.060	259.0	1:38.641	63	32.885	31.831	135.3	36.633	253.5	1:41.349
16	30.847	31.582	133.2	37.158	267.3	1:39.587	64	31.648	32.956	115.8	38.323	262.1	1:42.927
17	30.999	31.398	119.9	36.178	266.7	1:38.575	65	31.735	31.642	135.5	37.442	259.0	1:40.819
18	31.026	31.892	128.3	36.300	268.7	1:39.218	66	31.424	34.795	103.3	Pit In	260.2	1:50.193
19	35.099	32.798	133.7	Pit In	178.8	1:52.720	67	Pit Out					4:25.887
20	Pit Out	32.225	115.3	37.562		6:41.209	68	31.351				254.1	1:39.348
21	31.386	31.478	127.7	36.253	263.4	1:39.117	69	31.246				254.1	1:39.984
22	31.016	34.218	120.3	36.690	266.0	1:41.924	70	31.332	Pit In		Pit In	262.8	1:46.697
23	30.895	<u>31.119</u>	125.4	35.877	257.1	<u>1:37.891</u>	71	Pit Out					5:05.773
24	5:30.915	Pit In		Pit In	266.0	6:49.616	72	31.393				260.9	1:41.988
25	Pit Out	37.688	89.0	40.305		1:01:28.133	73	31.742				262.8	1:43.427
26	33.827	33.141	116.4	39.252	257.1	1:46.220	74	31.963				255.3	1:42.761
27	31.560	32.344	110.8	37.282	261.5	1:41.186	75	31.487				261.5	1:40.767
28	31.397	32.282	116.3	36.618	264.7	1:40.297	76	31.077	Pit In		Pit In	262.8	7:52.196
29	31.557	32.763	100.9	Pit In	260.9	1:50.742	77	Pit Out					52:56.871
30	Pit Out	34.622	115.5	39.005		4:09.659	78					259.0	1:44.257
31	32.899	32.557	119.5	36.624	260.9	1:42.080	79					263.4	1:40.867
32	31.462	32.199	121.5	36.317	264.1	1:39.978	80					264.1	1:40.061
33	31.352	34.206	115.4	37.744	266.7	1:43.302	81					264.1	1:40.367
34	31.145	31.922	117.6	36.350	264.7	1:39.417	82					264.7	1:43.744
35	30.985	31.675	120.5	36.265	<u>277.6</u>	1:38.925	83		Pit In		Pit In	265.4	1:57.624
36	31.067	32.976	112.5	Pit In	266.0	1:49.810	84	Pit Out					5:14.727
37	Pit Out	33.705	107.4	38.142		3:52.704	85					255.9	1:44.867
38	31.202	31.635	121.5	36.281	264.1	1:39.118	86					262.8	1:39.873
39	30.960	31.251	127.1	36.195	269.3	1:38.406	87					263.4	1:39.351
40	30.880	31.475	120.0	36.258	264.7	1:38.613	88					260.9	1:39.607
41	31.124	32.454	114.3	Pit In	266.0	1:51.024	89		Pit In		Pit In	258.4	1:55.776
42	Pit Out	33.803	137.1	38.477		57:17.978	90	Pit Out					3:04.099
43	33.097	32.594	117.4	39.263	259.6	1:44.954	91					260.2	1:42.837
44	31.735	32.439	138.3	36.408	266.7	1:40.582	92					257.8	1:39.750
45	31.196	31.902	135.0	36.120	265.4	1:39.218	93					260.9	1:39.640
46	31.075	31.809	133.2	37.538	267.3	1:40.422	94					259.6	1:46.671
47	31.509	31.611	134.0	Pit In	259.6	1:47.639	95		Pit In		Pit In	259.0	8:45.647
48	Pit Out	32.042	130.1	36.248		5:18.531	96						

lap	Sect-1	Speed	Sect-2	Speed	Sect-3	Speed	TopSpeed	laptime	pit	lap	Sect-1	Speed	Sect-2	Speed	Sect-3	Speed	Topspeed	laptime	pit
1	Pit Out		45.015	95.0	46.169		211.4	2:09.819		43	30.932		31.566	136.4	36.035		267.3	1:38.533	
2	38.536		37.986	102.4	41.410		254.7	1:57.932		44	31.514		31.892	121.3	37.758		270.0	1:41.164	
3	35.086		35.466	101.8	39.418		258.4	1:49.970		45	31.417		32.314	126.8	35.980		264.7	1:39.711	
4	33.822		33.764	110.2	38.091		260.2	1:45.677		46	30.974		31.650	137.1	35.962		266.7	1:38.586	
5	32.723		33.177	118.8	38.302		264.1	1:44.202		47	30.783		31.461	131.7	36.401		266.0	1:38.645	
6	33.330		33.198	110.5	37.509		265.4	1:44.037		48	31.030		31.486	133.8	38.183		263.4	1:40.699	
7	32.394		33.235	115.6	37.351		264.1	1:42.980		49	30.980		<u>31.218</u>	<u>139.7</u>	36.082		265.4	1:38.280	
8	32.410		32.763	115.1	37.109		264.7	1:42.282		50	30.777		31.262	137.4	36.025		266.0	1:38.064	
9	32.247		33.831	116.0	Pit In		266.0	1:51.106		51	30.665		31.458	135.8	Pit In		265.4	1:45.766	
10	Pit Out		34.262	115.5	39.842		260.9	4:29.361		52	Pit Out		37.801	99.9	43.532			1:02:06.862	
11	32.454		32.565	112.9	37.177		266.0	1:42.196		53	35.643		34.405	112.6	39.179		248.3	1:49.227	
12	32.386		32.578	112.4	36.956		266.7	1:41.920		54	33.128		33.093	120.0	38.328		255.3	1:44.549	
13	32.029		35.491	121.8	37.629		264.7	1:45.149		55	32.486		33.440	114.6	37.937		259.0	1:43.863	
14	31.952		32.516	118.7	36.665		265.4	1:41.133		56	32.530		32.926	121.8	37.771		260.2	1:43.227	
15	32.888		32.712	117.3	Pit In		264.7	1:48.000		57	32.699		32.727	121.2	37.803		262.1	1:43.229	
16	Pit Out		33.050	123.9	36.740		265.4	5:45.345		58	32.735		32.957	116.9	Pit In		260.2	1:48.647	
17	30.960		31.700	128.6	35.946		266.0	1:38.606		59	Pit Out		Pit In		Pit In			17:15.856	
18	30.758		31.749	130.9	36.443		265.4	1:38.950		60	Pit Out							3:14.710	
19	30.849		31.558	139.0	<u>35.810</u>		264.7	1:38.217		61	31.324						260.9	1:39.379	
20	<u>30.569</u>						<u>273.4</u>	<u>1:37.649</u>		62	31.137						262.8	1:40.642	
21	30.820		31.676	130.1	Pit In		266.0	1:44.516		63	32.101						263.4	1:39.549	
22	Pit Out		36.173	102.4	40.084			1:08:15.802		64	30.996						262.1	1:38.576	
23	34.258		33.924	113.8	39.035		258.4	1:47.217		65	31.125		Pit In		Pit In		261.5	2:03.061	
24	32.740		32.621	117.6	37.183		264.7	1:42.544		66	Pit Out							51:56.329	
25	32.421		32.498	113.7	37.202		265.4	1:42.121		67							260.2	1:40.320	
26	32.639		32.888	117.4	37.072		264.7	1:42.599		68							262.8	1:42.254	
27	32.032		32.523	114.4	36.743		264.1	1:41.298		69							264.7	1:43.085	
28	32.219		33.687	114.5	Pit In		266.0	1:51.478		70							263.4	1:39.082	
29	Pit Out		38.055	112.7	41.266			5:33.764		71							266.0	1:38.710	
30	34.709		33.955	116.5	38.563		255.9	1:47.227		72							269.3	1:40.839	
31	32.255		32.550	121.3	36.883		262.1	1:41.688		73							265.4	1:38.477	
32	31.611		32.176	117.1	36.688		264.7	1:40.475		74							268.0	1:38.061	


**EUROPEAN SPEED CLUB - PORTIMÃO**

Autódromo Internacional do Algarve

EUROPEAN SPEED CLUB

5 - 6 October 2020

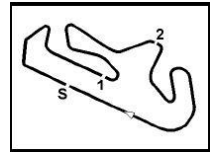
Laps and Sector Times - EUROPEAN SPEED CLUB - PORT

Autodromo Internacional Algarve - 4652 mtr.

33	31.640	31.944	119.2	36.402	264.7	1:39.986	75		Pit In	Pit In	266.7	1:48.214
34	31.587	32.156	117.9	36.351	264.7	1:40.094	76	Pit Out			264.1	1:37.743
35	31.678	33.092	122.2	Pit In	266.7	1:48.101	77				264.1	1:59.492
36	Pit Out	33.554	123.3	37.669		58:36.725	78				265.4	1:38.275
37	32.005	32.227	126.0	36.471	261.5	1:40.703	79				264.1	1:45.453
38	31.168	31.927	132.4	41.386	266.0	1:44.481	80		Pit In	Pit In	264.1	3:32.694
39	31.325	32.415	117.6	39.164	266.0	1:42.904	81	Pit Out			262.1	1:38.119
40	31.367	33.130	127.2	41.565	267.3	1:46.062	82				261.5	1:39.418
41	30.958	31.760	127.8	36.153	267.3	1:38.871	83				262.8	1:49.777
42	31.610	35.552	126.2	37.700	270.7	1:44.862	84		Pit In	Pit In		

88 Schumacher Josef										Ferrari 488 GT3									
lap	Sect-1	Speed	Sect-2	Speed	Sect-3	Speed	TopSpeed	laptime	pit	lap	Sect-1	Speed	Sect-2	Speed	Sect-3	Speed	Topspeed	laptime	pit
1	Pit Out		42.474	91.5	48.540			2:09.464		36	Pit Out		35.995	119.5	41.967			14:36.703	
2	38.257		39.331	109.9	44.758		242.7	2:02.346		37	34.634		35.096	123.0	42.104		260.9	1:51.834	
3	37.655		38.125	98.2	43.838		248.3	1:59.618		38	34.437		34.966	<u>125.4</u>	41.038		263.4	1:50.441	
4	36.117		37.678	96.3	42.224		258.4	1:56.019		39	35.108		35.163	115.9	Pit In		260.9	2:04.618	
5	35.055		35.462	101.4	41.182		260.9	1:51.699		40	Pit Out		37.269	103.7	47.529			1:45:57.418	
6	34.598		35.118	99.9	41.264		263.4	1:50.980		41	34.650		36.021	113.9	41.595		261.5	1:52.266	
7	35.207		35.711	103.3	Pit In		262.8	2:04.106		42	38.458		40.913	104.5	Pit In		256.5	2:13.466	
8	Pit Out		35.406	103.7	41.226			3:25.930		43	Pit Out		44.825	106.2	45.928			7:56.065	
9	34.339		35.030	104.0	<u>40.374</u>		265.4	1:49.743		44	35.861		35.065	113.1	41.695		259.6	1:52.621	
10	34.556		34.847	107.9	41.790		<u>266.7</u>	1:51.193		45	44.084		Pit In		Pit In		247.7	2:32.181	
11	34.236		34.797	114.4	42.190		262.8	1:51.223		46	Pit Out							3:48.464	
12	<u>34.177</u>		<u>34.716</u>	102.3	40.854		264.7	1:49.747		47	34.237						262.1	1:48.607	
13	35.448		35.275	103.9	41.501		262.8	1:52.224		48	35.325						264.7	1:50.983	
14	36.423		39.420	102.9	44.801		242.2	2:00.644		49	34.772						261.5	1:50.847	
15	37.997		40.296	86.9	Pit In		217.7	2:13.437		50	42.884		Pit In		Pit In		246.0	2:20.496	
16	Pit Out		46.065	101.6	50.539			1:26:26.799		51	Pit Out							1:02:46.172	
17	35.471		36.515	99.1	42.413		256.5	1:54.399		52							258.4	1:50.928	
18	35.131		36.288	106.5	Pit In		257.1	2:07.171		53							264.7	1:53.819	
19	Pit Out		35.569	111.5	41.667			7:20.131		54							263.4	1:49.578	
20	35.054		35.674	109.4	42.210		260.2	1:52.938		55							<u>266.7</u>	1:51.122	
21	34.946		35.569	104.5	42.280		258.4	1:52.795		56							261.5	1:49.494	
22	34.899		36.473	101.9	Pit In		260.9	2:04.349		57							262.1	1:49.387	
23	Pit Out		35.662	100.7	41.885			4:39.649		58							262.8	<u>1:48.016</u>	
24	34.496		35.224	103.1	41.113		259.6	1:50.833		59							263.4	1:49.103	
25	34.360		35.033	106.6	40.579		260.9	1:49.972		60							262.8	1:48.792	
26	34.492		34.812	107.0	40.618		261.5	1:49.922		61							260.2	1:48.641	
27	34.382		34.915	106.9	41.170		262.8	1:50.467		62							263.4	1:48.529	
28	37.078		40.447	96.3	Pit In		259.0	2:17.441		63							262.1	1:50.888	
29	Pit Out		39.562	109.4	44.676			59:39.001		64							265.4	1:49.224	
30	35.707		35.952	112.9	42.160		260.2	1:53.819		65							264.1	1:48.775	
31	36.024		35.564	123.4	42.598		263.4	1:54.186		66							262.1	1:48.894	
32	36.027		35.609	121.6	41.316		242.2	1:52.952		67							260.9	1:50.329	
33	39.231		48.860	80.1	49.343		262.1	2:17.434		68			Pit In		Pit In		261.5	2:04.885	
34	35.045		35.395	116.9	41.809		260.9	1:52.249		69	Pit Out		Pit In		Pit In			3:55.948	
35	43.253		40.966	108.1	Pit In		254.1	2:17.937		70									

190 Ehret Pierre										Car with Ch. Hook									
lap	Sect-1	Speed	Sect-2	Speed	Sect-3	Speed	TopSpeed	laptime	pit	lap	Sect-1	Speed	Sect-2	Speed	Sect-3	Speed	Topspeed	laptime	pit
1	Pit Out		41.950	98.4	45.939			2:12.847		19	Pit Out								1:36:44.158
2	37.495		36.190	112.1	41.732		211.8	1:55.417		20							247.1	1:54.423	
3	35.870		35.350	111.7	40.436		247.7	1:51.656		21							250.6	1:51.782	
4	34.850		34.662	105.9	40.562		254.1	1:50.074		22							252.3	1:51.789	
5	34.454		34.223	<u>118.2</u>	39.612		253.5	1:48.289		23							250.6	1:50.564	
6	33.751		34.089	115.0	39.860		255.3	1:47.700		24							254.1	1:50.156	
7	33.750		33.938	109.6	39.322		254.1	1:47.010		25							253.5	1:50.197	
8	33.574		33.929	102.5	40.098		254.7	1:47.601		26							252.9	1:49.365	
9	35.521		35.150	102.9	Pit In		255.3	2:01.508		27							252.9	1:49.490	
10	Pit Out		35.215	107.6	40.281			4:33.110		28							252.9	1:49.868	
11	34.019		34.193	106.1	39.035		251.7	1:47.247		29			Pit In		Pit In		242.2	2:08.318	
12	33.925		34.085	105.7	<u>38.864</u>		254.7	1:46.874		30	Pit Out							4:03.580	
13	33.496		<u>33.760</u>	108.4	39.079		254.7	<u>1:46.335</u>		31							251.2	1:49.620	
14	33.917		36.771	107.1	Pit In		<u>255.9</u>	1:58.549		32							250.6	1:49.199	
15	Pit Out		35.083	105.9	41.864			7:04.624		33							251.7	1:48.911	
16	34.225		34.190	106.7	39.182		251.7	1:47.597		34							250.0	1:49.244	
17	33.568		33.948	105.0	38.966		254.1	1:46.482		35			Pit In		Pit In		251.2	2:02.651	



## EUROPEAN SPEED CLUB - PORTIMÃO

Autódromo Internacional do Algarve

EUROPEAN SPEED CLUB

5 - 6 October 2020

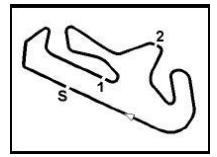
Laps and Sector Times - EUROPEAN SPEED CLUB - PORT

Autodromo Internacional Algarve - 4652 mtr.

18	33.394	Pit In	Pit In	254.1	1:58.991	36			
----	--------	--------	--------	-------	----------	----	--	--	--

458 Mattschull Arnold									Ferrari 458 GT3										
lap	Sect-1	Speed	Sect-2	Speed	Sect-3	Speed	TopSpeed	laptime	pit	lap	Sect-1	Speed	Sect-2	Speed	Sect-3	Speed	Topspeed	laptime	pit
1	Pit Out		44.184	94.1	48.618			2:17.851		27	35.169		35.635	126.0	Pit In		252.9	2:00.968	
2		37.996	37.524	105.1	43.348		247.7	1:58.868		28	Pit Out		36.401	118.0	40.959			3:40.816	
3		35.442	34.878	116.9	40.962		254.7	1:51.282		29	34.682		35.883	115.5	41.846		254.1	1:52.411	
4		36.478	36.768	125.1	Pit In		256.5	2:06.567		30	34.893		35.254	129.0	41.882		251.7	1:52.029	
5	Pit Out		44.798	94.3	49.643			6:49.648		31	46.672		43.512	109.3	Pit In		162.4	2:29.122	
6		38.264	38.267	98.8	42.155		247.7	1:58.686		32	Pit Out		40.743	90.3	45.604			1:59:18.207	
7		34.282	34.457	114.2	40.536		257.8	1:49.275		33	36.116		36.593	101.6	41.520		246.0	1:54.229	
8		34.924	34.546	118.9	40.768		257.8	1:50.238		34	35.763		36.409	103.5	41.879		250.0	1:54.051	
9		33.830	33.689	124.9	40.128		257.8	1:47.647		35	35.422		35.998	113.9	41.077		247.7	1:52.497	
10		40.001	40.834	105.9	Pit In		258.4	2:16.032		36	35.197		35.902	108.0	40.803		250.6	1:51.902	
11	Pit Out		43.604	109.2	42.056			1:27:39.660		37	35.447		35.718	107.8	40.772		248.8	1:51.937	
12		34.023	33.897	121.8	40.376		259.0	1:48.296		38	34.731		35.740	112.0	41.229		248.3	1:51.700	
13		34.688	34.112	114.5	40.459		259.0	1:49.259		39	34.662		35.341	115.8	40.698		251.7	1:50.701	
14		34.684	34.029	123.4	39.696		257.8	1:48.409		40	34.939		34.847	113.7	40.954		243.8	1:50.740	
15		39.491	40.068	118.6	Pit In		251.7	2:09.398		41	35.112						248.3	1:50.516	
16	Pit Out		34.867	115.8	40.479			4:28.241		42	34.115						252.3	1:48.216	
17		33.906	33.944	120.7	39.975		259.6	1:47.825		43	34.393						255.9	1:48.819	
18		33.614	<u>33.441</u>	122.9	<u>39.457</u>		258.4	1:46.512		44	33.812						258.4	1:49.467	
19		38.336	43.057	111.8	Pit In		258.4	2:14.518		45	35.650		Pit In		Pit In		259.6	2:00.302	
20	Pit Out		43.512	102.7	47.422			1:10:19.175		46	Pit Out							3:10.441	
21		39.080	38.116	117.5	43.682		215.6	2:00.878		47	33.437						259.0	1:47.426	
22		36.842	36.797	104.5	42.317		248.3	1:55.956		48	34.117						<u>260.9</u>	1:48.009	
23		36.013	36.424	110.2	41.226		253.5	1:53.663		49	<u>33.395</u>						258.4	<u>1:46.423</u>	
24		35.597	35.819	<u>132.2</u>	41.912		252.9	1:53.328		50	35.400						258.4	1:50.568	
25		35.031	35.550	122.6	41.342		252.9	1:51.923		51	35.413		Pit In		Pit In		243.2	2:07.381	
26		35.375	36.381	117.0	40.701		251.7	1:52.457		52	Pit Out		Pit In		Pit In			1:01:59.186	

906 Kindsmüller Christian									Porsche 981 GT4 CS										
lap	Sect-1	Speed	Sect-2	Speed	Sect-3	Speed	TopSpeed	laptime	pit	lap	Sect-1	Speed	Sect-2	Speed	Sect-3	Speed	Topspeed	laptime	pit
1	Pit Out		47.116	83.7	51.863			2:20.574		45	36.456		43.948	104.3	Pit In		236.8	2:24.140	
2		43.296	42.532	87.5	45.804		201.9	2:11.632		46	Pit Out		37.570	130.1	43.828			8:02.563	
3		37.460	37.635	105.7	43.445		235.8	1:58.540		47	37.442		37.552	114.5	43.593		237.9	1:58.587	
4		36.371	37.352	105.5	43.313		<u>243.8</u>	1:57.036		48	36.614		37.196	113.1	43.161		234.8	1:56.971	
5		36.426	37.545	103.7	43.371		242.7	1:57.342		49	44.579		43.784	105.3	Pit In		222.7	2:30.483	
6		40.605	38.709	113.4	Pit In		241.1	2:13.132		50	Pit Out		40.138	104.1	44.065			1:46:13.383	
7	Pit Out		37.449	97.8	43.082			4:23.877		51	36.522		36.689	137.1	43.693		237.9	1:56.904	
8		36.282	36.519	112.9	43.801		239.5	1:56.602		52	39.065		40.456	109.5	44.090		237.4	2:03.611	
9		36.165	39.848	98.5	43.002		242.7	1:59.015		53	36.177		37.016	123.0	Pit In		237.4	2:06.998	
10		36.348	36.731	111.7	43.664		242.2	1:56.743		54	Pit Out		43.904	105.8	47.621			4:25.311	
11		36.488	36.569	120.3	42.998		241.6	1:56.055		55	39.131		42.620	125.0	46.915		227.8	2:08.666	
12		36.795	37.026	108.8	43.040		241.1	1:56.861		56	36.349		36.673	125.4	43.211		240.0	1:56.233	
13		36.462	36.957	117.6	46.198		237.4	1:59.617		57	36.920						234.8	1:57.159	
14		36.268	37.235	105.7	Pit In		241.6	2:09.084		58	37.137		Pit In		Pit In		235.3	2:09.889	
15	Pit Out		38.409	98.1	43.766			5:48.289		59	Pit Out							4:01.373	
16		36.490	37.192	100.8	43.200		240.0	1:56.882		60	36.874						235.8	1:59.196	
17		36.636	36.870	110.4	Pit In		240.5	2:04.489		61	36.671						236.8	1:59.599	
18	Pit Out		39.099	102.3	42.739			4:51.582		62	36.702						236.3	1:57.223	
19		36.098	36.520	107.8	Pit In		241.6	2:09.764		63	36.427						237.9	1:57.747	
20	Pit Out		41.113	82.7	47.120			59:55.140		64	36.782						235.3	1:57.178	
21		36.440	36.982	106.2	42.384		232.3	1:55.806		65	36.755		Pit In		Pit In		236.8	2:08.099	
22		35.830	36.625	106.3	<u>41.872</u>		242.2	1:54.327		66	Pit Out		Pit In		Pit In			3:51.738	
23		<u>35.619</u>	<u>36.348</u>	112.4	41.931		243.2	<u>1:53.898</u>		67	Pit Out							51:28.880	
24		36.972	37.786	105.5	Pit In		<u>243.8</u>	2:06.630		68							236.3	1:57.703	
25	Pit Out		40.520	103.3	43.356			4:35.344		69							232.3	1:57.572	
26		37.093	39.218	105.0	44.246		242.2	2:00.557		70							237.4	1:56.785	
27		35.942	37.316	109.5	43.244		241.1	1:56.502		71							237.4	1:56.924	
28		36.611	36.997	106.3	43.326		240.0	1:56.934		72							237.4	1:57.299	
29		36.670	36.751	129.2	44.389		239.5	1:57.810		73							237.4	2:03.318	
30		36.704	36.954	112.7	42.990		226.9	1:56.648		74							235.3	1:58.119	
31		41.795	42.374	110.8	Pit In		242.2	2:24.124		75							237.9	1:57.326	
32	Pit Out		41.527	94.1	46.782			1:05:42.477		76							237.9	2:00.663	
33		38.338	38.910	118.3	43.966		235.3	2:01.214		77			Pit In		Pit In		237.4	2:12.498	
34		37.047	39.085	118.2	44.148		241.1	2:00.280		78	Pit Out							3:27.213	
35		37.463	38.166	110.3	43.659		241.1	1:59.288		79							236.3	1:57.417	

**EUROPEAN SPEED CLUB - PORTIMÃO**

Autódromo Internacional do Algarve

**EUROPEAN SPEED CLUB**

5 - 6 October 2020

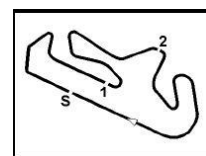
Laps and Sector Times - EUROPEAN SPEED CLUB - PORT

Autodromo Internacional Algarve - 4652 mtr.

36	36.175	37.534	119.7	44.435	240.0	1:58.144	80					237.4	2:04.959
37	37.209	39.235	103.5	Pit In	237.9	2:10.295	81					236.3	1:56.854
38	Pit Out	39.664	96.9	43.618		4:04.416	82					235.8	1:57.477
39	36.930	39.652	115.3	43.169	241.6	1:59.751	83					234.8	1:57.307
40	36.540	36.981	<u>140.4</u>	44.661	239.5	1:58.182	84					235.3	1:56.467
41	36.175	36.851	129.7	42.996	240.5	1:56.022	85					236.3	1:59.672
42	36.241	37.016	126.9	43.664	240.5	1:56.921	86					177.3	2:18.255
43	37.047	37.314	121.1	42.700	240.0	1:57.061	87		Pit In		Pit In	162.2	2:44.539
44	36.559	36.776	131.9	45.280	238.9	1:58.615	88						

907 Meckes Frank										Porsche 991 GT3 RS										
lap	Sect-1	Speed	Sect-2	Speed	Sect-3	Speed	TopSpeed	laptime	pit	lap	Sect-1	Speed	Sect-2	Speed	Sect-3	Speed	TopSpeed	laptime	pit	
1	Pit Out		50.618	70.8	57.244			2:37.413		28	37.549		39.586	94.4	46.733			245.5	2:03.868	
2	44.187		43.421	81.9	53.780		193.5	2:21.388		29	52.703		1:01.237	58.9	Pit In			152.5	3:06.101	
3	40.076		44.037	85.4	49.028		233.3	2:13.141		30	Pit Out		52.176	77.2	50.682				6:55.455	
4	38.996		40.799	87.0	47.118		241.1	2:06.913		31	54.836		45.183	88.3	46.624			145.9	2:26.643	
5	38.800		40.329	92.4	46.626		248.3	2:05.755		32	50.520		56.764	68.9	Pit In			243.8	3:01.783	
6	45.079		51.237	73.6	Pit In		230.8	2:39.616		33	Pit Out		48.767	83.6	50.287			l:56:10.257		
7	Pit Out		43.759	87.7	47.407			3:10.551		34	43.196		43.292	80.4	Pit In			166.2	2:30.381	
8	38.612		39.712	86.2	47.871		247.7	2:06.195		35	Pit Out		39.413	<u>106.2</u>	47.682				3:00.181	
9	38.321		39.381	82.6	45.899		246.0	2:03.601		36	38.967		40.043	89.6	46.461			238.9	2:05.471	
10	38.068		39.705	90.8	45.671		248.8	2:03.444		37	38.335		40.019	86.5	58.043			246.0	2:16.397	
11	37.646		38.854	85.9	45.534		248.3	2:02.034		38	1:06.717		58.484	83.5	Pit In			107.2	3:24.003	
12	37.943		<u>38.595</u>	83.9	45.144		247.7	2:01.682		39	Pit Out							l:06:10.586		
13	48.111		53.973	81.6	55.359		205.7	2:37.443		40								224.1	2:11.207	
14	37.543		38.771	89.5	45.165		<u>252.3</u>	2:01.479		41								247.7	2:01.736	
15	38.144		39.088	90.0	45.151		234.3	2:02.383		42								247.7	2:01.287	
16	37.975		38.979	87.2	48.299		246.6	2:05.253		43								246.0	2:01.210	
17	38.640		39.116	86.3	51.239		239.5	2:08.995		44								194.6	2:08.925	
18	1:04.382		53.299	76.0	Pit In		130.8	3:10.878		45								248.3	2:00.684	
19	Pit Out		41.075	99.8	48.052			56:47.410		46								249.4	2:05.419	
20	<u>37.114</u>		38.736	94.0	44.185		246.6	2:00.035		47								248.3	2:03.762	
21	37.255		38.631	95.5	<u>44.054</u>		251.2	<u>1:59.940</u>		48								246.6	2:01.558	
22	40.366		44.504	81.8	Pit In		222.2	2:30.020		49								247.7	2:12.832	
23	Pit Out		41.362	84.5	47.739			5:53.395		50								132.5	2:45.925	
24	38.273		40.402	86.0	46.243		247.1	2:04.918		51								248.8	2:00.220	
25	37.564		41.827	85.4	45.801		248.8	2:05.192		52								248.8	2:00.043	
26	37.949		43.178	92.2	48.580		248.3	2:09.707		53			Pit In		Pit In			247.7	2:51.319	
27	38.345		39.541	88.9	45.492		243.2	2:03.378		54										

908 Müller Uwe										Porsche 981 GT4										
lap	Sect-1	Speed	Sect-2	Speed	Sect-3	Speed	TopSpeed	laptime	pit	lap	Sect-1	Speed	Sect-2	Speed	Sect-3	Speed	TopSpeed	laptime	pit	
1	Pit Out		51.495	80.4	53.535			2:39.367		24	Pit Out		42.556	90.4	47.528			l:54:20.344		
2	51.156		45.766	80.2	51.259		154.1	2:28.181		25	38.826		39.647	96.3	45.207			221.3	2:03.680	
3	38.416		39.080	94.6	44.623		232.3	2:02.119		26	36.386		41.329	98.8	1:03.181			248.8	2:20.896	
4	37.450		40.116	94.6	Pit In		249.4	2:25.359		27	36.171		43.763	85.9	Pit In			250.0	2:29.488	
5	Pit Out		40.161	96.2	48.191			3:57.782		28	Pit Out		37.516	103.8	53.426				4:59.585	
6	36.811		37.760	104.7	43.689		248.3	1:58.260		29	59.129		54.997	85.4	49.611			163.6	2:43.737	
7	36.601		37.440	100.0	46.993		251.2	2:01.034		30	56.766		1:05.913	87.2	47.856			247.1	2:50.535	
8	57.632		54.824	83.2	56.565		126.0	2:49.021		31	<u>35.882</u>		36.895	105.4	<u>43.037</u>			250.0	1:55.814	
9	36.381		37.398	94.7	43.433		250.6	1:57.212		32	35.946		<u>36.464</u>	<u>117.9</u>	43.260			249.4	1:55.670	
10	51.604		1:06.374	89.8	Pit In		224.5	3:13.200		33	54.713		1:11.191	80.5	Pit In			227.8	3:28.403	
11	Pit Out		43.345	79.2	48.797			l:12:31.848		34	Pit Out								59:52.106	
12	38.636		40.858	88.5	45.220		214.7	2:04.714		35								246.6	1:58.804	
13	36.769		37.812	92.4	43.394		<u>251.7</u>	1:57.975		36								250.6	<u>1:54.305</u>	
14	36.498		37.120	98.0	43.529		251.2	1:57.147		37			Pit In		Pit In			249.4	2:15.422	
15	36.481		36.903	99.1	43.575		235.8	1:56.959		38	Pit Out		Pit In		Pit In				5:48.714	
16	56.481		56.703	95.7	Pit In		250.6	2:58.590		39	Pit Out								3:30.576	
17	Pit Out		40.200	90.2	44.407			3:22.623		40								248.3	2:33.572	
18	36.391		1:01.132	87.4	49.390		251.2	2:26.913		41			Pit In		Pit In			247.7	2:24.393	
19	36.477		55.049	76.1	56.499		250.6	2:28.025		42	Pit Out								12:01.434	
20	36.539		53.131	85.8	Pit In		<u>251.7</u>	2:41.513		43								247.1	1:55.755	
21	Pit Out		47.974	85.0	49.259			2:53.567		44								249.4	1:57.385	
22	36.409		36.949	96.3	43.079		251.2	1:56.437		45			Pit In		Pit In			162.4	3:32.208	
23	45.422		51.963	78.7	Pit In		219.5	2:58.299		46										


**EUROPEAN SPEED CLUB - PORTIMÃO**

Autódromo Internacional do Algarve

**EUROPEAN SPEED CLUB**

5 - 6 October 2020

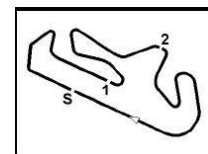
Laps and Sector Times - EUROPEAN SPEED CLUB - PORT

Autodromo Internacional Algarve - 4652 mtr.

909 Rödl Stefan									Porsche 991 GT3								
lap	Sect-1	Speed	Sect-2	Speed	Sect-3	Speed	TopSpeed	laptime pit	lap	Sect-1	Speed	Sect-2	Speed	Sect-3	Speed	Topspeed	laptime pit
1	Pit Out		48.603	86.7	52.410			2:28.846	37	53.710		54.902	86.2	Pit In		159.5	3:00.791
2	41.773		43.982	87.2	50.869		232.3	2:16.624	38	Pit Out		43.875	101.4	51.619		1:57:13.533	
3	40.774		42.131	92.5	49.141		238.4	2:12.046	39	41.982		41.911	105.4	50.423		220.0	2:14.316
4	39.809		41.279	96.3	47.758		235.3	2:08.846	40	38.995		39.711	100.2	48.688		240.0	2:07.394
5	39.440		39.501	98.3	46.989		230.3	2:05.930	41	39.257		40.561	91.1	47.497		235.3	2:07.315
6	39.189		40.032	97.7	48.088		248.8	2:07.309	42	39.800		40.867	101.9	Pit In		243.2	2:18.871
7	38.841		40.583	93.8	47.924		248.8	2:07.348	43	Pit Out		39.811	104.5	47.856			4:15.231
8	38.286		41.246	94.5	47.441		244.9	2:06.973	44	40.211		40.454	101.0	48.082		235.8	2:08.747
9	39.387		40.935	94.6	47.110		245.5	2:07.432	45	39.971		41.342	94.4	50.058		238.9	2:11.371
10	39.133		40.715	88.5	47.971		242.2	2:07.819	46	39.890		41.201	88.0	48.082		231.3	2:09.173
11	39.129		40.253	98.9	47.186		243.8	2:06.568	47	39.501		40.543	95.1	47.813		240.5	2:07.857
12	38.815		39.419	100.4	46.161		240.5	2:04.395	48	39.178		40.604	95.7	47.287		238.9	2:07.069
13	39.059		39.234	101.7	46.629		248.8	2:04.922	49	40.383		45.670	88.3	Pit In		243.8	2:28.393
14	38.150		39.331	<u>108.8</u>	46.321		<u>250.0</u>	2:03.802	50	Pit Out		45.005	98.8	Pit In			5:51.920
15	<u>37.916</u>		39.147	94.0	45.962		249.4	<u>2:03.025</u>	51	Pit Out		41.303	100.0	Pit In			7:11.201
16	39.512		39.582	93.7	<u>45.598</u>		246.6	2:04.692	52	Pit Out							47:41.896
17	45.308		39.151	98.8	46.454		208.5	2:10.913	53							224.5	2:11.703
18	40.606		<u>39.064</u>	100.7	49.056		220.4	2:08.726	54							247.1	2:05.384
19	40.839		40.479	101.5	50.463		222.7	2:11.781	55							236.3	2:08.137
20	46.746		45.443	88.8	Pit In		184.0	2:44.352	56							239.5	2:06.644
21								10:20.023	57							240.0	2:06.228
22	Pit Out		42.309	105.3	47.580			41:48.901	58							244.3	2:06.695
23	38.252		39.959	102.4	47.054		244.3	2:05.265	59							240.5	2:06.412
24	39.330		39.380	99.4	45.803		215.6	2:04.513	60							243.8	2:06.312
25	38.786		39.368	97.0	46.843		232.8	2:04.997	61							241.6	2:08.282
26	37.976		41.795	97.5	51.089		248.3	2:10.860	62							243.2	2:04.984
27	38.881		39.692	100.7	47.182		240.0	2:05.755	63							243.2	2:05.446
28	39.301		39.789	102.5	47.346		247.1	2:06.436	64							227.4	2:05.831
29	38.483		39.647	104.0	47.136		248.3	2:05.266	65							234.8	2:05.394
30	38.642		39.611	106.4	47.100		248.3	2:05.353	66							246.0	2:07.170
31	38.623		39.459	105.4	46.932		247.1	2:05.014	67							242.7	2:06.614
32	40.674		39.728	106.6	46.948		247.7	2:07.350	68							221.3	2:05.850
33	38.497		40.170	102.7	46.874		242.2	2:05.541	69							248.8	2:04.525
34	38.965		40.003	105.3	47.232		248.8	2:06.200	70							247.1	2:05.315
35	40.103		39.931	95.7	47.267		248.3	2:07.301	71			Pit In		Pit In		238.9	2:28.775
36	39.923		40.425	106.1	48.982		244.9	2:09.330	72								

910 Rödl Michaela									Porsche 981 GT4								
lap	Sect-1	Speed	Sect-2	Speed	Sect-3	Speed	TopSpeed	laptime pit	lap	Sect-1	Speed	Sect-2	Speed	Sect-3	Speed	Topspeed	laptime pit
1	Pit Out		50.759	81.5	1:00.092			2:39.217	26	44.353		45.270	90.2	50.645		210.5	2:20.268
2	45.863		46.130	87.5	53.139		197.4	2:25.132	27	43.783		46.529	85.0	50.217		205.3	2:20.529
3	45.049		46.893	76.9	52.349		201.9	2:24.291	28	43.337		43.777	89.1	48.895		213.0	2:16.009
4	46.265		46.464	85.7	53.215		169.0	2:25.944	29	44.209		44.672	74.6	51.773		220.4	2:20.654
5	46.277		46.071	82.4	51.514		175.6	2:23.862	30	43.515		<u>42.621</u>	86.3	<u>48.278</u>		197.4	<u>2:14.414</u>
6	46.781		46.654	77.8	54.970		183.4	2:28.405	31	44.494		44.897	84.8	49.477		227.4	2:18.868
7	45.066		48.493	86.0	52.144		208.1	2:25.703	32	44.081		43.303	<u>97.5</u>	49.677		209.7	2:17.061
8	44.900		45.875	83.1	51.363		196.7	2:22.138	33	<u>43.293</u>		43.422	91.6	49.018		222.2	2:15.733
9	44.211		45.081	84.7	51.159		223.6	2:20.451	34	43.340		51.364	82.4	52.025		213.9	2:26.729
10	44.121		44.728	81.1	50.878		213.4	2:19.727	35	51.088		57.046	78.4	Pit In		181.5	3:01.001
11	44.877		44.738	85.0	50.923		201.5	2:20.538	36	Pit Out							3:23:11.095
12	45.585		44.784	82.1	50.212		211.8	2:20.581	37							213.9	2:20.775
13	44.022		46.387	87.0	50.615		208.5	2:21.024	38							220.9	2:19.931
14	43.661		44.660	78.3	50.882		215.1	2:19.203	39							204.2	2:21.890
15	43.692		45.745	89.3	49.945		213.9	2:19.382	40							192.9	2:25.660
16	45.629		44.025	90.0	50.065		216.9	2:19.719	41							218.2	2:19.720
17	45.332		45.493	84.4	50.785		<u>229.3</u>	2:21.610	42							197.8	2:24.358
18	44.154		44.441	86.3	51.335		204.9	2:19.930	43							188.2	2:21.667
19	55.074		51.294	82.8	Pit In		141.4	2:56.493	44							197.1	2:19.993
20	Pit Out		45.809	84.8	51.890			52:19.162	45							206.9	2:19.501
21	43.486		44.869	87.8	49.635		227.4	2:17.990	46							204.9	2:18.643
22	43.667		51.431	79.3	50.573		220.0	2:25.671	47							197.4	2:18.268
23	43.629		45.018	89.3	51.288		227.4	2:19.935	48							196.7	2:16.816
24	44.039		44.611	86.1	50.444		211.8	2:19.094	49			Pit In		Pit In		199.3	3:05.222
25	44.191		44.953	89.5	53.045		213.0	2:22.189	50	Pit Out		Pit In		Pit In			3:48.230





## EUROPEAN SPEED CLUB - PORTIMÃO

Autódromo Internacional do Algarve

EUROPEAN SPEED CLUB

5 - 6 October 2020

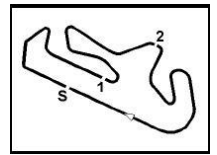
Laps and Sector Times - EUROPEAN SPEED CLUB - PORT

Autodromo Internacional Algarve - 4652 mtr.

911 Wörle Franz									Porsche 718 Cayman GT4 CS								
lap	Sect-1	Speed	Sect-2	Speed	Sect-3	Speed	TopSpeed	laptime pit	lap	Sect-1	Speed	Sect-2	Speed	Sect-3	Speed	Topspeed	laptime pit
1	Pit Out		42.549	103.2	47.212			2:08.525	21	39.571		42.116	100.0	Pit In		235.3	2:16.394
2	38.983		40.022	103.7	45.899		233.8	2:04.904	22	Pit Out						1:54.48.758	
3	39.698		40.363	109.5	43.987		217.3	2:04.048	23							231.3	2:02.519
4	37.261		39.071	111.9	43.684		244.3	2:00.016	24							242.7	1:57.114
5	37.068		38.531	101.3	44.677		<u>247.7</u>	2:00.276	25		Pit In			Pit In		243.8	2:06.899
6	37.916		39.742	109.1	Pit In		238.9	2:17.395	26	Pit Out							4:21.949
7	Pit Out		44.482	93.6	49.106		51:12.690		27							240.0	1:58.613
8	40.568		40.325	95.9	45.670		209.3	2:06.563	28							213.9	2:01.062
9	38.521		39.090	102.2	44.242		232.8	2:01.853	29		Pit In			Pit In		241.1	2:07.390
10	37.765		39.674	101.5	44.530		240.0	2:01.969	30	Pit Out							3:02.502
11	38.011		44.647	87.0	Pit In		239.5	2:28.818	31							214.3	2:03.047
12	Pit Out		38.121	108.4	42.885			3:54.018	32							236.8	1:57.206
13	37.637		38.530	<u>114.0</u>	43.125		242.2	1:59.292	33							242.2	1:57.887
14	37.315		37.652	112.4	43.107		242.2	1:58.074	34							243.2	<u>1:56.323</u>
15	37.145		38.029	105.7	Pit In		243.2	2:11.052	35		Pit In			Pit In		243.8	2:13.594
16	Pit Out		39.561	112.9	43.191			3:58.528	36	Pit Out							5:33.618
17	37.199		37.578	107.6	42.845		241.1	1:57.622	37							242.7	1:57.297
18	40.802		37.497	111.1	43.038		204.9	2:01.337	38							242.7	1:58.112
19	<u>36.759</u>		<u>37.191</u>	113.3	<u>42.579</u>		245.5	1:56.529	39		Pit In			Pit In		242.2	2:12.665
20	37.259		37.303	111.3	42.827		246.0	1:57.389	40								

912 Wörle Sepp									Porsche								
lap	Sect-1	Speed	Sect-2	Speed	Sect-3	Speed	TopSpeed	laptime pit	lap	Sect-1	Speed	Sect-2	Speed	Sect-3	Speed	Topspeed	laptime pit
1	Pit Out		49.226	81.1	55.070			2:33.526	24	44.465		48.984	88.2	53.632		175.0	2:27.081
2	46.869		47.247	94.7	53.259		166.2	2:27.375	25	49.575		49.339	85.6	58.996		153.8	2:37.910
3	44.523		44.433	88.1	Pit In		192.2	2:29.528	26	47.720		46.835	93.5	54.135		184.0	2:28.690
4	Pit Out		56.256	72.8	59.982		53:02.527		27	47.917		50.676	84.6	Pit In		151.5	2:48.668
5	53.039		49.022	87.9	55.711		157.2	2:37.772	28	Pit Out		47.627	87.1	55.901		173.1	2:49.564
6	49.532		46.890	92.5	55.870		159.8	2:32.292	29	47.428		46.642	82.9	53.637		173.1	2:27.707
7	47.838		46.289	86.8	54.941		176.8	2:29.068	30	47.674		46.461	84.8	52.679		158.6	2:26.814
8	50.742		45.894	82.3	59.834		152.3	2:36.470	31	46.618		46.223	85.7	52.017		168.5	2:24.858
9	44.336		50.339	87.0	58.068		186.2	2:32.743	32	46.714		45.172	92.6	53.397		157.4	2:25.283
10	46.811		46.223	89.8	Pit In		168.0	2:37.517	33	47.350		46.362	83.5	52.594		167.7	2:26.306
11	Pit Out		51.576	86.7	58.198			5:43.848	34	45.635		44.632	87.6	55.162		180.9	2:25.429
12	48.204		48.205	84.2	58.793		152.1	2:35.202	35	45.900		46.378	90.8	Pit In		170.6	2:41.801
13	49.335		48.403	77.2	54.732		156.3	2:32.470	36	Pit Out		40.824	99.0	45.555		1:56:40.033	
14	49.712		48.816	81.2	53.038		159.1	2:31.566	37	39.003		39.141	107.9	44.755		246.6	2:02.899
15	50.365		46.455	82.5	1:01.286		146.9	2:38.106	38	37.831		39.376	113.8	44.871		249.4	2:02.078
16	51.687		49.717	78.3	55.872		159.8	2:37.276	39	<u>37.598</u>		39.325	107.2	<u>44.735</u>		<u>252.3</u>	<u>2:01.658</u>
17	48.515		47.122	85.6	57.640		171.4	2:33.277	40	37.640		41.518	97.1	Pit In		246.0	2:22.994
18	48.706		48.820	83.1	55.721		160.2	2:33.247	41	Pit Out		38.639	112.9	45.428			3:56.119
19	51.932		49.495	98.6	Pit In		158.6	2:51.902	42	38.428		<u>38.479</u>	<u>121.8</u>	45.788		246.0	2:02.695
20	Pit Out		51.236	82.8	57.799			46:30.184	43	39.644		38.897	110.2	45.012		240.0	2:03.553
21	55.650		48.856	86.8	58.614		124.1	2:43.120	44	37.646		39.114	107.9	45.223		243.2	2:01.983
22	48.120		48.775	81.5	58.166		166.2	2:35.061	45	38.526		42.901	94.0	Pit In		236.3	2:29.651
23	45.302		47.842	78.4	56.406		189.1	2:29.550	46								

913 Hook / Volz Christian / Alex									Ferrari 488 GT3								
lap	Sect-1	Speed	Sect-2	Speed	Sect-3	Speed	TopSpeed	laptime pit	lap	Sect-1	Speed	Sect-2	Speed	Sect-3	Speed	Topspeed	laptime pit
1	Pit Out		40.116	98.5	48.820			2:09.242	40	Pit Out		37.233	99.6	42.532		1:59:01.821	
2	37.574		35.933	117.8	42.140		221.8	1:55.647	41	34.146		34.446	115.5	43.227		248.8	1:51.819
3	34.466		34.929	113.4	39.812		255.3	1:49.207	42	35.059		33.778	111.9	39.096		251.2	1:47.933
4	37.291		37.017	109.2	Pit In		211.8	2:07.102	43	33.230		33.223	116.6	38.864		252.3	1:45.317
5	Pit Out		34.523	121.9	40.324			3:52.305	44	32.820		<u>33.058</u>	112.7	38.617		255.9	1:44.495
6	34.115		34.306	121.1	39.258		259.0	1:47.679	45	32.974		33.217	111.2	38.881		254.7	1:45.072
7	33.868		34.347	125.1	40.039		259.0	1:48.254	46	33.649		33.499	109.6	39.630		253.5	1:46.778
8	33.621		34.778	<u>128.3</u>	41.682		259.6	1:50.081	47	33.409		33.492	107.8	39.501		251.7	1:46.402
9	33.486		33.966	120.7	39.417		257.8	1:46.869	48	33.731		33.633	101.7	Pit In		254.1	1:56.264
10	33.339		33.665	124.0	39.730		259.6	1:46.734	49	Pit Out							4:48.237
11	35.145		34.775	128.0	Pit In		<u>260.9</u>	1:58.207	50	32.551						254.7	1:44.138
12	Pit Out		36.509	108.0	40.995			1:05:25.121	51	<u>32.302</u>						254.7	1:43.437
13	34.294		35.453	112.0	40.019		258.4	1:49.766	52	32.820						254.7	1:47.841
14	33.392		33.663	114.3	39.264		259.0	1:46.319	53	32.411						255.3	1:44.099
15	33.162		33.645	120.0	39.235		259.0	1:46.042	54	32.516						257.1	1:43.675
16	33.004		33.613	116.3	39.076		<u>260.9</u>	1:45.693	55	32.512						256.5	1:43.643
17	33.245		33.525	118.4	39.244		258.4	1:46.014	56	32.554		Pit In		Pit In		256.5	1:53.881



## EUROPEAN SPEED CLUB - PORTIMÃO

Autódromo Internacional do Algarve

EUROPEAN SPEED CLUB

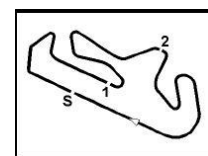
5 - 6 October 2020

Laps and Sector Times - EUROPEAN SPEED CLUB - PORT

Autodromo Internacional Algarve - 4652 mtr.

18	33.210	33.833	114.8	39.206	<u>260.9</u>	1:46.249	57	Pit Out				5:17.907
19	32.970	33.418	113.9	38.607	259.6	1:44.995	58	35.332	Pit In	Pit In	255.9	2:11.389
20	33.019	34.103	114.9	Pit In	<u>260.9</u>	1:55.055	59	Pit Out				51:16.223
21	Pit Out	34.487	94.9	40.010		9:51.143	60				254.7	1:48.171
22	33.235	33.923	102.3	38.932	259.0	1:46.090	61				254.7	1:45.336
23	32.905	33.878	98.5	43.193	260.2	1:49.976	62				257.1	1:46.436
24	33.881	33.376	91.5	39.172	254.7	1:46.429	63				258.4	1:45.240
25	33.008	33.488	105.1	39.150	257.8	1:45.646	64				257.8	1:43.122
26	33.413	33.606	100.5	38.881	256.5	1:45.900	65				258.4	1:42.789
27	33.748	33.657	102.4	Pit In	256.5	1:56.394	66		Pit In	Pit In	256.5	1:53.526
28	Pit Out	37.544	96.1	41.858		56:22.965	67	Pit Out				6:07.154
29	34.731	34.759	105.6	39.143	255.3	1:48.633	68				255.9	1:42.977
30	33.198	33.545	103.1	<u>38.461</u>	257.8	1:45.204	69				257.8	<u>1:42.310</u>
31	33.274	33.621	106.1	39.155	260.2	1:46.050	70		Pit In	Pit In	259.6	1:54.976
32	33.144	33.505	106.9	38.671	257.8	1:45.320	71	Pit Out				6:29.427
33	33.633	33.901	110.9	Pit In	260.2	1:58.213	72				250.6	1:47.499
34	Pit Out	33.936	104.2	39.912		4:51.400	73				251.2	1:46.733
35	33.262	34.493	108.8	40.302	258.4	1:48.057	74				250.6	1:46.538
36	33.277	33.697	109.1	39.421	258.4	1:46.395	75				251.2	1:45.909
37	33.777	33.755	107.2	39.387	255.3	1:46.919	76				251.2	1:46.803
38	33.964	34.946	104.8	39.349	257.1	1:48.259	77		Pit In	Pit In	250.6	2:05.520
39	33.766	34.365	100.3	Pit In	257.8	1:56.435	78					

915		Scheuchner Paul																	
lap	Sect-1	Speed	Sect-2	Speed	Sect-3	Speed	TopSpeed	laptime	pit	lap	Sect-1	Speed	Sect-2	Speed	Sect-3	Speed	TopSpeed	laptime	pit
1	Pit Out		38.369	107.6	42.196			1:58.700		41	Pit Out		34.967	116.8	39.243			55:03.232	
2	35.302		33.764	122.0	40.205		249.4	1:49.271		42	33.562		35.363	131.1	38.021		251.7	1:46.946	
3	33.246		32.637	129.0	37.528		251.2	1:43.411		43	36.785		34.360	133.2	37.935		254.1	1:49.080	
4	32.342		32.245	130.9	37.089		255.3	1:41.676		44	32.301		32.323	<u>139.0</u>	37.807		254.7	1:42.431	
5	31.834		32.429	126.8	37.877		257.8	1:42.140		45	32.143		32.422	138.6	37.529		255.9	1:42.094	
6	32.022		32.468	128.3	38.525		258.4	1:43.015		46	31.950		32.387	138.5	37.559		257.1	1:41.896	
7	34.723		34.968	104.5	38.413		255.9	1:48.104		47	32.870		32.724	130.6	37.470		257.8	1:43.064	
8	33.634		33.234	125.0	36.982		256.5	1:43.850		48	32.896		33.508	125.6	Pit In		<u>259.6</u>	1:59.137	
9	31.948		32.441	125.4	37.042		257.1	1:41.431		49	Pit Out		33.087	128.3	37.455			5:22.168	
10	31.871		31.933	128.0	37.079		257.8	1:40.883		50	32.421		33.288	132.2	37.231		254.7	1:42.940	
11	32.792		32.639	128.4	Pit In		259.0	1:51.028		51	31.986		32.112	135.3	37.237		254.7	1:41.335	
12	Pit Out		33.040	126.9	37.310			8:29.316		52	32.196		7:00.942	50.2	Pit In		254.1	9:26.973	
13	31.951		32.219	130.3	36.868		254.1	1:41.038		53	Pit Out		36.207	112.9	40.562			1:55:12.429	
14	31.891		33.446	134.3	38.099		255.3	1:43.436		54	34.056		33.307	126.5	38.075			1:45.438	
15	32.300		34.459	114.6	39.079		257.1	1:45.838		55	32.891		33.086	125.7	37.974			1:43.951	
16	33.056						254.7	1:42.121		56	32.700		33.432	131.7	39.892			1:46.024	
17	31.853		32.037	128.4	37.213		257.1	1:41.103		57	32.741		32.536	130.3	37.817			1:43.094	
18	32.058		32.067	133.8	37.394		257.1	1:41.519		58	32.668		32.689	124.1	37.586			1:42.943	
19	37.351		36.201	113.4	Pit In		208.5	2:04.730		59	34.463		32.579	129.0	37.617			1:44.659	
20	Pit Out		37.926	103.7	40.097			59:38.862		60	32.382		32.917	128.3	37.450			1:42.749	
21	33.817		33.814	120.1	38.223		248.3	1:45.854		61	32.338		32.901	128.3	Pit In			1:53.434	
22	32.882		33.048	121.9	37.922		252.3	1:43.852		62	Pit Out							5:46.907	
23	32.388		32.772	123.3	37.812		254.1	1:42.972		63	32.317							1:41.841	
24	32.340		32.440	126.6	37.246		253.5	1:42.026		64	32.254							1:42.074	
25	31.871		32.553	123.7	37.029		255.3	1:41.453		65	33.847		Pit In		Pit In			1:57.441	
26	31.880		32.183	127.5	36.931		255.3	1:40.994		66	Pit Out							5:50.131	
27	31.855		32.173	129.3	36.850		255.9	1:40.878		67	32.322							1:42.269	
28	32.569		33.433	121.8	Pit In		258.4	1:52.707		68	33.272							1:43.407	
29	Pit Out		34.621	122.6	38.528			5:56.244		69	32.649							1:43.297	
30	33.157		34.332	120.1	37.444		251.2	1:44.933		70	32.564		Pit In		Pit In			1:59.678	
31	31.926		32.406	121.2	36.725		254.7	1:41.057		71	Pit Out							51:27.392	
32	33.153		32.300	125.3	36.550		258.4	1:42.003		72								1:44.194	
33	31.651		32.107	125.9	<u>36.355</u>		257.1	1:40.113		73								1:44.164	
34	31.682		31.970	126.6	36.423		257.1	1:40.075		74								1:45.882	
35	31.620		31.967	126.9	36.391		256.5	1:39.978		75								1:42.057	
36	33.345		36.242	98.2	42.030		257.8	1:51.617		76								1:43.011	
37	31.630		32.018	121.9	36.619		257.1	1:40.267		77								1:41.224	
38	32.578		32.969	122.3	36.986		252.3	1:42.533		78								1:41.454	
39	<u>31.535</u>		<u>31.723</u>	128.6	36.563		255.9	<u>1:39.821</u>		79								1:41.138	
40	34.020		34.586	117.0	Pit In		246.0	1:52.953		80			Pit In		Pit In			1:48.502	



## EUROPEAN SPEED CLUB - PORTIMÃO

Autódromo Internacional do Algarve

EUROPEAN SPEED CLUB

5 - 6 October 2020

Laps and Sector Times - EUROPEAN SPEED CLUB - PORT

Autodromo Internacional Algarve - 4652 mtr.

960 Mattschull Birthe									Mercedes AMG GT4								
lap	Sect-1	Speed	Sect-2	Speed	Sect-3	Speed	TopSpeed	laptime pit	lap	Sect-1	Speed	Sect-2	Speed	Sect-3	Speed	Topspeed	laptime pit
1	Pit Out		46.987	105.9	50.140			2:19.506	29	<u>33.963</u>		<u>34.233</u>	124.6	<u>40.162</u>		<u>259.0</u>	<u>1:48.358</u>
2	42.742		42.049	114.2	47.029		212.2	2:11.820	30	34.578		35.875	103.1	Pit In		258.4	2:02.825
3	37.539		39.960	120.4	45.502		244.9	2:03.001	31	Pit Out		38.405	112.3	46.611			15:18.360
4	36.862		37.859	123.7	44.144		249.4	1:58.865	32	36.187		36.904	117.4	46.108		251.7	1:59.199
5	36.723		37.019	117.6	43.385		254.7	1:57.127	33	36.552		37.107	118.4	44.820		251.7	1:58.479
6	36.930		38.934	106.7	Pit In		255.9	2:09.008	34	35.961		36.327	117.3	43.422		252.3	1:55.710
7	Pit Out		40.480	107.5	45.394			12:36.352	35	44.266		45.875	102.0	Pit In		182.1	2:27.410
8	37.079		37.027	120.9	43.484		252.3	1:57.590	36	Pit Out		41.265	97.3	47.210			1:23:46.225
9	35.817		36.044	119.7	42.819		255.9	1:54.680	37	37.084		37.650	110.4	44.678		250.0	1:59.412
10	35.312		36.303	127.1	44.030		254.7	1:55.645	38	38.391		36.824	117.1	43.487		252.9	1:58.702
11	35.742		36.173	126.9	42.429		249.4	1:54.344	39	35.608		37.299	112.9	43.142		254.7	1:56.049
12	35.545		35.618	125.9	42.361		257.8	1:53.524	40	35.947		36.872	114.9	Pit In		253.5	2:04.103
13	35.666		37.740	119.7	Pit In		258.4	2:04.814	41	Pit Out		40.498	97.9	45.040			10:34.578
14	Pit Out		38.989	111.6	43.983			3:25.683	42	38.456		39.282	107.0	45.475		248.8	2:03.213
15	36.486		36.362	124.0	Pit In		257.8	2:02.993	43	37.205		37.629	105.7	42.375		245.5	1:57.209
16	Pit Out		40.144	114.5	45.064			52:39.337	44	36.419		37.007	104.3	41.841		254.1	1:55.267
17	36.833		37.909	104.9	43.243		250.6	1:57.985	45	35.786		36.500	111.6	42.142		256.5	1:54.428
18	36.028		36.670	117.0	42.926		254.7	1:55.624	46	36.071		36.951	106.8	Pit In		255.3	2:04.828
19	36.129		37.957	116.0	Pit In		254.1	2:06.131	47	Pit Out							54:13.231
20	Pit Out		37.632	118.7	44.114			4:04.194	48							244.3	1:59.332
21	35.925		36.583	113.3	44.488		257.1	1:56.996	49							256.5	1:58.094
22	36.264		36.226	118.0	42.210		247.1	1:54.700	50							254.7	1:57.696
23	35.881		37.055	118.2	Pit In		257.1	2:05.366	51							250.6	1:58.240
24	Pit Out		34.915	118.6	40.435			16:27.852	52							255.9	1:54.855
25	34.282		34.298	126.8	42.939		255.9	1:51.519	53							258.4	1:58.374
26	34.519		37.795	114.8	Pit In		257.8	2:03.928	54							255.3	1:54.185
27	Pit Out		34.547	<u>127.7</u>	40.993			6:56.586	55			Pit In		Pit In		255.3	2:05.268
28	34.499		34.739	127.1	40.298		255.9	1:49.536	56								

985 CAR 5 - ESC McLaren 540C									ESC McLaren 540C								
lap	Sect-1	Speed	Sect-2	Speed	Sect-3	Speed	TopSpeed	laptime pit	lap	Sect-1	Speed	Sect-2	Speed	Sect-3	Speed	Topspeed	laptime pit
1	Pit Out		52.944	85.1	1:01.972			2:43.873	31	<u>41.836</u>		<u>41.241</u>	97.6	<u>48.264</u>		201.1	<u>2:11.341</u>
2	48.717		51.622	82.8	57.098		172.2	2:37.437	32	42.864		42.682	101.2	Pit In		198.5	2:22.755
3	47.838		48.172	80.1	Pit In		176.2	2:40.937	33	Pit Out		49.755	80.1	55.457			5:01.342
4	Pit Out		47.285	96.8	50.511			4:18.022	34	51.860		46.919	81.7	53.821		177.3	2:32.600
5	42.568		46.524	97.2	49.954		216.0	2:19.046	35	50.322		50.583	86.4	59.615		144.4	2:40.520
6	44.049		44.398	92.1	50.514		200.0	2:18.961	36	45.035		46.855	84.2	Pit In		179.7	2:41.702
7	42.933		45.967	95.0	Pit In		<u>218.6</u>	2:32.798	37	Pit Out		43.586	90.5	50.614			4:10.854
8	Pit Out		44.323	96.5	50.654			5:33.349	38	42.804		42.966	95.0	Pit In		208.1	2:24.776
9	42.628		47.757	97.3	49.055		191.5	2:19.440	39	Pit Out		48.282	84.1	57.337			4:18.837
10	43.940		42.763	90.0	Pit In		206.5	2:27.602	40	50.044		48.857	75.5	53.695		169.8	2:32.596
11	Pit Out		45.842	84.4	51.432			6:27.084	41	45.878		47.839	79.2	55.679		181.2	2:29.396
12	43.278		46.098	82.6	55.824		204.5	2:25.200	42	47.095		48.947	74.3	55.656		168.2	2:31.698
13	44.500		46.643	<u>103.1</u>	51.517		212.6	2:22.660	43	48.109		48.833	87.2	Pit In		175.0	2:49.840
14	42.688		44.471	79.5	Pit In		198.5	2:35.133	44	Pit Out							54:58.729
15	Pit Out		51.154	79.0	55.191			52:19.927	45							170.9	2:24.391
16	44.039		46.152	84.1	51.337		183.7	2:21.528	46							140.6	2:34.150
17	44.143		45.957	84.4	52.206		208.1	2:22.306	47							147.3	2:29.625
18	46.534		50.921	85.4	50.801		195.7	2:28.256	48							159.5	2:22.551
19	45.362		47.629	80.7	51.284		196.0	2:24.275	49			Pit In		Pit In		157.0	2:49.831
20	43.539		46.266	79.1	Pit In		210.9	2:40.496	50	Pit Out							3:05.392
21	Pit Out		46.137	91.5	51.429			5:31.367	51							169.3	2:23.960
22	43.966		44.204	94.2	50.392		181.2	2:18.562	52							179.4	2:22.911
23	43.858		42.754	92.4	49.309		173.9	2:15.921	53							175.3	2:23.835
24	41.911		44.018	86.7	49.499		192.5	2:15.428	54							155.8	2:24.651
25	42.648		42.736	87.9	52.955		168.2	2:18.339	55							178.2	2:22.092
26	42.947		45.966	95.0	49.965		195.3	2:18.878	56							192.5	2:21.511
27	43.195		42.919	91.0	49.143		209.3	2:15.257	57							184.0	2:23.382
28	42.327		44.226	88.0	51.881		180.9	2:18.434	58							192.9	2:21.422
29	43.208		49.307	91.1	Pit In		186.9	2:43.733	59			Pit In		Pit In		159.5	3:01.927
30	Pit Out		49.185	83.7	52.837			1:51:45.903	60								