

EUROPEAN SPEED CLUB - PORTIMÃO

Autódromo Internacional do Algarve

EUROPEAN SPEED CLUB

5 - 6 October 2020

Laps and Sector Times - EUROPEAN SPEED CLUB - PORT

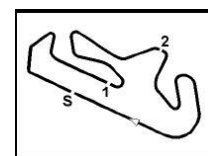
Autodromo Internacional Algarve - 4652 mtr.

2 CAR 1 - ESC Porsche 718 Cayman										ESC Porsche 718 Cayman									
lap	Sect-1	Speed	Sect-2	Speed	Sect-3	Speed	TopSpeed	laptime	pit	lap	Sect-1	Speed	Sect-2	Speed	Sect-3	Speed	Topspeed	laptime	pit
1	Pit Out		1:06.093	63.6	1:10.556			3:23.362		17	48.338		47.623	87.5	54.312		172.0	2:30.273	
2	58.531		55.354	78.7	1:03.419		146.7	2:57.304		18	50.074		48.801	79.2	52.171		137.6	2:31.046	
3	53.113		53.674	79.7	1:00.489		169.3	2:47.276		19	44.463		45.829	81.1	59.288		196.0	2:29.580	
4	52.163		53.242	74.9	57.619		169.3	2:43.024		20	44.637		51.674	86.5	52.700		<u>204.2</u>	2:29.011	
5	51.664		1:00.034	81.7	56.731		174.5	2:48.429		21	44.882		44.616	74.9	50.353		181.5	2:19.851	
6	49.926		49.074	94.8	56.040		187.2	2:35.040		22	47.242		49.953	75.1	56.770		<u>204.2</u>	2:33.965	
7	48.271		48.044	90.5	55.209		194.2	2:31.524		23	43.649		<u>43.050</u>	90.1	50.467		<u>204.2</u>	2:17.166	
8	47.507		49.052	90.6	Pit In		191.5	2:44.812		24	43.309		44.805	84.2	50.400		196.4	2:18.514	
9	Pit Out		46.791	92.3	52.966			6:28.191		25	<u>43.075</u>		43.551	92.0	54.045		197.4	2:20.671	
10	46.344		54.798	90.7	56.264		188.2	2:37.406		26	47.939		48.309	82.8	51.886		169.5	2:28.134	
11	51.332		52.990	85.6	53.517		148.4	2:37.839		27	46.069		50.299	87.3	50.822		184.9	2:27.190	
12	46.880		46.476	<u>96.9</u>	51.882		187.5	2:25.238		28	45.630		47.288	84.8	<u>50.186</u>		188.8	2:23.104	
13	44.562		45.975	86.9	51.773		185.6	2:22.310		29	44.186		45.979	90.8	51.102		197.8	2:21.267	
14	43.417		44.190	95.6	50.940		191.8	2:18.547		30	46.893		46.172	81.6	51.389		184.9	2:24.454	
15	44.602		45.923	79.8	Pit In		182.4	2:41.401		31	45.361		46.042	76.8	Pit In		186.2	2:48.603	
16	Pit Out		51.301	73.6	56.596			51:33.302		32									

6 CAR 2 - ESC Porsche 992										ESC Porsche 992									
lap	Sect-1	Speed	Sect-2	Speed	Sect-3	Speed	TopSpeed	laptime	pit	lap	Sect-1	Speed	Sect-2	Speed	Sect-3	Speed	Topspeed	laptime	pit
1	Pit Out		1:06.511	64.6	1:10.571			3:24.099		17	48.153		48.127	89.5	54.482		171.4	2:30.762	
2	58.738		55.619	79.6	1:03.074		136.7	2:57.431		18	49.347		49.022	90.0	51.468		140.3	2:29.837	
3	53.092		53.938	83.9	1:00.216		172.2	2:47.246		19	43.988		46.701	83.6	59.507		179.4	2:30.196	
4	52.202		53.398	75.9	1:00.842		167.7	2:46.442		20	43.863		52.533	91.4	52.816		193.5	2:29.212	
5	51.839		1:00.628	82.4	55.678		177.3	2:48.145		21	44.467		44.502	91.4	<u>50.043</u>		191.8	2:19.012	
6	50.310		49.706	80.7	55.070		172.5	2:35.086		22	48.024		49.725	77.9	56.770		200.4	2:34.519	
7	48.540		48.785	81.8	53.730		189.5	2:31.055		23	<u>42.076</u>		<u>43.192</u>	96.9	52.521		<u>208.5</u>	2:17.789	
8	48.473		49.429	81.3	Pit In		174.5	2:49.650		24	43.125		44.263	94.5	50.326		193.2	<u>2:17.714</u>	
9	Pit Out		46.546	92.9	52.396			6:23.661		25	43.260		43.526	93.3	56.293		203.8	2:23.079	
10	46.563		55.444	87.7	54.447		178.5	2:36.454		26	49.117		48.556	94.0	51.756		139.9	2:29.429	
11	49.492		52.949	86.3	53.006		158.1	2:35.447		27	46.292		49.603	<u>98.2</u>	51.902		159.5	2:27.797	
12	47.470		46.311	87.2	51.614		194.2	2:25.395		28	45.402		46.772	94.3	52.080		168.8	2:24.254	
13	45.079		45.640	90.0	51.060		191.2	2:21.779		29	42.917		45.278	97.7	51.391		203.8	2:19.586	
14	44.216		43.680	95.6	50.601		192.5	2:18.497		30	47.226		45.448	88.1	51.099		185.9	2:23.773	
15	45.488		46.227	82.4	Pit In		184.0	2:40.187		31	46.149		45.630	96.3	Pit In		182.7	2:54.361	
16	Pit Out		52.346	82.9	56.630			51:34.852		32									

8 CAR 3 - ESC Porsche GT3										ESC Porsche GT3									
lap	Sect-1	Speed	Sect-2	Speed	Sect-3	Speed	TopSpeed	laptime	pit	lap	Sect-1	Speed	Sect-2	Speed	Sect-3	Speed	Topspeed	laptime	pit
1	Pit Out		49.404	75.2	55.988			2:37.433		16	Pit Out		41.547	84.8	Pit In			5:03.328	
2	47.523		47.898	84.8	54.921		174.2	2:30.342		17	Pit Out		42.451	94.2	48.286			47:37.586	
3	45.778		48.005	71.6	54.119		191.2	2:27.902		18	38.522		40.360	92.8	46.980		239.5	2:05.862	
4	46.721		47.281	85.4	53.303		188.8	2:27.305		19	39.815		39.758	95.3	47.122		243.8	2:06.695	
5	45.351		46.247	75.6	52.297		194.6	2:23.895		20	40.422		40.866	91.8	46.943		243.2	2:08.231	
6	46.430		47.253	82.4	52.162		192.5	2:25.845		21	39.091		39.877	91.9	46.946		243.8	2:05.914	
7	42.815		41.196	<u>105.1</u>	48.722		184.3	2:12.733		22	39.168		40.167	94.2	46.642		221.3	2:05.977	
8	40.217		43.806	87.1	52.858		234.8	2:16.881		23	39.430		39.379	91.8	46.846		<u>246.6</u>	2:05.655	
9	41.031		43.545	86.4	Pit In		235.8	2:24.541		24	39.382		42.018	93.4	Pit In		244.9	2:18.235	
10	Pit Out		41.295	94.7	48.477			5:38.337		25	Pit Out		40.022	94.2	47.169			4:06.096	
11	39.960		42.079	96.7	47.813		236.8	2:09.852		26	38.685		39.518	91.8	47.587		243.2	2:05.790	
12	39.290		43.035	95.0	48.106		241.1	2:10.431		27	<u>38.199</u>		39.144	99.5	47.377		245.5	<u>2:04.720</u>	
13	39.093		40.673	95.6	48.680		240.5	2:08.446		28	39.212		39.521	90.8	46.639		238.4	2:05.372	
14	38.744		40.969	94.1	<u>46.596</u>		244.3	2:06.309		29	38.487		<u>38.809</u>	96.0	47.970		238.4	2:05.266	
15	39.620		41.252	77.7	Pit In		242.7	2:17.950		30	38.749		39.811	91.9	Pit In		241.6	2:13.659	

9 CAR 4 - ESC Porsche GT3										ESC Porsche GT3									
lap	Sect-1	Speed	Sect-2	Speed	Sect-3	Speed	TopSpeed	laptime	pit	lap	Sect-1	Speed	Sect-2	Speed	Sect-3	Speed	Topspeed	laptime	pit
1	Pit Out		1:06.325	65.9	1:11.067			3:25.322		18	Pit Out		43.351	<u>105.0</u>	Pit In			4:49.663	
2	58.583		55.655	82.6	1:03.341		137.8	2:57.579		19	Pit Out		52.604	78.0	56.757			26:49.668	
3	52.516		54.247	81.9	1:00.498		172.5	2:47.261		20	47.986		48.069	90.0	54.329		183.1	2:30.384	
4	52.120		53.149	79.8	59.083		165.4	2:44.352		21	49.663		48.116	91.2	52.412		141.7	2:30.191	
5	51.689		1:00.011	85.9	56.816		170.3	2:48.516		22	43.507		46.219	82.1	59.812		195.3	2:29.538	
6	49.888		49.172	91.4	55.788		183.1	2:34.848		23	44.425		52.181	89.8	54.232		204.9	2:30.838	
7	48.281		48.146	89.6	55.233		196.0	2:31.660		24	44.551		44.158	92.6	50.329		193.9	2:19.038	
8	47.474		49.144	90.0	Pit In		190.8	2:42.020		25	47.900		49.886	74.7	56.868		204.5	2:34.654	
9	Pit Out		46.821	92.5	52.799			6:30.834		26	41.859		43.471	98.4	52.562		213.0	2:17.892	
10	46.507		54.964	87.4	56.021		193.2	2:37.492		27	42.948		44.321	94.2	50.108		203.0	<u>2:17.377</u>	


EUROPEAN SPEED CLUB - PORTIMÃO

Autódromo Internacional do Algarve

EUROPEAN SPEED CLUB

5 - 6 October 2020

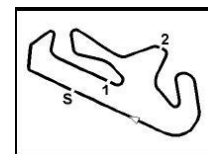
Laps and Sector Times - EUROPEAN SPEED CLUB - PORT

Autodromo Internacional Algarve - 4652 mtr.

11	49.599	52.586	87.4	53.461	170.1	2:35.646	28	43.259	43.635	94.7	55.371	205.7	2:22.265
12	47.277	45.891	94.4	52.195	203.4	2:25.363	29	47.920	48.120	89.2	52.412	174.2	2:28.452
13	44.506	45.339	94.7	51.814	204.2	2:21.659	30	45.581	50.230	94.0	51.424	192.5	2:27.235
14	43.504	43.578	99.4	51.462	198.2	2:18.544	31	45.378	46.581	91.9	50.441	195.3	2:22.400
15	45.495	45.359	92.8	Pit In	185.2	2:35.953	32	44.508	45.401	97.1	51.994	195.3	2:21.903
16	Pit Out	40.516	95.2	<u>45.765</u>		17:41.466	33	46.429	45.494	92.5	52.152	189.8	2:24.075
17	<u>38.536</u>	<u>39.074</u>	94.2	Pit In	<u>224.5</u>	2:18.228	34	45.314	45.868	84.8	Pit In	191.2	2:46.328

33 Breitmeier Eckhard										Ferrari 458 GT3									
lap	Sect-1	Speed	Sect-2	Speed	Sect-3	Speed	TopSpeed	laptime	pit	lap	Sect-1	Speed	Sect-2	Speed	Sect-3	Speed	Topspeed	laptime	pit
1	Pit Out		44.824	99.3	51.110			2:20.122		31	35.504		36.157	93.8	42.161		252.3	1:53.822	
2	40.712		40.873	97.3	47.172		218.2	2:08.757		32	35.139		36.279	94.9	42.310		258.4	1:53.728	
3	37.736		38.870	91.9	Pit In		250.0	2:13.025		33	35.267		36.782	96.9	42.648		254.7	1:54.697	
4	Pit Out		39.776	103.4	45.287			3:05.689		34	35.176		36.080	98.2	42.294		243.2	1:53.550	
5	37.853		38.377	102.0	46.037		244.9	2:02.267		35	35.122		36.893	89.8	41.960		259.0	1:53.975	
6	38.482		39.109	97.8	44.588		248.3	2:02.179		36	35.622		35.956	102.4	41.308		254.1	1:52.886	
7	37.638		38.299	110.7	45.049		226.4	2:00.986		37	34.865		35.216	107.7	41.001		259.0	1:51.082	
8	37.024		37.253	105.8	44.382		251.2	1:58.659		38	35.036		35.434	101.7	41.243		257.1	1:51.713	
9	36.468		37.769	109.1	44.783		255.9	1:59.020		39	34.977		35.844	99.7	41.594		258.4	1:52.415	
10	36.890		37.929	104.7	43.639		257.1	1:58.458		40	34.824		36.101	92.0	41.370		259.6	1:52.295	
11	36.459		37.176	102.5	43.803		255.3	1:57.438		41	37.912		38.412	91.8	Pit In		251.7	2:11.253	
12	36.138		37.186	107.4	43.320		251.7	1:56.644		42	Pit Out		43.738	85.2	47.637			51:28.937	
13	36.309		37.481	94.7	42.714		255.3	1:56.504		43	37.086		37.138	100.6	Pit In		250.0	2:07.248	
14	36.175		36.987	107.0	43.383		255.3	1:56.545		44	Pit Out		37.549	101.5	42.877			11:02.790	
15	36.148		36.745	100.4	43.387		255.9	1:56.280		45	34.829		35.406	100.7	41.399		254.1	1:51.634	
16	35.848		36.420	105.5	43.251		255.3	1:55.519		46	34.813		35.910	104.3	40.935		254.1	1:51.658	
17	36.379		36.898	104.3	44.528		257.1	1:57.805		47	34.683		35.430	102.3	40.395		257.8	1:50.508	
18	35.974		36.338	105.1	43.195		255.3	1:55.507		48	34.928		35.502	100.7	40.736		257.1	1:51.166	
19	35.603		35.744	103.5	42.247		255.3	1:53.594		49	34.889		35.627	100.4	41.155		259.6	1:51.671	
20	35.531		36.367	100.8	42.132		256.5	1:54.030		50	34.498		35.587	97.2	41.390		257.8	1:51.475	
21	35.344		36.351	100.7	43.004		257.1	1:54.699		51	35.164		34.789	107.6	<u>40.010</u>		251.2	1:49.963	
22	35.315		36.066	106.9	42.711		253.5	1:54.092		52	37.677		35.558	96.9	41.490		243.8	1:54.725	
23	35.685		36.787	95.3	Pit In		254.7	2:05.363		53	<u>34.256</u>		35.578	93.9	40.925		255.3	1:50.759	
24	Pit Out		39.805	97.6	46.368			1:04:18.515		54	34.483		37.398	99.2	44.474		259.6	1:56.355	
25	36.966		37.074	109.0	44.903		249.4	1:58.943		55	34.926		35.153	103.6	40.885		258.4	1:50.964	
26	35.252		36.345	101.9	42.724		253.5	1:54.321		56	34.415		35.444	95.0	40.638		259.6	1:50.497	
27	35.621		36.183	102.1	43.138		254.7	1:54.942		57	34.370		<u>34.735</u>	<u>112.6</u>	40.422		256.5	1:49.527	
28	35.623		35.997	96.8	42.253		257.1	1:53.873		58	34.256		34.859	103.8	40.214		<u>260.2</u>	<u>1:49.329</u>	
29	35.055		35.891	98.0	42.479		256.5	1:53.425		59	40.835		40.369	87.5	Pit In		220.0	2:18.944	
30	35.097		36.683	98.8	42.431		255.3	1:54.211		60									

55 Mattschull Alexander										LMP3									
lap	Sect-1	Speed	Sect-2	Speed	Sect-3	Speed	TopSpeed	laptime	pit	lap	Sect-1	Speed	Sect-2	Speed	Sect-3	Speed	Topspeed	laptime	pit
1	Pit Out		41.302	101.4	45.156			2:09.290		34	32.528		35.562	105.2	39.349		<u>263.4</u>	1:47.439	
2	39.465		38.792	116.0	43.528		231.8	2:01.785		35	31.532		32.749	111.1	37.053		259.0	1:41.334	
3	37.379		37.662	100.8	41.127		243.8	1:56.168		36	31.722		32.322	119.3	36.856		258.4	1:40.900	
4	36.281		36.470	103.6	40.901		251.2	1:53.652		37	42.244		33.394	112.6	37.708		257.8	1:53.346	
5	35.056		35.696	103.6	39.573		254.1	1:50.325		38	32.632		33.302	106.0	Pit In		257.8	1:50.866	
6	34.307		34.578	118.8	38.940		254.7	1:47.825		39	Pit Out		33.432	116.0	37.338			9:11.516	
7	34.281		35.553	115.1	38.552		254.7	1:48.386		40	32.268		32.493	117.4	37.361		261.5	1:42.122	
8	40.357		34.173	119.7	38.964		255.9	1:53.494		41	42.993		32.985	111.1	36.676		257.1	1:52.654	
9	33.438		33.878	106.1	38.261		255.9	1:45.577		42	31.836		32.433	112.9	36.944		256.5	1:41.213	
10	33.033		33.620	111.3	38.813		259.0	1:45.466		43	31.546		32.471	113.8	<u>36.438</u>		259.0	1:40.455	
11	32.973		34.026	102.0	Pit In		254.1	1:54.266		44	32.587		34.469	107.2	36.923		260.9	1:43.979	
12	Pit Out		34.487	114.8	38.606			6:33.746		45	31.407		32.473	113.4	37.136		259.0	1:41.016	
13	33.193		33.719	116.9	37.836		247.7	1:44.748		46	31.560		32.614	112.0	Pit In		256.5	1:52.118	
14	32.141		32.877	117.1	37.529		258.4	1:42.547		47	Pit Out		37.274	95.7	41.391			55:27.770	
15	32.609		32.932	118.9	39.429		259.0	1:44.970		48	34.113		34.046	109.0	38.500		252.3	1:46.659	
16	32.469		34.386	<u>125.1</u>	39.754		257.8	1:46.609		49	32.116		32.857	115.3	37.383		254.7	1:42.356	
17	32.562		32.584	121.1	39.278		257.8	1:44.424		50	32.985		32.569	114.6	39.219		255.3	1:44.773	
18	34.261		33.871	114.3	51.232		256.5	1:59.364		51	31.838		32.402	117.9	37.746		249.4	1:41.986	
19	33.247		32.957	113.6	37.893		251.2	1:44.097		52	32.173		32.277	118.6	38.934		257.1	1:43.384	
20	32.327		33.831	109.3	38.643		257.8	1:44.801		53	31.778		32.578	123.9	37.389		257.1	1:41.745	
21	32.498		32.978	116.0	36.998		254.1	1:42.474		54	31.771		31.998	118.4	39.774		257.8	1:43.543	
22	31.943		32.481	119.7	36.992		257.8	1:41.416		55	40.763		33.816	117.1	Pit In		254.7	2:01.443	
23	33.821		33.382	108.2	38.882		257.8	1:46.085		56	Pit Out		34.885	106.9	38.245			5:07.875	
24	31.962		32.317	118.8	37.384		257.1	1:41.663		57	31.913		32.590	110.3	58.626		250.0	2:03.129	
25	36.586		33.666	107.0	40.058		259.0	1:50.310		58	32.375		32.474	124.3	38.704		248.8	1:43.553	


EUROPEAN SPEED CLUB - PORTIMÃO

Autódromo Internacional do Algarve

EUROPEAN SPEED CLUB

5 - 6 October 2020

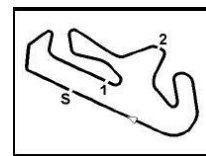
Laps and Sector Times - EUROPEAN SPEED CLUB - PORT

Autodromo Internacional Algarve - 4652 mtr.

26	32.316	32.504	115.6	38.974	251.7	1:43.794	59	32.151	32.800	113.3	37.453	255.3	1:42.404
27	31.676	32.208	118.3	36.773	257.1	1:40.657	60	35.939	33.389	113.2	37.197	256.5	1:46.525
28	31.650	32.448	118.4	38.162	259.0	1:42.260	61	31.775	32.474	120.9	37.592	257.8	1:41.841
29	32.553	32.976	106.8	Pit In	256.5	1:53.177	62	31.805	32.438	113.0	36.929	257.8	1:41.172
30	Pit Out	36.769	97.3	40.102		53:31.470	63	31.692	32.820	117.5	38.514	259.0	1:43.026
31	34.124	33.507	111.5	39.593	248.3	1:47.224	64	<u>31.341</u>	32.063	122.6	36.727	257.1	<u>1:40.131</u>
32	32.582	34.168	114.8	39.165	253.5	1:45.915	65	31.397	<u>31.797</u>	121.9	Pit In	259.0	1:53.514
33	32.193	32.558	123.3	38.089	257.8	1:42.840	66						

66 Weppler Stephan									LMP3										
lap	Sect-1	Speed	Sect-2	Speed	Sect-3	Speed	TopSpeed	laptime	pit	lap	Sect-1	Speed	Sect-2	Speed	Sect-3	Speed	Topspeed	laptime	pit
1	Pit Out		40.108	122.6	44.675			2:05.940		31	33.018		33.885	109.6	38.704		259.0	1:45.607	
2	36.607		36.364	121.6	40.552		223.6	1:53.523		32	32.924		33.376	125.6	38.182		260.9	1:44.482	
3	33.807		33.845	116.6	38.235		255.3	1:45.887		33	32.685		33.345	118.3	38.544		260.2	1:44.574	
4	32.518		32.933	122.4	Pit In		260.2	1:49.868		34	32.673		33.458	113.3	38.054		256.5	1:44.185	
5	Pit Out		33.869	108.8	38.379			3:30.173		35	36.412		34.685	110.9	Pit In		259.0	2:05.166	
6	32.075		32.384	126.2	39.251		260.9	1:43.710		36	Pit Out		34.009	102.3	39.788			11:58.120	
7	32.422		32.559	124.6	38.104		252.9	1:43.085		37	32.605		32.392	131.9	38.750		259.0	1:43.747	
8	32.090		35.903	110.0	38.999		259.0	1:46.992		38	32.467		32.400	126.8	36.926		258.4	1:41.793	
9	31.915		33.600	126.3	38.231		262.1	1:43.746		39	31.833		31.825	131.4	36.670		260.9	1:40.328	
10	31.591		32.008	134.0	36.814		260.9	1:40.413		40	31.555		31.828	132.7	36.493		262.8	1:39.876	
11	31.330		32.366	129.8	Pit In		262.8	1:47.128		41	33.234		34.305	116.3	Pit In		262.8	1:55.908	
12	Pit Out		34.420	118.4	39.062			5:39.273		42	Pit Out		36.931	108.3	41.013			52:52.839	
13	33.055		33.498	118.7	37.919		259.6	1:44.472		43	35.430		34.740	115.4	39.962		250.6	1:50.132	
14	31.774		33.343	117.9	37.400		259.6	1:42.517		44	34.688		33.943	113.8	38.493		252.3	1:47.124	
15	32.845		32.758	122.3	37.283		262.1	1:42.886		45	33.054		33.511	116.6	37.897		257.1	1:44.462	
16	32.921		35.057	129.5	37.000		263.4	1:44.978		46	32.692		33.529	119.7	38.234		259.6	1:44.455	
17	31.333		31.861	130.4	36.397		263.4	1:39.591		47	36.451		33.714	123.3	38.575		254.7	1:48.740	
18	32.497		31.963	127.7	Pit In		263.4	1:47.560		48	32.750		32.910	120.7	37.435		258.4	1:43.095	
19	Pit Out		34.508	114.3	38.310			3:11.831		49	32.217		32.717	121.9	37.387		260.9	1:42.321	
20	31.129		31.587	131.7	36.853		261.5	1:39.569		50	32.389		34.712	125.4	Pit In		260.2	1:56.104	
21	31.149		31.470	<u>135.3</u>	36.186		260.2	1:38.805		51	Pit Out		34.968	105.4	39.282			4:41.861	
22	39.198		32.323	131.1	36.819		262.1	1:48.340		52	33.489		33.620	110.1	38.525		256.5	1:45.634	
23	34.002		32.293	131.2	Pit In		<u>264.7</u>	1:50.165		53	33.171		33.130	118.9	39.625		255.3	1:45.926	
24	Pit Out		39.967	110.8	45.032			58:18.034		54	34.550		33.544	108.7	Pit In		252.3	1:53.171	
25	36.837		36.796	99.4	41.339		245.5	1:54.972		55	Pit Out		34.725	126.5	37.739			3:40.616	
26	35.152		35.767	105.6	40.300		247.1	1:51.219		56	31.304		31.903	131.4	36.294		261.5	1:39.501	
27	34.163		35.150	112.1	39.955		255.9	1:49.268		57	31.113		31.514	132.8	36.332		260.9	1:38.959	
28	34.119		34.672	98.9	39.366		252.9	1:48.157		58	<u>31.034</u>		31.579	127.4	36.333		262.1	1:38.946	
29	33.419		34.683	98.2	39.020		258.4	1:47.122		59	31.188		<u>31.389</u>	130.6	<u>35.967</u>		262.1	<u>1:38.544</u>	
30	33.413		34.267	103.3	38.637		258.4	1:46.317		60	32.794		33.004	121.6	Pit In		258.4	1:49.339	

88 Schumacher Josef									Ferrari 488 GT3										
lap	Sect-1	Speed	Sect-2	Speed	Sect-3	Speed	TopSpeed	laptime	pit	lap	Sect-1	Speed	Sect-2	Speed	Sect-3	Speed	Topspeed	laptime	pit
1	Pit Out		47.008	79.2	51.213			2:21.171		27	36.657		37.401	92.1	42.883		251.7	1:56.941	
2	42.537		43.638	101.3	49.855		205.3	2:16.030		28	38.972		38.307	110.7	42.561		230.8	1:59.840	
3	41.741		42.225	94.6	48.821		206.1	2:12.787		29	36.206		36.659	113.7	42.044		251.7	1:54.909	
4	40.809		40.890	96.6	47.348		217.3	2:09.047		30	35.788		36.783	92.3	42.693		251.7	1:55.264	
5	39.888		41.200	94.7	46.940		230.3	2:08.028		31	37.145		37.521	90.2	44.200		242.7	1:58.866	
6	39.115		40.311	106.6	46.315		250.6	2:05.741		32	37.189		37.344	95.7	43.018		257.1	1:57.551	
7	38.301		38.914	111.1	Pit In		241.1	2:14.345		33	36.964		37.722	89.0	43.470		259.6	1:58.156	
8	Pit Out		40.643	114.6	45.239			3:24.279		34	36.380		37.132	92.9	43.576		257.1	1:57.088	
9	36.594		37.193	101.9	43.628		252.3	1:57.415		35	36.242		36.938	97.4	Pit In		255.3	2:13.789	
10	36.494		38.343	113.2	44.700		254.1	1:59.537		36	Pit Out		40.391	92.1	45.656			54:22.519	
11	37.401		37.653	100.6	44.653		248.3	1:59.707		37	37.256		37.328	93.0	43.667		244.3	1:58.251	
12	38.335		37.165	101.0	43.619		185.9	1:59.119		38	36.566		36.669	99.9	42.413		255.9	1:55.648	
13	38.325		36.487	110.1	43.389		257.8	1:58.201		39	35.428		35.808	104.0	41.644		259.0	1:52.880	
14	37.386		37.640	99.6	43.966		249.4	1:58.992		40	35.308		35.526	105.6	41.566		254.1	1:52.400	
15	37.574		37.366	97.3	Pit In		258.4	2:21.815		41	35.000		35.717	99.5	Pit In		260.9	2:04.475	
16	Pit Out		38.345	112.1	43.403			3:35.694		42	Pit Out		36.300	99.6	41.273			3:13.205	
17	36.520		37.557	113.0	43.032		259.0	1:57.109		43	35.286		38.118	97.5	42.676		260.9	1:56.080	
18	36.828		37.572	112.0	43.914		252.3	1:58.314		44	35.445		36.272	96.3	41.279		254.7	1:52.996	
19	36.978		37.706	111.6	Pit In		248.3	2:13.385		45	35.958		36.242	102.1	43.516		259.6	1:55.716	
20	Pit Out		37.973	103.5	42.354			1:10:27.104		46	36.663		39.193	93.9	43.149		258.4	1:59.005	
21	34.357		34.898	111.1	40.133		259.0	1:49.388		47	36.301		36.572	102.1	41.800		256.5	1:54.673	
22	33.477		33.931	116.0	39.785		263.4	1:47.193		48	35.761		37.437	102.3	41.985		258.4	1:55.183	
23	33.592		<u>33.730</u>	119.6	<u>39.552</u>		263.4	1:46.874		49	35.238		35.486	103.6	41.121		257.1	1:51.845	
24	<u>33.317</u>		33.744	113.6	39.718		260.9	<u>1:46.779</u>		50	34.668		35.711	104.3	41.633		259.0	1:52.012	


EUROPEAN SPEED CLUB - PORTIMÃO

Autódromo Internacional do Algarve

EUROPEAN SPEED CLUB

5 - 6 October 2020

Laps and Sector Times - EUROPEAN SPEED CLUB - PORT

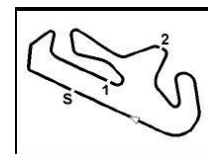
Autodromo Internacional Algarve - 4652 mtr.

25	33.526	34.022	<u>120.9</u>	Pit In	<u>266.0</u>	1:53.591	51	35.075	35.643	99.2	41.132	260.2	1:51.850
26	Pit Out	39.731	98.5	44.077		8:21.352	52	35.186	39.811	103.2	Pit In	260.9	2:13.011

190 Ehret Pierre										Car with Ch. Hook									
lap	Sect-1	Speed	Sect-2	Speed	Sect-3	Speed	TopSpeed	laptime	pit	lap	Sect-1	Speed	Sect-2	Speed	Sect-3	Speed	Topspeed	laptime	pit
1	Pit Out		48.125	100.7	54.329			2:28.219		20	Pit Out		39.221	113.7	43.554			1:18:32.643	
2	45.500		44.294	87.7	49.439		180.0	2:19.233		21	36.710		36.894	92.5	42.821		244.3	1:56.425	
3	39.866		41.814	110.7	47.703		212.2	2:09.383		22	37.961		38.201	110.2	41.766		242.2	1:57.928	
4	39.130		39.900	89.0	46.938		217.3	2:05.968		23	36.675		35.675	<u>127.2</u>	41.676		243.2	1:54.026	
5	37.447		37.842	114.9	43.570		247.1	1:58.859		24	35.353		35.434	121.9	41.649		247.7	1:52.436	
6	37.690		39.077	118.4	46.408		234.3	2:03.175		25	35.603		35.245	117.9	41.396		248.8	1:52.244	
7	37.227		37.521	110.0	44.172		242.2	1:58.920		26	35.488		35.173	114.9	41.344		247.7	1:52.005	
8	36.655		37.317	113.3	43.781		242.2	1:57.753		27	35.458		36.083	109.6	Pit In		246.6	2:07.068	
9	36.692		36.549	125.9	42.913		246.6	1:56.154		28	Pit Out		40.867	112.9	44.545			1:04:11.995	
10	36.457		37.227	121.1	42.677		245.5	1:56.361		29	37.418		36.235	117.8	41.895		236.8	1:55.548	
11	36.603		37.421	122.0	43.700		247.1	1:57.724		30	35.874		35.425	116.9	41.262		246.6	1:52.561	
12	36.596		37.028	126.8	42.373		243.8	2:05.997		31	35.499		35.302	109.4	Pit In		246.6	2:01.178	
13	35.897		36.411	112.1	42.262		247.1	1:54.570		32	Pit Out		35.891	122.4	42.134			4:08.480	
14	36.089		36.494	114.9	42.598		246.6	1:55.181		33	35.247		<u>34.935</u>	114.4	41.447		245.5	1:51.629	
15	35.774		36.549	116.0	42.359		248.3	1:54.682		34	35.184		35.165	114.0	40.769		246.0	1:51.118	
16	35.683		35.975	121.9	42.218		247.1	1:53.876		35	34.905		34.975	112.3	40.514		247.1	1:50.394	
17	35.554		35.638	113.9	42.634		246.6	1:53.826		36	<u>34.848</u>		34.993	112.0	40.515		<u>249.4</u>	<u>1:50.356</u>	
18	35.239		35.360	126.9	41.657		247.7	1:52.256		37	34.991		35.237	117.3	<u>40.425</u>		247.1	1:50.653	
19	35.089		35.723	122.4	Pit In		247.7	2:11.142		38	35.424		36.029	102.4	Pit In		<u>249.4</u>	2:06.101	

458 Mattschull Arnold										Ferrari 458 GT3									
lap	Sect-1	Speed	Sect-2	Speed	Sect-3	Speed	TopSpeed	laptime	pit	lap	Sect-1	Speed	Sect-2	Speed	Sect-3	Speed	Topspeed	laptime	pit
1	Pit Out		46.021	92.8	54.057			2:28.273		21	39.844		34.937	112.7	Pit In		238.9	2:03.966	
2	41.035		39.914	97.6	45.334		228.8	2:06.283		22	Pit Out		48.246	100.9	Pit In			4:40.115	
3	36.872		37.087	109.9	43.371		251.7	1:57.330		23	Pit Out		35.949	105.5	40.541			2:42.868	
4	36.578		36.285	99.5	43.334		252.9	1:56.197		24	34.951		34.368	121.6	40.760		254.1	1:50.079	
5	36.197		35.721	106.3	43.010		251.7	1:54.928		25	34.600		34.396	119.7	39.744		254.7	1:48.740	
6	35.865		36.249	114.8	Pit In		253.5	2:02.170		26	34.740		34.423	123.4	40.159		253.5	1:49.322	
7	Pit Out		41.285	104.8	43.903			3:28.351		27	39.581		34.585	106.0	Pit In		247.7	2:03.641	
8	35.729		35.840	121.5	41.671		251.7	1:53.240		28	Pit Out		41.219	106.3	42.037			1:11:54.535	
9	35.507		35.476	111.9	41.384		252.9	1:52.367		29	35.774		36.069	106.2	41.120		246.6	1:52.963	
10	39.950		38.976	101.7	Pit In		244.9	2:18.372		30	35.990		35.478	111.2	41.495		248.3	1:52.963	
11	Pit Out		35.546	109.2	40.217			6:23.285		31	35.792		35.852	113.2	Pit In		250.6	2:02.827	
12	36.143		33.691	119.9	<u>39.011</u>		254.7	1:48.845		32	Pit Out		35.870	112.3	41.950			4:31.888	
13	33.176		34.113	110.0	40.922		<u>257.1</u>	1:48.211		33	35.778		37.517	107.2	41.161		248.8	1:54.456	
14	<u>32.942</u>		33.139	128.6	39.132		<u>257.1</u>	<u>1:45.213</u>		34	35.228		34.611	115.9	41.162		251.2	1:51.001	
15	33.032		<u>33.027</u>	127.8	Pit In		254.7	1:57.242		35	35.403		35.414	116.8	Pit In		248.8	2:04.955	
16	Pit Out		41.760	111.1	45.665			1:14:21.758		36	Pit Out		35.447	114.2	41.223			3:22.610	
17	37.911		36.627	106.9	42.240		243.8	1:56.778		37	34.155		34.501	113.7	40.466		252.9	1:49.122	
18	35.976		35.632	115.4	41.404		252.9	1:53.012		38	34.700		33.922	116.9	39.694		251.7	1:48.316	
19	35.297		34.898	117.3	41.213		252.3	1:51.408		39	39.648		42.731	106.7	Pit In		253.5	2:18.686	
20	34.771		34.256	<u>129.2</u>	40.308		252.9	1:49.335		40									

906 Kindsmüller Christian										Porsche 981 GT4 CS									
lap	Sect-1	Speed	Sect-2	Speed	Sect-3	Speed	TopSpeed	laptime	pit	lap	Sect-1	Speed	Sect-2	Speed	Sect-3	Speed	Topspeed	laptime	pit
1	Pit Out		44.886	93.6	49.666			2:18.188		25	40.078		39.413	94.1	45.710		234.3	2:05.201	
2	42.504		41.650	94.1	46.194		204.5	2:10.348		26	37.728		39.902	100.7	44.527		229.8	2:02.157	
3	39.359		44.087	104.1	44.932		215.1	2:08.378		27	37.385		38.264	109.6	44.269		233.8	1:59.918	
4	38.235		39.411	104.5	44.665		237.4	2:02.311		28	37.058		37.749	117.1	44.658		234.3	1:59.465	
5	38.196		38.665	112.3	45.079		<u>239.5</u>	2:01.940		29	37.572		37.910	103.9	46.254		232.8	2:01.736	
6	43.027		38.963	108.1	44.494		238.4	2:06.484		30	45.146		41.435	95.2	Pit In		170.6	2:30.433	
7	38.092		39.319	115.9	Pit In		237.9	2:14.022		31	Pit Out		44.031	95.5	51.334			1:03:59.707	
8	Pit Out		39.050	107.2	44.604			5:01.403		32	39.010		39.046	116.3	45.140		223.6	2:03.196	
9	37.591		38.779	102.5	44.131		237.9	2:00.501		33	37.409		38.976	111.0	46.601		233.8	2:02.986	
10	38.951		41.102	111.5	45.275		236.3	2:05.328		34	39.106		37.803	121.1	45.624		230.3	2:02.533	
11	37.996		38.674	110.8	45.682		237.4	2:02.352		35	37.133		38.241	114.0	43.670		235.3	1:59.044	
12	37.707		39.430	92.6	45.159		238.9	2:02.296		36	36.907		37.492	<u>132.7</u>	44.423		236.3	1:58.822	
13	37.731		39.319	99.4	Pit In		237.4	2:18.653		37	37.617		38.277	111.7	44.205		234.3	2:00.099	
14	Pit Out		40.962	96.4	47.163			5:01.700		38	37.585		38.328	103.2	Pit In		205.7	2:16.704	
15	38.108		40.321	98.3	45.736		232.3	2:04.165		39	Pit Out		37.613	108.7	43.506			4:19.815	
16	38.468		41.741	117.1	45.545		232.3	2:05.754		40	36.569		37.028	120.9	45.504		236.8	1:59.101	
17	37.433		39.135	92.9	44.832		234.8	2:01.400		41	36.845		37.783	103.6	43.905		235.8	1:58.533	
18	38.696		40.042	93.8	Pit In		232.8	2:20.113		42	37.026		37.897	109.9	43.139		234.8	1:58.062	


EUROPEAN SPEED CLUB - PORTIMÃO

Autódromo Internacional do Algarve

EUROPEAN SPEED CLUB

5 - 6 October 2020

Laps and Sector Times - EUROPEAN SPEED CLUB - PORT

Autodromo Internacional Algarve - 4652 mtr.

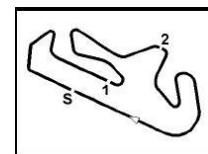
19	Pit Out	45.584	78.3	47.584		1:04:07.701	43	37.102	36.866	117.4	43.083	236.3	1:57.051	
20	38.111	38.202	106.1	43.588		220.9	1:59.901	44	42.420	45.127	84.7	Pit In	228.8	2:29.566
21	36.775	37.462	107.4	42.835		235.8	1:57.072	45	Pit Out	37.942	98.9	42.571		7:07.038
22	36.415	37.709	101.6	Pit In		235.8	2:09.771	46	35.999	36.705	104.5	<u>42.406</u>	237.9	1:55.110
23	Pit Out	39.820	101.8	46.076			4:53.651	47	<u>35.935</u>	<u>36.513</u>	109.0	42.443	238.4	<u>1:54.891</u>
24	37.961	39.152	99.3	46.156		235.3	2:03.269	48	38.245	38.077	103.9	Pit In	234.8	2:05.444

907 Meckes Frank										Porsche 991 GT3 RS									
lap	Sect-1	Speed	Sect-2	Speed	Sect-3	Speed	TopSpeed	laptime	pit	lap	Sect-1	Speed	Sect-2	Speed	Sect-3	Speed	Topspeed	laptime	pit
1	Pit Out		48.889	83.1	56.322			2:38.419		16	Pit Out		46.092	75.8	51.951			5:28.825	
2	47.509		47.744	84.2	55.199		176.8	2:30.452		17	45.914		45.330	71.7	52.574		189.8	2:23.818	
3	44.795		48.110	75.4	54.934		193.5	2:27.839		18	45.004		43.771	82.6	50.349		191.5	2:19.124	
4	46.285		47.041	87.2	53.844		179.1	2:27.170		19	42.167		43.632	79.6	51.595		218.2	2:17.394	
5	45.302		46.222	80.7	52.962		187.8	2:24.486		20	41.150		42.677	82.9	49.818		222.2	2:13.645	
6	45.660		47.348	87.3	49.619		198.5	2:22.627		21	40.795		43.110	76.1	52.417		239.5	2:16.322	
7	<u>38.298</u>		<u>39.861</u>	<u>92.2</u>	<u>46.861</u>		230.8	<u>2:05.020</u>		22	41.036		44.418	84.5	52.472		232.8	2:17.926	
8	42.954		47.037	88.8	Pit In		192.9	2:36.954		23	40.769		42.275	81.7	48.659		238.4	2:11.703	
9	Pit Out		45.707	79.9	56.492			6:02.740		24	40.049		41.747	79.8	48.296		236.3	2:10.092	
10	44.813		47.888	73.9	52.925		218.2	2:25.626		25	40.450		51.934	78.5	Pit In		236.8	2:42.419	
11	44.551		45.873	76.1	51.260		178.8	2:21.684		26	Pit Out		44.485	77.8	50.004			6:27.272	
12	42.405		43.306	81.8	51.000		193.5	2:16.711		27	40.445		43.424	78.0	48.931		235.3	2:12.800	
13	41.665		43.055	76.5	49.539		203.8	2:14.259		28	39.473		42.131	82.8	48.477		239.5	2:10.081	
14	41.764		54.807	74.4	Pit In		203.0	2:43.599		29	39.568		42.191	74.6	48.204			<u>242.2</u>	2:09.963
15	Pit Out		45.059	84.8	Pit In			53:57.934		30	56.308		1:03.125	62.2	Pit In		136.4	3:14.650	

908 Müller Uwe										Porsche 981 GT4									
lap	Sect-1	Speed	Sect-2	Speed	Sect-3	Speed	TopSpeed	laptime	pit	lap	Sect-1	Speed	Sect-2	Speed	Sect-3	Speed	Topspeed	laptime	pit
1	Pit Out		48.667	77.8	55.757			2:33.450		10	Pit Out		43.901	77.5	50.372			1:21:29.113	
2	47.786		47.686	86.9	54.764		165.9	2:30.236		11	39.833		39.259	104.4	44.780		207.3	2:03.872	
3	45.859		47.913	69.8	54.709		173.6	2:28.481		12	37.573		37.696	100.9	45.258		242.2	2:00.527	
4	46.632		46.735	84.5	53.522		177.3	2:26.889		13	36.953		37.713	<u>114.5</u>	44.547		240.5	1:59.213	
5	46.362		46.004	78.0	51.899		187.2	2:24.265		14	52.770		54.283	91.2	Pit In		220.0	3:00.620	
6	47.066		46.620	77.5	52.295		151.0	2:25.981		15	Pit Out		40.586	95.6	46.188			9:03.186	
7	45.620		38.925	95.8	47.650		184.0	2:12.195		16	39.287		38.458	103.6	44.452		225.9	2:02.197	
8	40.415		40.436	104.1	45.630		221.3	2:06.481		17	<u>36.782</u>		<u>37.677</u>	<u>107.6</u>	<u>43.880</u>		<u>246.0</u>	<u>1:58.339</u>	
9	40.152		54.287	83.9	Pit In		220.0	2:39.959		18	54.551		56.747	89.9	Pit In		228.8	3:07.558	

909 Rödler Stefan										Porsche 991 GT3									
lap	Sect-1	Speed	Sect-2	Speed	Sect-3	Speed	TopSpeed	laptime	pit	lap	Sect-1	Speed	Sect-2	Speed	Sect-3	Speed	Topspeed	laptime	pit
1	Pit Out		49.127	76.6	55.831			2:35.580		18	Pit Out		42.422	95.7	48.238			47:59.083	
2	47.616		47.869	87.2	54.829		173.9	2:30.314		19	<u>38.502</u>		40.521	97.7	47.218		244.9	2:06.241	
3	45.990		47.863	71.9	54.517		182.1	2:28.370		20	39.550		39.860	105.9	47.529		<u>250.6</u>	2:06.939	
4	46.420		47.316	85.6	53.247		170.9	2:26.983		21	38.553		39.543	<u>112.0</u>	47.727		247.7	2:05.823	
5	45.308		46.334	75.2	52.635		193.9	2:24.277		22	38.813		39.574	111.2	<u>47.079</u>		244.9	<u>2:05.466</u>	
6	46.877		46.877	86.5	52.128		176.5	2:25.882		23	39.065		39.413	109.0	47.599		240.5	2:06.077	
7	42.275		41.206	107.0	48.938		187.2	2:12.419		24	39.056		39.673	106.0	47.240		246.0	2:05.969	
8	41.364		42.294	89.6	50.622		243.2	2:14.280		25	39.524		41.776	107.1	47.438		246.0	2:08.738	
9	39.380		40.997	104.5	Pit In		237.4	2:21.409		26	38.806		39.485	108.2	49.058		243.8	2:07.349	
10	Pit Out		41.456	110.2	49.115			5:40.638		27	39.500		39.905	101.5	47.464		238.9	2:06.869	
11	39.959		40.452	101.9	48.867		245.5	2:09.278		28	39.045		39.783	105.6	47.449		244.9	2:06.277	
12	40.759		43.537	101.4	48.432		244.9	2:12.728		29	38.578		39.560	105.0	48.114		246.0	2:06.252	
13	38.752		41.069	101.4	50.916		244.9	2:10.737		30	39.022		39.244	103.3	47.221		236.8	2:05.487	
14	39.469		41.650	100.9	49.333		247.7	2:10.452		31	39.869		<u>38.927</u>	95.8	47.791		211.8	2:06.587	
15	40.269		41.914	100.0	50.072		244.9	2:12.255		32	38.610		40.016	95.4	47.772		246.6	2:06.398	
16	40.368		42.228	104.3	50.218		242.7	2:12.814		33	38.689		41.181	86.6	47.398		241.6	2:07.268	
17	40.025		41.489	103.6	Pit In		243.8	2:29.700		34	39.012		40.158	88.5	47.333		246.6	2:06.503	

910 Rödler Michaela										Porsche 981 GT4									
lap	Sect-1	Speed	Sect-2	Speed	Sect-3	Speed	TopSpeed	laptime	pit	lap	Sect-1	Speed	Sect-2	Speed	Sect-3	Speed	Topspeed	laptime	pit
1	Pit Out		49.643	83.7	55.972			2:38.281		15	45.269		44.728	90.3	51.443		192.2	2:21.440	
2	47.659		47.909	82.9	54.703		180.9	2:30.271		16	44.949		45.450	86.5	50.677		204.5	2:21.076	
3	45.966		47.968	78.4	54.230		197.1	2:28.164		17	46.787		46.111	80.7	55.479		200.4	2:28.377	
4	46.607		47.235	84.2	53.408		192.5	2:27.250		18	57.692		53.413	90.3	Pit In		123.0	3:23.150	
5	45.216		46.270	78.6	52.448		198.2	2:23.934		19	Pit Out		41.985	<u>92.6</u>	<u>46.329</u>			45:49.577	
6	46.126		47.232	87.0	52.628		194.9	2:25.986		20	<u>39.799</u>		<u>40.216</u>	91.4	54.940		<u>227.4</u>	<u>2:14.955</u>	
7	49.904		48.009	90.9	54.638		173.4	2:32.551		21	51.964		47.369	77.2	Pit In		171.4	2:49.905	
8	47.917		48.783	78.5	54.566		198.5	2:31.266		22	Pit Out		46.559	83.0	52.646			5:53.660	
9	46.631		46.951	88.2	54.441		186.5	2:28.023		23	45.994		46.942	89.3	52.438		198.9	2:25.374	


EUROPEAN SPEED CLUB - PORTIMÃO

Autódromo Internacional do Algarve

EUROPEAN SPEED CLUB

5 - 6 October 2020

Laps and Sector Times - EUROPEAN SPEED CLUB - PORT

Autodromo Internacional Algarve - 4652 mtr.

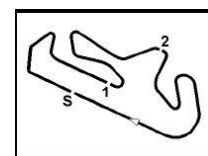
10	45.860	46.036	86.9	54.244	195.7	2:26.140	24	48.169	46.001	81.7	52.450	198.2	2:26.620
11	46.618	46.595	85.3	54.117	189.8	2:27.330	25	45.600	45.240	85.7	51.243	196.4	2:22.083
12	46.482	47.617	92.4	53.414	184.0	2:27.513	26	45.774	45.612	84.6	52.526	203.4	2:23.912
13	44.999	45.651	81.3	51.990	207.7	2:22.640	27	45.828	48.417	80.2	Pit In	201.9	2:51.173
14	45.355	47.449	89.6	51.549	200.0	2:24.353	28						

911 Wörle Franz									Porsche 718 Cayman GT4 CS											
lap	Sect-1	Speed	Sect-2	Speed	Sect-3	Speed	TopSpeed	laptime	pit	lap	Sect-1	Speed	Sect-2	Speed	Sect-3	Speed	Topspeed	laptime	pit	
1	Pit Out		45.088	91.8	49.698			2:19.212		15	39.404		41.356	111.0	45.638			224.1	2:06.398	
2	42.446		41.531	94.5	46.219		210.9	2:10.196		16	38.922		40.720	116.9	46.768			237.9	2:06.410	
3	39.365		44.082	103.4	44.277		225.0	2:07.724		17	38.631		40.688	104.3	44.357			234.3	2:03.676	
4	38.188		39.852	99.4	44.498		234.3	2:02.538		18	38.466		40.810	90.0	46.809			240.5	2:06.085	
5	38.375		38.427	103.8	44.524		229.3	2:01.326		19	38.619		41.066	93.0	Pit In			183.4	2:15.006	
6	43.727		38.859	103.1	44.459		217.3	2:07.045		20	Pit Out		44.594	95.6	46.721				56:52.211	
7	37.559		38.769	107.9	Pit In		235.3	2:12.440		21	37.814		38.595	104.2	43.532			223.6	1:59.941	
8	Pit Out		39.485	101.7	44.230			5:03.056		22	<u>37.316</u>		38.971	102.8	44.090			238.4	2:00.377	
9	37.736		38.765	99.7	<u>43.503</u>		226.4	2:00.004		23	39.695		38.721	102.4	43.953			212.6	2:02.369	
10	39.162		41.449	108.2	44.835		226.4	2:05.446		24	37.763		39.635	96.2	Pit In			239.5	2:13.245	
11	38.510		38.180	106.9	45.605		234.3	2:02.295		25	Pit Out		39.618	101.7	44.270				3:32.391	
12	37.596		38.858	101.8	45.648		226.9	2:02.102		26	38.484		40.012	112.4	46.194			237.9	2:04.690	
13	37.320		<u>36.805</u>	108.2	Pit In		225.0	2:13.609		27	37.961		38.947	105.4	Pit In			239.5	2:09.464	
14	Pit Out		43.005	113.3	45.787			10:19.293		28										

912 Wörle Sepp									Porsche											
lap	Sect-1	Speed	Sect-2	Speed	Sect-3	Speed	TopSpeed	laptime	pit	lap	Sect-1	Speed	Sect-2	Speed	Sect-3	Speed	Topspeed	laptime	pit	
1	Pit Out		46.435	83.1	53.577			2:30.957		7	39.288		41.407	101.0	Pit In			<u>246.0</u>	2:21.414	
2	44.767		45.853	76.5	51.337		185.9	2:21.957		8	Pit Out		40.946	104.1	46.529			l:38:00.930		
3	46.696		47.114	83.9	51.658		183.1	2:25.468		9	40.204		<u>39.595</u>	<u>109.0</u>	45.631			241.6	2:05.430	
4	39.876		40.056	105.2	<u>45.299</u>		214.3	2:05.231		10	39.330		40.085	101.3	46.568			233.3	2:05.983	
5	<u>38.342</u>		40.397	108.0	45.776		243.8	2:04.515		11	41.140		47.185	93.7	Pit In			216.0	2:39.673	
6	38.378		40.610	101.0	45.469		242.7	<u>2:04.457</u>		12										

913 Hook / Volz Christian / Alex									Ferrari 488 GT3											
lap	Sect-1	Speed	Sect-2	Speed	Sect-3	Speed	TopSpeed	laptime	pit	lap	Sect-1	Speed	Sect-2	Speed	Sect-3	Speed	Topspeed	laptime	pit	
1	Pit Out		44.157	97.1	46.127			2:13.393		26	33.565		36.784	109.4	39.580			251.2	1:49.929	
2	35.569		34.913	110.9	39.761		257.8	1:50.243		27	34.003		34.437	112.9	39.518			251.2	1:47.958	
3	32.807		33.239	118.8	39.140		264.1	1:45.186		28	33.998		34.302	109.6	39.396			253.5	1:47.696	
4	32.618		<u>32.497</u>	<u>129.7</u>	38.904		264.7	<u>1:44.019</u>		29	33.906		34.454	107.9	39.153			251.7	1:47.513	
5	32.463		35.338	106.4	42.102		<u>266.7</u>	1:49.903		30	33.472		34.465	100.9	38.981			253.5	1:46.918	
6	33.605		33.264	118.3	<u>38.662</u>		<u>266.0</u>	1:45.531		31	33.749		34.645	104.8	39.163			254.7	1:47.557	
7	<u>32.431</u>		33.301	117.3	Pit In		<u>266.7</u>	1:54.774		32	33.369		33.922	98.9	39.371			255.9	1:46.662	
8	Pit Out		40.500	117.4	43.602			11:16.708		33	33.522		33.989	103.1	39.225			255.3	1:46.736	
9	35.933		37.574	113.2	42.025		247.1	1:55.532		34	33.710		33.864	109.3	Pit In			256.5	1:55.803	
10	34.543		36.565	116.9	40.775		254.1	1:51.883		35	Pit Out		40.232	88.1	43.050			53:50.671		
11	33.955		34.952	121.8	40.239		255.3	1:49.146		36	35.322		35.269	114.9	40.046			248.8	1:50.637	
12	34.178		35.444	118.4	41.007		255.3	1:50.629		37	33.518		33.556	117.4	38.666			253.5	1:45.740	
13	33.720		34.671	120.9	39.908		252.3	1:48.299		38	33.001		33.225	116.1	38.756			254.7	1:44.982	
14	33.634		35.247	107.2	39.419		254.7	1:48.300		39	32.895		33.489	115.9	39.091			254.1	1:45.475	
15	33.555		34.166	103.6	39.341		252.3	1:47.062		40	33.670		33.642	110.2	Pit In			255.9	1:57.573	
16	33.635		34.183	109.2	39.253		250.6	1:47.071		41	Pit Out		34.395	105.9	39.333			9:14.936		
17	39.546		39.982	101.5	Pit In		257.8	2:13.178		42	33.568		34.054	106.4	38.961			251.2	1:46.583	
18	Pit Out		37.309	106.0	41.788			l:03:53.293		43	33.909		33.974	107.4	39.252			250.6	1:47.135	
19	33.748		34.286	112.7	39.446		250.6	1:47.480		44	33.284		34.394	107.5	39.101			252.9	1:46.779	
20	34.071		34.784	97.7	42.377		254.7	1:51.232		45	33.415		33.674	105.0	39.022			251.7	1:46.111	
21	33.217		33.450	114.2	38.811		255.3	1:45.478		46	33.302		34.766	95.9	40.805			252.9	1:48.873	
22	33.016		33.398	116.1	Pit In		254.1	1:53.296		47	33.337		33.774	107.7	39.293			252.9	1:46.404	
23	Pit Out		35.882	103.8	39.996			5:21.835		48	33.375		33.643	108.3	38.943			252.3	1:45.961	
24	34.186		34.375	114.3	39.416		252.3	1:47.977		49	33.328		33.654	111.2	39.913			251.7	1:46.895	
25	33.913		34.475	109.9	39.311		250.6	1:47.699		50	33.307		33.716	109.6	Pit In			252.3	1:55.069	

915 Scheuchner Paul																				
lap	Sect-1	Speed	Sect-2	Speed	Sect-3	Speed	TopSpeed	laptime	pit	lap	Sect-1	Speed	Sect-2	Speed	Sect-3	Speed	Topspeed	laptime	pit	
1	Pit Out		44.804	95.9	47.548			2:16.564		27	32.982		32.894	136.7	38.092			247.1	1:43.968	
2	43.461		38.929	106.8	45.603		178.8	2:07.993		28	36.502		33.512	133.8	37.706			249.4	1:47.720	
3	38.539		38.431	98.4	43.599		235.8	2:00.569		29	32.504		32.742	134.7	37.963			249.4	1:43.209	
4	37.536		37.801	110.5	41.965		243.2	1:57.302		30	32.483		32.781	132.7	37.894			250.0	1:43.158	
5	36.056		36.873	121.3	41.490		244.9	1:54.419		31	32.452		32.784	131.5	37.386			251.2	1:42.622	
6	35.722		36.208	105.3	40.629		237.4	1:52.559		32	32.259		32.684	130.3	37.391			251.2	1:42.334	


EUROPEAN SPEED CLUB - PORTIMÃO

Autódromo Internacional do Algarve

EUROPEAN SPEED CLUB

5 - 6 October 2020

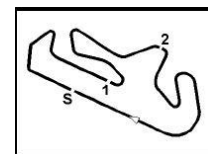
Laps and Sector Times - EUROPEAN SPEED CLUB - PORT

Autodromo Internacional Algarve - 4652 mtr.

7	34.893	35.440	104.8	40.671	247.1	1:51.004	33	32.283	<u>32.417</u>	134.2	39.024	251.2	1:43.724
8	34.993	39.089	113.3	40.784	247.7	1:54.866	34	33.436	35.608	113.0	Pit In	248.3	1:58.553
9	35.971	35.880	107.4	42.834	248.3	1:54.685	35	Pit Out	33.848	129.3	38.041		5:50.916
10	35.867	35.234	105.1	40.001	244.3	1:51.102	36	33.065	32.732	<u>140.1</u>	Pit In	248.3	1:52.623
11	34.249	34.991	103.9	39.786	247.1	1:49.026	37	Pit Out	38.435	107.8	41.334		l:06:27.263
12	33.936	35.327	104.3	40.513	246.6	1:49.776	38	34.878	34.352	111.6	40.193	241.6	1:49.423
13	33.891	34.577	114.3	Pit In	248.8	1:58.940	39	33.844	33.699	112.9	38.898	243.8	1:46.441
14	Pit Out	34.787	110.9	40.327		5:51.045	40	33.192	33.623	117.4	38.627	245.5	1:45.442
15	33.800	35.619	122.4	39.064	246.6	1:48.483	41	33.100	33.635	120.7	38.263	248.8	1:44.998
16	33.503	33.398	128.3	38.422	247.7	1:45.323	42	33.034	33.156	120.4	38.254	246.0	1:44.444
17	32.998	33.047	134.3	38.428	248.3	1:44.473	43	32.672	33.476	117.4	38.217	248.3	1:44.365
18	33.070	33.323	129.7	37.927	250.6	1:44.320	44	33.222	33.388	113.3	37.953	247.7	1:44.563
19	32.888	32.858	134.7	39.150	251.7	1:44.896	45	32.735	32.977	117.9	39.383	248.3	1:45.095
20	32.799	33.122	129.0	38.063	250.6	1:43.984	46	34.895	33.510	117.3	38.058	242.7	1:46.463
21	35.121	33.483	126.8	38.383	251.2	1:46.987	47	32.614	33.035	116.9	37.824	247.7	1:43.473
22	32.517	32.955	130.0	37.636	251.7	1:43.108	48	32.419	32.708	117.8	37.479	247.1	1:42.606
23	32.647	33.020	128.6	Pit In	<u>252.3</u>	1:54.407	49	<u>32.176</u>	32.880	118.7	37.500	249.4	1:42.556
24	Pit Out	37.418	103.5	42.280		l:05:27.230	50	32.253	32.707	120.0	<u>37.328</u>	249.4	<u>1:42.288</u>
25	34.899	34.968	116.8	39.399	239.5	1:49.266	51	38.108	35.909	109.5	Pit In	246.6	2:05.234
26	33.271	33.121	133.3	38.207	244.3	1:44.599	52						

954 LMP3 - TEAM MUNCH																			
lap	Sect-1	Speed	Sect-2	Speed	Sect-3	Speed	TopSpeed	laptime	pit	lap	Sect-1	Speed	Sect-2	Speed	Sect-3	Speed	Topspeed	laptime	pit
1	Pit Out		40.980	77.0	41.218			2:02.244		24	31.754		31.924	134.7	37.060		252.3	1:40.738	
2	35.773		34.196	122.4	38.512		247.1	1:48.481		25	35.107		33.178	122.3	38.219		252.3	1:46.504	
3	33.492		32.797	124.6	37.629		251.7	1:43.918		26	31.536		31.926	130.8	37.220		254.1	1:40.682	
4	32.602		33.584	127.2	37.821		253.5	1:44.007		27	31.886		32.457	107.6	38.720		254.1	1:43.063	
5	39.336		48.895	105.5	Pit In		251.7	2:25.415		28	33.607		32.602	120.1	36.763		251.2	1:42.972	
6	Pit Out		42.194	103.5	Pit In			7:03.993		29	31.595		32.134	124.3	36.959		<u>254.7</u>	1:40.688	
7	Pit Out		39.715	108.3	42.797			19:03.190		30	33.620		32.684	126.8	Pit In		253.5	1:53.288	
8	35.611		35.333	108.4	39.592		242.2	1:50.536		31	Pit Out		37.709	113.2	39.346			55:06.630	
9	33.940		34.518	106.2	38.873		246.0	1:47.331		32	34.172		33.609	119.3	39.129		248.3	1:46.910	
10	33.649		34.137	115.8	38.571		246.6	1:46.357		33	32.916		32.950	123.6	38.159		250.0	1:44.025	
11	33.154		33.565	113.3	38.275		247.7	1:44.994		34	32.424		32.725	125.3	37.464		251.2	1:42.613	
12	34.831		35.106	113.9	Pit In		250.0	1:57.793		35	32.526		32.858	120.3	38.195		250.6	1:43.579	
13	Pit Out		34.284	119.6	38.509			59:09.432		36	35.203		32.557	129.5	37.904		250.6	1:45.664	
14	32.548		32.740	121.3	37.462		250.6	1:42.750		37	32.329		32.368	133.3	37.762		249.4	1:42.459	
15	32.135		32.136	129.3	37.234		252.9	1:41.505		38	31.914		32.317	133.3	37.923		250.0	1:42.154	
16	32.060		32.036	128.1	<u>36.755</u>		<u>254.7</u>	1:40.851		39	32.379		32.410	132.2	37.588		250.0	1:42.377	
17	31.634		32.455	133.7	38.203		251.7	1:42.292		40	32.381		34.244	132.0	37.860		251.7	1:44.485	
18	31.785		32.173	123.7	37.181		249.4	1:41.139		41	32.163		32.486	<u>134.8</u>	37.628		250.0	1:42.277	
19	34.537		32.381	126.5	36.799		252.9	1:43.717		42	33.562		34.248	110.0	Pit In		251.2	1:52.951	
20	31.935		<u>31.818</u>	131.4	37.128		253.5	1:40.881		43	Pit Out		33.114	118.8	37.311			4:15.252	
21	31.652		32.376	101.9	42.012		251.7	1:46.040		44	35.276		33.126	126.0	37.560		250.6	1:45.962	
22	32.439		32.170	122.7	36.876		247.1	1:41.485		45	32.208		32.359	118.9	36.949		252.3	1:41.516	
23	<u>31.453</u>		31.877	128.0	37.231		252.3	<u>1:40.561</u>		46	33.120		34.090	118.7	Pit In		251.7	1:51.686	

960 Mattschull Birthe										Mercedes AMG GT4									
lap	Sect-1	Speed	Sect-2	Speed	Sect-3	Speed	TopSpeed	laptime	pit	lap	Sect-1	Speed	Sect-2	Speed	Sect-3	Speed	Topspeed	laptime	pit
1	Pit Out		44.415	103.0	51.243			2:20.053		16	Pit Out		41.626	103.5	46.580			l:38:21.124	
2	40.848		41.288	104.0	45.660		214.7	2:07.796		17	38.547		39.014	125.9	45.905		231.3	2:03.466	
3	38.567		39.424	96.8	Pit In		227.4	2:13.643		18	38.016		37.538	120.8	44.475		239.5	2:00.029	
4	Pit Out		36.005	118.6	42.088			5:16.465		19	37.224		38.043	118.8	44.955		235.8	2:00.222	
5	35.178		36.739	104.3	44.180		248.8	1:56.097		20	37.154		37.322	<u>134.2</u>	43.860		245.5	1:58.336	
6	35.186		36.338	122.2	41.416		252.9	1:52.940		21	36.672		37.198	122.9	44.326		247.7	1:58.196	
7	35.724		37.358	96.3	Pit In		251.2	2:03.772		22	37.081		37.448	114.5	43.844		247.7	1:58.373	
8	Pit Out		44.809	91.5	Pit In			13:40.902		23	36.840		38.369	91.8	43.962		249.4	1:59.171	
9	Pit Out		42.823	94.8	49.333			3:35.383		24	39.866		38.180	111.2	44.463		246.6	2:02.509	
10	40.981		42.539	102.3	Pit In		191.8	2:21.400		25	36.590		37.214	122.4	43.813		247.7	1:57.617	
11	Pit Out		41.837	91.2	50.588			7:45.906		26	37.174		37.419	118.9	43.222		248.3	1:57.815	
12	40.512		40.840	112.1	48.995		220.0	2:10.347		27	37.620		39.989	111.8	Pit In		247.7	2:10.187	
13	40.006		40.009	110.5	48.965		225.0	2:08.980		28	Pit Out		35.599	120.7	<u>40.447</u>			7:31.720	
14	38.303		39.391	110.0	45.978		229.8	2:03.672		29	<u>34.191</u>		<u>34.404</u>	122.7	40.529		<u>254.7</u>	<u>1:49.124</u>	
15	38.085		38.874	108.7	Pit In		238.9	2:09.177		30	34.317		37.289	119.5	Pit In		252.9	1:59.175	



EUROPEAN SPEED CLUB - PORTIMÃO

Autódromo Internacional do Algarve

EUROPEAN SPEED CLUB

5 - 6 October 2020

Laps and Sector Times - EUROPEAN SPEED CLUB - PORT

Autodromo Internacional Algarve - 4652 mtr.

985 CAR 5 - ESC McLaren 540C									ESC McLaren 540C										
lap	Sect-1	Speed	Sect-2	Speed	Sect-3	Speed	TopSpeed	laptime	pit	lap	Sect-1	Speed	Sect-2	Speed	Sect-3	Speed	Topspeed	laptime	pit
1	Pit Out		1:04.573	59.5	1:10.559			3:21.873		17	48.105		48.075	88.7	54.357		177.6	2:30.537	
2	58.624		55.103	79.4	1:03.628		142.3	2:57.355		18	49.527		48.694	91.5	51.799		145.0	2:30.020	
3	52.794		54.275	81.8	59.656		161.0	2:46.725		19	43.511		46.410	86.3	59.770		180.9	2:29.691	
4	52.424		53.037	79.5	58.405		159.8	2:43.866		20	44.380		52.523	88.5	54.857		195.3	2:31.760	
5	50.833		1:00.111	91.4	56.911		172.8	2:47.855		21	46.467		44.148	79.9	50.630		167.7	2:21.245	
6	49.612		49.416	95.0	55.583		176.2	2:34.611		22	47.425		49.600	75.6	56.858		192.9	2:33.883	
7	48.382		48.475	97.3	54.532		187.2	2:31.389		23	43.912		<u>42.953</u>	91.1	50.388		195.7	<u>2:17.253</u>	
8	48.042		49.182	94.8	Pit In		178.8	2:47.080		24	<u>43.024</u>		44.698	87.6	50.611		191.5	2:18.333	
9	Pit Out		46.697	95.6	52.771			6:26.050		25	43.042		43.601	97.5	54.214		193.5	2:20.857	
10	46.492		54.788	90.5	55.022		182.7	2:36.302		26	47.638		48.492	91.1	51.725		149.6	2:27.855	
11	49.703		52.458	89.2	53.567		172.2	2:35.728		27	46.203		50.013	96.3	51.057		172.2	2:27.273	
12	47.261		46.154	100.0	52.003		193.9	2:25.418		28	45.737		47.276	89.6	<u>50.366</u>		180.3	2:23.379	
13	44.766		45.219	97.1	51.674		<u>197.8</u>	2:21.659		29	44.376		45.307	99.0	51.755		192.5	2:21.438	
14	43.885		43.792	<u>102.0</u>	50.821		192.5	2:18.498		30	46.689		45.970	84.4	51.263		179.7	2:23.922	
15	45.412		45.653	95.2	Pit In		186.5	2:37.745		31	45.616		45.743	83.8	Pit In		182.7	2:50.546	
16	Pit Out		52.219	79.5	56.886			51:37.203		32									