
Troféu C1 Learn & Drive
Laps and Sector Times - Qualificação 1

3 - 5 July 2020

Autodromo Internacional Algarve - 4652 mtr.

2 Gaspar-Pereira-Ferreira-Lopes								Citroen C1									
lap	Sect-1	Speed	Sect-2	Speed	Sect-3	Speed	lap time	Top Speed	lap	Sect-1	Speed	Sect-2	Speed	Sect-3	Speed	lap time	Top Speed
1	Pit Out		52.300	91.3	57.476		2:37.279		11	50.969		51.297	87.0	56.782		2:39.048	157.0
2	51.378		51.983	95.7	57.079		2:40.440	155.8	12	50.904		50.791	91.4	Pit In		2:49.911	157.7
3	51.330		51.290	95.8	56.952		2:39.572	156.7	13	Pit Out		51.227	99.5	56.998		4:44.708	
4	50.792		51.126	90.5	56.782		2:38.700	157.9	14	<u>50.592</u>		50.652	97.5	56.846		2:38.097	159.3
5	50.736		51.972	96.5	Pit In		2:44.038	157.9	15	50.808		50.766	<u>101.6</u>	1:14.483		2:56.057	160.2
6	Pit Out		51.746	83.8	57.230		5:06.489		16	50.728		51.056	93.5	Pit In		2:44.246	<u>161.4</u>
7	51.177		51.391	86.2	57.010		2:39.578	158.4	17	Pit Out		51.016	89.9	1:16.735		5:38.754	
8	51.752		51.178	83.6	56.912		2:39.842	157.9	18	50.891		<u>50.618</u>	93.0	<u>56.224</u>		<u>2:37.733</u>	157.7
9	50.986		51.032	82.1	57.181		2:39.199	157.9	19	50.646		50.868	89.7	56.374		2:37.888	157.9
10	51.230		51.250	87.5	56.738		2:39.218	158.1	20	50.642		50.737	90.8	56.396		2:37.775	159.3

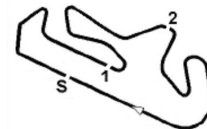
3 Perino-Santos-Martins-Ventura								Citroen C1									
lap	Sect-1	Speed	Sect-2	Speed	Sect-3	Speed	lap time	Top Speed	lap	Sect-1	Speed	Sect-2	Speed	Sect-3	Speed	lap time	Top Speed
1	Pit Out		55.035	78.3	1:01.379		2:49.706		3	52.472		<u>52.730</u>	<u>92.5</u>	59.185		<u>2:44.387</u>	153.0
2	52.488		53.544	83.7	<u>58.928</u>		2:44.960	152.3	4	<u>51.854</u>		54.060	85.0	Pit In		2:53.249	<u>156.1</u>

8 Sardo-Rodrigues-Sousa-Miguel								Citroen C1									
lap	Sect-1	Speed	Sect-2	Speed	Sect-3	Speed	lap time	Top Speed	lap	Sect-1	Speed	Sect-2	Speed	Sect-3	Speed	lap time	Top Speed
1	Pit Out		53.969	95.9	59.345		2:43.016		10	52.519		51.956	93.2	57.495		2:41.970	156.3
2	51.916		52.557	87.2	57.377		2:41.850	154.5	11	52.220		51.697	97.3	Pit In		2:49.422	158.1
3	52.486		53.377	81.4	57.804		2:43.667	155.8	12	Pit Out		51.361	<u>107.6</u>	57.706		5:30.370	
4	52.061		54.231	89.6	1:00.931		2:47.223	<u>160.0</u>	13	51.397		51.272	106.5	57.633		2:40.302	157.0
5	51.572		51.958	84.8	57.368		2:40.898	159.3	14	52.635		51.316	100.9	Pit In		2:48.960	156.1
6	53.407		54.892	88.5	Pit In		2:56.668	159.1	15	Pit Out		53.807	81.1	57.961		5:57.244	
7	Pit Out		<u>51.098</u>	102.3	57.884		6:46.099		16	51.887		51.947	85.8	<u>57.175</u>		2:41.009	155.8
8	<u>51.312</u>		51.827	96.1	57.493		2:40.632	155.8	17	51.422		51.538	85.9	57.277		<u>2:40.237</u>	157.4
9	51.548		51.612	102.3	57.770		2:40.930	159.3	18	51.824		51.377	90.9	57.419		2:40.620	159.8

9 Silva-Rodrigues-Monteiro-Machado								Citroen C1									
lap	Sect-1	Speed	Sect-2	Speed	Sect-3	Speed	lap time	Top Speed	lap	Sect-1	Speed	Sect-2	Speed	Sect-3	Speed	lap time	Top Speed
1	Pit Out		53.594	<u>364.9</u>	1:00.556		2:44.764		11	50.940		51.545	86.9	57.468		2:39.953	157.7
2	52.500		52.850	88.3	Pit In		2:51.899	153.2	12	51.181		51.279	84.7	56.965		2:39.425	155.6
3	Pit Out		52.466	87.2	59.581		3:20.161		13	51.052		51.872	84.2	Pit In		2:45.523	159.5
4	52.274		53.003	85.4	58.575		2:43.852	154.3	14	Pit Out		52.246	81.2	57.562		4:40.621	
5	52.643		54.198	80.6	Pit In		2:51.554	154.7	15	51.630		51.282	92.3	57.148		2:40.060	156.3
6	Pit Out		52.272	88.7	57.783		5:11.650		16	50.829		51.222	89.5	57.184		2:39.235	155.2
7	51.382		51.973	90.4	57.717		2:41.072	157.7	17	51.247		51.388	86.1	56.916		2:39.551	156.7
8	51.754		52.315	88.9	Pit In		2:49.499	159.3	18	50.850		51.131	89.5	<u>56.792</u>		<u>2:38.773</u>	159.3
9	Pit Out		52.097	81.4	57.384		5:02.132		19	<u>50.735</u>		<u>51.094</u>	87.6	57.386		<u>2:39.215</u>	<u>161.2</u>
10	51.162		51.662	83.3	57.087		2:39.911	155.8	20	50.746		51.120	92.6	57.161		2:39.027	155.6

10 Lazarino-Inácio-Marques-Santos								Citroen C1									
lap	Sect-1	Speed	Sect-2	Speed	Sect-3	Speed	lap time	Top Speed	lap	Sect-1	Speed	Sect-2	Speed	Sect-3	Speed	lap time	Top Speed
1	Pit Out		54.266	100.0	59.161		2:42.430		11	Pit Out		53.285	87.8	58.801		5:03.994	
2	53.086		52.997	102.8	58.697		2:44.780	152.1	12	53.319		53.593	90.4	58.639		2:45.551	<u>157.7</u>
3	52.696		52.827	<u>106.9</u>	58.217		2:43.740	151.7	13	52.709		52.680	92.5	<u>58.099</u>		2:43.488	155.4
4	53.561		52.846	103.3	Pit In		2:53.720	136.5	14	52.888		53.216	95.2	Pit In		2:55.871	154.1
5	Pit Out		52.731	100.8	58.873		5:15.134		15	Pit Out		54.619	89.3	59.805		4:56.201	
6	54.357		54.590	80.7	58.167		2:47.114	152.8	16	52.836		53.889	87.7	59.427		2:46.152	153.6
7	<u>52.175</u>		52.825	88.9	59.388		2:44.388	156.3	17	52.980		53.080	99.8	59.190		2:45.250	151.9
8	53.245		53.216	88.8	58.266		2:44.727	154.9	18	53.833		53.362	103.0	59.611		2:46.806	151.7
9	52.599		<u>52.397</u>	92.2	58.117		<u>2:43.113</u>	156.7	19	53.336		52.479	102.6	59.272		2:45.087	152.1
10	52.891		52.948	98.0	Pit In		2:52.048	156.3	20								

11 Silva-Cruz-Valerio-Pontes								Citroen C1									
lap	Sect-1	Speed	Sect-2	Speed	Sect-3	Speed	lap time	Top Speed	lap	Sect-1	Speed	Sect-2	Speed	Sect-3	Speed	lap time	Top Speed
1	Pit Out		52.261	96.9	58.209		2:39.599		11	Pit Out		51.765	89.3	<u>57.100</u>		4:58.188	
2	52.133		51.207	99.4	58.290		2:41.630	154.7	12	53.257		51.859	94.2	57.141		2:42.257	<u>158.4</u>
3	51.699		51.203	99.1	57.878		2:40.780	156.1	13	51.635		51.853	89.6	57.182		2:40.670	157.4
4	51.598		52.827	105.9	58.733		2:43.158	155.8	14	51.486		51.263	91.7	57.178		2:39.927	157.2
5	51.765		52.188	102.1	57.550		2:41.503	156.3	15	<u>51.107</u>		<u>51.025</u>	101.5	57.658		<u>2:39.790</u>	156.5
6	51.392		51.540	<u>108.4</u>	Pit In		2:51.176	158.1	16	51.782		51.791	90.2	Pit In		2:48.758	156.7
7	Pit Out		52.651	92.0	57.897		4:46.701		17	Pit Out		51.602	89.9	57.488		4:51.503	
8	52.721		52.394	95.0	57.902		2:43.017	156.3	18	51.316		51.737	104.4	57.495		2:40.548	155.6
9	52.477		52.267	92.5	57.638		2:42.382	153.8	19	51.436		51.288	93.0	57.165		2:39.889	156.7
10	53.378		52.860	89.1	Pit In		2:53.370	154.1	20								



Troféu C1 Learn & Drive

Laps and Sector Times - Qualificação 1

3 - 5 July 2020

Autodromo Internacional Algarve - 4652 mtr.

12 R Santos-P Ascensão-J Ascensão-B Santos								Citroen C1									
lap	Sect-1	Speed	Sect-2	Speed	Sect-3	Speed	lap time	Top Speed	lap	Sect-1	Speed	Sect-2	Speed	Sect-3	Speed	lap time	Top Speed
1	Pit Out		53.700	78.7	57.878		2:45.009		10	Pit Out		55.526	81.4	59.611		4:58.570	
2	52.447		52.596	84.0	57.678		2:42.721	150.2	11	53.412		52.636	86.3	58.026		2:44.074	142.7
3	52.960		53.490	81.4	Pit In		2:52.658	145.2	12	52.124		<u>51.995</u>	91.3	57.881		2:42.000	151.3
4	Pit Out		54.681	80.2	59.809		4:43.835		13	54.173		52.746	90.1	Pit In		2:52.211	151.9
5	54.359		53.987	84.8	58.883		2:47.229	150.8	14	Pit Out		53.470	78.3	1:00.430		5:29.478	
6	54.528		54.169	87.5	Pit In		2:57.781	151.3	15	52.446		53.346	84.2	<u>57.576</u>		2:43.368	154.3
7	Pit Out		54.210	81.3	58.409		4:35.000		16	52.705		52.095	88.9	57.654		2:42.454	151.0
8	52.659		52.481	90.0	58.243		2:43.383	153.6	17	53.128		52.163	94.7	1:01.272		2:46.563	154.3
9	54.143		52.984	91.8	Pit In		2:54.153	137.4	18	<u>51.649</u>		51.998	<u>100.0</u>	58.245		2:41.892	155.4

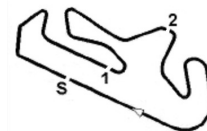
18 Barbosa-Silva-Monteiro-Taveira-Nuno Pardalejo-Mota								Citroen C1									
lap	Sect-1	Speed	Sect-2	Speed	Sect-3	Speed	lap time	Top Speed	lap	Sect-1	Speed	Sect-2	Speed	Sect-3	Speed	lap time	Top Speed
1	Pit Out		53.811	82.4	59.646		2:42.130		9	51.041		51.045	90.8	<u>56.985</u>		2:39.071	153.8
2	52.345		52.574	81.2	58.418		2:43.337	158.6	10	<u>50.546</u>		<u>50.911</u>	<u>96.1</u>	57.215		2:38.672	155.8
3	52.894		52.774	81.9	Pit In		2:53.252	158.6	11	50.737		51.100	91.8	Pit In		2:44.880	156.1
4	Pit Out		54.913	83.7	59.707		6:18.314		12	Pit Out		52.011	92.9	57.641		5:27.054	
5	54.530		55.371	80.1	Pit In		3:01.100	154.5	13	51.376		51.454	92.7	57.661		2:40.491	153.6
6	Pit Out		52.815	85.9	58.286		4:36.792		14	51.599		51.064	95.2	57.418		2:40.081	156.7
7	51.008		51.231	87.7	56.999		2:39.238	154.7	15	52.282		51.158	92.0	57.153		2:40.593	154.7
8	51.041		52.229	88.0	57.037		2:40.307	156.3	16	50.899		51.090	87.9	57.646		2:39.635	<u>161.9</u>

22 Lousada-Teixeira-Couto-Moura								Citroen C1									
lap	Sect-1	Speed	Sect-2	Speed	Sect-3	Speed	lap time	Top Speed	lap	Sect-1	Speed	Sect-2	Speed	Sect-3	Speed	lap time	Top Speed
1	Pit Out		52.529	91.4	57.692		2:39.432		12	51.568		52.402	81.9	Pit In		2:49.357	154.1
2	51.933		52.231	90.8	57.984		2:42.148	154.7	13	Pit Out		52.313	93.8	57.383		4:30.734	
3	51.893		53.319	86.0	Pit In		2:49.639	154.9	14	51.799		<u>51.576</u>	96.0	57.446		2:40.821	156.5
4	Pit Out		51.959	<u>97.5</u>	57.702		4:17.002		15	51.205		51.801	95.6	58.255		2:41.261	155.6
5	51.954		52.026	95.3	57.490		2:41.470	155.2	16	51.425		51.758	90.2	<u>56.920</u>		2:40.103	154.1
6	51.660		52.381	94.0	57.311		2:41.352	154.7	17	51.130		51.862	93.9	57.414		2:40.406	158.6
7	51.143		51.876	90.8	57.202		2:40.221	160.0	18	51.342		51.763	90.5	57.597		2:40.702	155.4
8	51.702		52.534	88.4	Pit In		2:51.471	156.7	19	<u>50.856</u>		51.794	93.0	57.267		<u>2:39.917</u>	<u>160.5</u>
9	Pit Out		51.964	85.8	57.330		4:27.935		20	50.905		51.844	92.2	57.713		2:40.462	156.7
10	52.395		52.341	84.5	57.057		2:41.793	154.5	21	51.081		51.894	91.8	1:01.443		2:44.418	156.7
11	51.761		51.862	88.9	57.131		2:40.754	158.6	22								

26 Falcao-Falcao-Maia-Maia								Citroen C1									
lap	Sect-1	Speed	Sect-2	Speed	Sect-3	Speed	lap time	Top Speed	lap	Sect-1	Speed	Sect-2	Speed	Sect-3	Speed	lap time	Top Speed
1	Pit Out		53.941	75.4	58.040		2:42.679		11	Pit Out		51.887	92.0	57.096		4:54.502	
2	52.094		52.360	78.1	57.687		2:42.141	154.7	12	51.778		51.978	94.9	57.349		2:41.105	157.4
3	52.123		51.862	86.3	Pit In		2:48.302	153.6	13	51.350		51.759	90.0	57.486		2:40.595	155.8
4	Pit Out		51.962	96.1	57.678		5:07.480		14	51.781		51.964	93.4	57.454		2:41.199	154.7
5	52.507		53.235	89.7	57.791		2:43.533	155.2	15	51.243		52.245	91.9	57.161		2:40.649	154.7
6	52.363		51.603	94.9	Pit In		2:49.795	<u>159.1</u>	16	51.451		51.456	97.6	57.180		2:40.087	154.3
7	Pit Out		51.651	92.4	57.880		5:21.459		17	51.157		51.789	91.8	57.208		2:40.154	155.2
8	51.628		52.040	<u>100.7</u>	58.292		2:41.960	155.4	18	51.695		51.432	97.8	56.912		2:40.039	156.1
9	52.097		51.815	89.8	57.396		2:41.308	153.6	19	<u>50.946</u>		<u>51.265</u>	91.1	<u>56.664</u>		2:38.875	156.5
10	51.888		51.415	92.5	Pit In		2:47.580	153.4	20								

29 Godinho-Amorim-Rodrigues-Moura								Citroen C1									
lap	Sect-1	Speed	Sect-2	Speed	Sect-3	Speed	lap time	Top Speed	lap	Sect-1	Speed	Sect-2	Speed	Sect-3	Speed	lap time	Top Speed
1	Pit Out		53.932	84.4	58.204		2:42.234		9	54.019		52.650	<u>104.8</u>	1:02.098		2:48.767	156.5
2	52.351		52.786	79.7	58.656		2:43.793	154.1	10	52.420		52.381	96.5	Pit In		2:49.294	156.5
3	52.143		52.967	87.2	58.237		2:43.347	156.3	11	Pit Out		51.877	92.0	59.920		6:13.409	
4	52.086		53.193	85.4	59.149		2:44.428	158.6	12	<u>51.919</u>		52.255	78.3	58.025		2:42.199	154.1
5	52.307		52.623	89.1	58.084		2:43.014	154.9	13	53.364		52.300	80.7	57.695		2:43.359	158.4
6	52.756		52.977	88.2	Pit In		2:51.307	155.4	14	52.363		52.716	87.3	58.095		2:43.174	154.3
7	Pit Out		53.167	95.5	1:01.988		6:42.856		15	52.282		52.785	91.3	58.234		2:43.301	153.6
8	53.238		52.951	99.0	59.106		2:45.295	155.6	16	52.101		<u>51.447</u>	92.6	<u>57.627</u>		2:41.175	<u>161.2</u>

32 Ferreira-Matias-Monteiro								Citroen C1									
lap	Sect-1	Speed	Sect-2	Speed	Sect-3	Speed	lap time	Top Speed	lap	Sect-1	Speed	Sect-2	Speed	Sect-3	Speed	lap time	Top Speed
1	52.345		51.572	85.6	56.993		2:40.910	155.8	11	Pit Out		51.539	92.7	57.754		4:44.642	
2	51.107		51.266	84.8	56.976		2:39.349	156.7	12	51.560		52.588	83.7	58.180		2:42.328	157.9
3	51.256		51.198	91.8	Pit In		2:45.657	157.2	13	51.087		51.163	89.6	56.896		<u>2:39.146</u>	158.4
4	Pit Out		52.389	76.9	57.650		4:39.486		14	51.135		51.265	90.6	Pit In		2:46.380	159.8


Troféu C1 Learn & Drive

3 - 5 July 2020

Laps and Sector Times - Qualificação 1

Autodromo Internacional Algarve - 4652 mtr.

5	51.601	52.885	84.5	58.009	2:42.495	<u>161.0</u>	15	Pit Out	1:03.083	90.3	56.794	4:58.789	
6	50.991	51.313	92.4	57.676	2:39.980	160.7	16	50.964	<u>50.932</u>	<u>99.4</u>	57.788	2:39.684	157.7
7	51.220	51.225	87.2	57.277	2:39.722	157.9	17	<u>50.906</u>	51.995	87.3	56.947	2:39.848	157.2
8	51.445	51.456	92.5	57.377	2:40.278	157.0	18	51.106	52.187	82.4	<u>56.662</u>	2:39.955	156.3
9	51.256	51.039	88.6	57.164	2:39.459	157.7	19	51.325	51.201	83.8	56.684	2:39.210	159.3
10	53.426	53.159	82.8	Pit In	2:51.361	157.7	20						

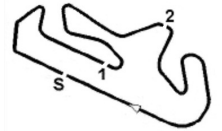
33 Ferreira-Simões-Pinho-Mesquita-Oliveira-Moreira								Citroen C1									
lap	Sect-1	Speed	Sect-2	Speed	Sect-3	Speed	lap time	Top Speed	lap	Sect-1	Speed	Sect-2	Speed	Sect-3	Speed	lap time	Top Speed
1	Pit Out		52.397	88.5	57.884		2:39.212		8	51.016		51.555	86.1	56.906		2:39.477	157.2
2	51.890		51.746	85.6	57.032		2:40.668	155.8	9	50.933		51.174	84.4	56.759		2:38.866	157.9
3	51.456		52.263	84.2	57.382		2:41.101	<u>161.9</u>	10	51.199		51.131	82.6	56.902		2:39.232	157.0
4	51.628		52.133	84.6	56.822		2:40.583	156.3	11	51.214		51.235	83.3	Pit In		2:47.575	156.5
5	51.453		51.186	82.6	57.053		2:39.692	157.7	12	Pit Out		51.397	<u>91.9</u>	56.625		5:13.956	
6	51.000		51.178	86.2	56.795		2:38.973	158.4	13	<u>50.490</u>		51.258	84.3	<u>56.202</u>		<u>2:37.950</u>	158.8
7	51.227		51.115	86.7	56.735		2:39.077	156.3	14	51.086		<u>50.933</u>	84.6	56.500		2:38.519	156.3

34 Botelho-Magalhaes-Magalhaes-Simoes								Citroen C1									
lap	Sect-1	Speed	Sect-2	Speed	Sect-3	Speed	lap time	Top Speed	lap	Sect-1	Speed	Sect-2	Speed	Sect-3	Speed	lap time	Top Speed
1	Pit Out		52.531	94.3	57.903		2:39.294		11	51.882		51.345	96.6	57.618		2:40.845	156.3
2	51.729		52.734	79.9	59.599		2:44.062	156.1	12	51.365		51.483	<u>99.5</u>	58.259		2:41.107	<u>157.4</u>
3	51.585		51.480	91.0	Pit In		2:47.384	155.6	13	51.440		51.137	98.5	57.477		2:40.054	155.6
4	Pit Out		52.071	88.1	57.430		4:56.747		14	51.205		<u>51.091</u>	96.7	57.530		<u>2:39.826</u>	156.1
5	51.725		51.407	87.7	57.364		2:40.496	155.6	15	<u>51.059</u>		53.031	89.9	<u>57.267</u>		2:41.357	157.0
6	51.599		52.351	87.0	Pit In		2:48.453	156.3	16	51.547		51.397	95.7	57.531		2:40.475	155.4
7	Pit Out		52.675	92.7	57.745		4:47.786		17	51.298		51.576	87.5	57.290		2:40.164	156.5
8	51.416		52.029	98.2	57.587		2:41.032	155.8	18	51.600		51.298	91.1	57.306		2:40.204	157.0
9	51.877		51.813	97.7	Pit In		2:48.402	156.3	19	51.482		51.121	96.8	57.606		2:40.209	155.8
10	Pit Out		51.792	95.1	57.481		4:18.502		20								

40 Correia-Mil-Homens-Aguas-Costa-Constante-Carrilho								Citroen C1									
lap	Sect-1	Speed	Sect-2	Speed	Sect-3	Speed	lap time	Top Speed	lap	Sect-1	Speed	Sect-2	Speed	Sect-3	Speed	lap time	Top Speed
1	Pit Out		51.803	92.3	57.277		2:36.833		10	Pit Out		53.904	81.5	59.067		4:49.415	
2	51.277		51.461	94.3	57.326		2:40.064	156.1	11	53.397		52.923	86.8	Pit In		2:54.913	148.1
3	<u>50.988</u>		51.526	84.7	57.322		2:39.836	157.9	12	Pit Out		54.251	88.0	58.116		5:03.862	
4	51.790		<u>51.180</u>	89.0	Pit In		2:50.474	156.7	13	52.046		52.257	87.2	Pit In		2:55.882	<u>159.5</u>
5	Pit Out		51.468	96.9	<u>57.141</u>		3:54.178		14	Pit Out		55.743	73.3	1:01.364		6:19.438	
6	51.061		51.377	<u>99.4</u>	57.330		<u>2:39.768</u>	158.6	15	55.436		58.489	71.3	Pit In		3:06.354	152.5
7	51.296		51.789	94.8	Pit In		2:47.135	156.1	16	Pit Out		52.115	89.0	57.350		4:35.398	
8	Pit Out		52.870	93.3	57.982		5:03.017		17	51.702		52.248	86.5	57.627		2:41.577	157.9
9	53.247		52.535	95.2	Pit In		2:49.708	156.5	18								

41 Pardal-Castanheira-Camelo								Citroen C1									
lap	Sect-1	Speed	Sect-2	Speed	Sect-3	Speed	lap time	Top Speed	lap	Sect-1	Speed	Sect-2	Speed	Sect-3	Speed	lap time	Top Speed
1	Pit Out		52.923	<u>102.0</u>	59.666		2:42.020		11	51.232		51.761	92.5	57.569		2:40.562	154.5
2	51.751		52.148	92.8	57.767		2:41.666	154.7	12	51.798		52.031	93.8	57.928		2:41.757	153.8
3	51.573		52.572	86.2	58.066		2:42.211	155.8	13	51.771		52.541	96.2	Pit In		2:47.918	155.4
4	51.563		52.007	92.2	58.066		2:41.636	155.8	14	Pit Out		51.718	88.7	57.576		4:30.808	
5	51.779		52.238	93.1	57.928		2:41.945	157.2	15	51.693		51.864	87.4	57.299		2:40.856	154.5
6	51.739		52.662	89.2	Pit In		2:48.337	156.5	16	51.713		51.665	88.5	57.360		2:40.738	154.5
7	Pit Out		52.264	93.7	58.293		5:32.197		17	<u>50.822</u>		<u>51.406</u>	94.2	57.781		<u>2:40.009</u>	157.2
8	51.363		51.800	97.7	57.904		2:41.067	155.8	18	51.344		52.055	93.5	57.545		2:40.944	<u>160.7</u>
9	51.338		52.186	89.4	57.767		2:41.291	156.7	19	51.263		52.127	91.2	<u>57.187</u>		2:40.577	158.6
10	51.628		52.555	95.5	57.503		2:41.686	154.5	20								

44 Ribeiro-Gonçalves-Oliveira-Sousa								Citroen C1									
lap	Sect-1	Speed	Sect-2	Speed	Sect-3	Speed	lap time	Top Speed	lap	Sect-1	Speed	Sect-2	Speed	Sect-3	Speed	lap time	Top Speed
1	Pit Out		57.956	97.5	58.260		2:57.258		10	53.661		52.142	83.3	Pit In		2:51.769	153.8
2	52.113		52.272	98.9	57.751		2:42.136	155.4	11	Pit Out		<u>50.715</u>	<u>100.1</u>	57.522		4:03.873	
3	52.042		52.079	94.4	Pit In		2:49.655	153.8	12	51.298		51.625	90.0	<u>56.984</u>		2:39.907	154.9
4	Pit Out		52.461	95.0	58.350		4:23.417		13	51.264		51.539	93.6	56.991		2:39.794	156.5
5	51.332		51.922	96.5	58.007		2:41.261	157.4	14	51.247		51.257	91.4	Pit In		2:45.677	<u>157.7</u>
6	51.925		51.873	95.3	Pit In		2:48.712	<u>157.7</u>	15	Pit Out		51.069	93.5	57.397		7:54.315	
7	Pit Out		53.771	89.5	57.760		4:27.891		16	51.210		51.168	97.9	Pit In		2:46.833	156.1
8	<u>51.186</u>		51.474	82.0	57.013		2:39.673	155.6	17	Pit Out		52.457	90.4	59.229		5:16.816	
9	51.271		51.204	88.4	57.174		<u>2:39.649</u>	157.0	18								



Troféu C1 Learn & Drive

3 - 5 July 2020

Laps and Sector Times - Qualificação 1

Autodromo Internacional Algarve - 4652 mtr.

51 Guimaraes-Rino-Silva-Teixeira-Correia-Correia								Citroen C1									
lap	Sect-1	Speed	Sect-2	Speed	Sect-3	Speed	lap time	Top Speed	lap	Sect-1	Speed	Sect-2	Speed	Sect-3	Speed	lap time	Top Speed
1	Pit Out		52.922	94.8	58.194		2:39.234		10	Pit Out		56.332	84.4	59.321		5:21.897	
2	<u>51.479</u>		52.760	93.6	<u>57.819</u>		<u>2:42.058</u>	157.9	11	52.941		54.342	98.9	58.446		2:45.729	155.8
3	52.598		53.149	87.2	Pit In		2:52.116	158.4	12	54.232		54.588	92.4	Pit In		2:54.905	157.4
4	Pit Out		53.188	97.4	58.058		4:46.380		13	Pit Out		52.548	87.7	58.127		5:16.808	
5	52.878		52.798	<u>106.8</u>	57.874		2:43.550	158.1	14	52.011		52.885	86.2	57.947		2:42.843	157.7
6	52.621		52.977	97.3	Pit In		2:50.382	157.7	15	51.973		52.584	91.9	58.001		2:42.558	<u>158.6</u>
7	Pit Out		52.671	96.0	1:00.045		5:04.438		16	52.049		<u>52.235</u>	92.3	Pit In		2:51.350	158.4
8	53.787		53.661	95.6	58.811		2:46.259	154.9	17	Pit Out		52.419	80.7	58.135		3:41.277	
9	54.081		53.042	94.7	Pit In		2:54.637	149.6	18								

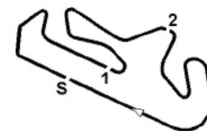
54 Costa-Costa-Costa								Citroen C1									
lap	Sect-1	Speed	Sect-2	Speed	Sect-3	Speed	lap time	Top Speed	lap	Sect-1	Speed	Sect-2	Speed	Sect-3	Speed	lap time	Top Speed
1	Pit Out		1:06.507	92.7	1:08.650		3:11.268		10	51.417		52.658	80.7	57.510		2:41.585	156.3
2	52.995		1:01.820	91.4	58.280		2:53.095	155.8	11	51.904		52.361	75.7	57.702		2:41.967	155.6
3	52.679		52.642	90.4	58.121		2:43.442	159.5	12	<u>51.241</u>		52.104	85.0	Pit In		2:50.161	157.4
4	51.353		<u>51.819</u>	92.3	58.195		<u>2:41.367</u>	159.8	13	Pit Out		52.775	87.4	58.468		5:16.044	
5	51.748		55.158	78.3	59.916		2:46.822	161.0	14	52.076		55.165	91.3	57.555		2:44.796	155.4
6	51.505		52.848	<u>94.2</u>	Pit In		2:52.020	<u>161.7</u>	15	52.774		52.211	91.4	58.473		2:43.458	158.4
7	Pit Out		53.362	80.7	57.856		5:25.585		16	51.913		52.593	84.9	57.605		2:42.111	155.8
8	51.730		54.952	81.1	57.843		2:44.525	158.4	17	51.777		52.356	91.5	57.551		2:41.684	157.0
9	51.403		52.587	89.0	57.673		2:41.663	157.2	18	52.676		52.347	88.0	<u>57.279</u>		2:42.302	157.2

81 Silva-Negrais-Vilela-Martins-Rodrigues-Rodrigues								Citroen C1									
lap	Sect-1	Speed	Sect-2	Speed	Sect-3	Speed	lap time	Top Speed	lap	Sect-1	Speed	Sect-2	Speed	Sect-3	Speed	lap time	Top Speed
1	Pit Out		54.125	77.2	57.940		2:45.670		8	Pit Out		51.824	87.5	56.416		17:08.630	
2	51.469		56.446	79.8	57.731		2:45.646	159.3	9	51.066		50.702	84.0	56.680		2:38.448	158.4
3	55.836		53.204	<u>96.8</u>	Pit In		2:54.704	160.7	10	50.467		51.007	89.2	56.738		2:38.212	158.8
4	Pit Out		50.510	88.4	56.315		4:35.655		11	50.247		51.580	82.8	56.253		2:38.080	160.2
5	50.345		50.613	85.5	56.836		2:37.794	160.7	12	50.387		<u>50.323</u>	86.6	56.391		2:37.101	157.4
6	50.481		50.648	86.0	<u>56.107</u>		2:37.236	159.8	13	50.458		50.599	93.8	56.366		2:37.423	158.6
7	50.398		51.368	80.8	Pit In		2:44.447	<u>161.2</u>	14	<u>50.189</u>		50.539	87.3	56.274		<u>2:37.002</u>	160.7

88 Leao-Simoes-Silvestre-Simoes-Alface								Citroen C1									
lap	Sect-1	Speed	Sect-2	Speed	Sect-3	Speed	lap time	Top Speed	lap	Sect-1	Speed	Sect-2	Speed	Sect-3	Speed	lap time	Top Speed
1	Pit Out		51.878	93.3	58.014		2:38.063		10	Pit Out		51.764	90.7	58.142		4:47.972	
2	50.940		51.522	87.8	<u>57.091</u>		<u>2:39.553</u>	157.9	11	51.883		51.414	89.3	58.151		2:41.448	156.5
3	51.875		51.661	92.9	57.337		2:40.873	157.9	12	51.507		51.414	91.6	Pit In		2:54.686	158.1
4	51.845		51.981	87.2	57.911		2:41.737	159.5	13	Pit Out		54.064	87.0	58.913		4:32.693	
5	51.216		<u>51.409</u>	92.5	57.384		2:40.009	158.1	14	52.496		52.377	77.8	58.775		2:43.648	156.3
6	<u>50.815</u>		51.935	<u>98.5</u>	Pit In		2:49.808	<u>161.0</u>	15	52.819		54.845	79.6	Pit In		2:57.344	154.1
7	Pit Out		55.308	97.8	58.777		5:25.185		16	Pit Out		52.064	94.3	57.367		4:16.201	
8	52.270		52.403	95.2	59.616		2:44.289	156.5	17	51.788		51.572	95.7	57.608		2:40.968	154.9
9	51.956		52.019	<u>98.5</u>	Pit In		2:48.769	156.7	18								

99 Azevedo-Vintem-Cunha-Fernandes-Costa-Batina								Citroen C1									
lap	Sect-1	Speed	Sect-2	Speed	Sect-3	Speed	lap time	Top Speed	lap	Sect-1	Speed	Sect-2	Speed	Sect-3	Speed	lap time	Top Speed
1	Pit Out		53.805	79.8	58.358		2:41.321		10	51.008		51.865	90.9	<u>56.936</u>		<u>2:39.809</u>	155.6
2	52.372		52.256	88.7	58.560		2:43.188	154.9	11	51.324		52.078	<u>103.3</u>	Pit In		2:50.425	<u>160.0</u>
3	52.779		52.739	78.8	Pit In		2:53.761	157.9	12	Pit Out		52.927	96.9	58.865		4:51.095	
4	Pit Out		51.740	93.5	58.187		5:12.323		13	52.870		53.301	84.6	58.198		2:44.369	155.8
5	51.633		51.504	91.6	57.777		2:40.914	155.2	14	52.304		52.191	92.4	Pit In		2:49.043	156.5
6	51.511		51.717	92.9	Pit In		2:46.760	155.8	15	Pit Out		54.447	81.4	59.573		6:37.417	
7	Pit Out		51.716	95.6	57.901		4:56.962		16	53.108		54.068	79.1	Pit In		2:54.847	154.9
8	<u>50.742</u>		52.231	87.4	58.302		2:41.275	156.5	17	Pit Out		53.586	81.4	59.862		4:46.462	
9	51.425		<u>51.495</u>	95.5	57.741		2:40.661	155.2	18								

111 Pinto-Escarigo-Godinho-Henriques								Citroen C1									
lap	Sect-1	Speed	Sect-2	Speed	Sect-3	Speed	lap time	Top Speed	lap	Sect-1	Speed	Sect-2	Speed	Sect-3	Speed	lap time	Top Speed
1	Pit Out		53.435	88.2	58.799		2:42.314		11	Pit Out		52.504	90.3	58.405		4:56.254	
2	52.020		52.365	89.7	57.961		2:42.346	153.2	12	52.156		51.758	99.5	59.264		2:43.178	154.5
3	51.780		51.982	<u>103.3</u>	58.146		2:41.908	154.9	13	51.847		51.818	90.4	58.552		2:42.217	157.9
4	51.498		52.005	98.8	58.538		2:42.041	155.8	14	51.641		51.718	93.9	Pit In		2:49.910	157.7
5	51.797		52.335	89.3	Pit In		2:49.808	155.6	15	Pit Out		51.709	92.0	57.448		4:41.906	
6	Pit Out		52.530	85.5	58.711		4:50.215		16	51.035		51.273	92.9	<u>57.271</u>		2:39.579	157.4
7	52.118		52.462	83.4	58.105		2:42.685	155.4	17	<u>50.875</u>		51.446	93.0	57.803		2:40.124	157.2
8	51.919		52.745	89.8	58.321		2:42.985	154.1	18	50.959		<u>51.172</u>	91.8	57.292		<u>2:39.423</u>	<u>159.1</u>


Troféu C1 Learn & Drive

3 - 5 July 2020

Laps and Sector Times - Qualificação 1

Autodromo Internacional Algarve - 4652 mtr.

9	52.147	52.104	88.7	58.226	2:42.477	154.3	19	1:00.471	1:03.084	75.8	Pit In	3:17.435	130.4
10	51.834	52.418	93.8	Pit In	2:49.749	154.3	20						

126 Pereira-Melo-Silva-Castro-Oliveira								Citroen C1									
lap	Sect-1	Speed	Sect-2	Speed	Sect-3	Speed	lap time	Top Speed	lap	Sect-1	Speed	Sect-2	Speed	Sect-3	Speed	lap time	Top Speed
1	Pit Out		54.924	82.8	58.010		2:44.165		10	51.696		52.014	84.1	Pit In		2:47.646	155.8
2	52.585		52.629	81.0	58.217		2:43.431	153.2	11	Pit Out		52.069	96.3	58.026		4:38.369	
3	54.161		52.824	79.9	Pit In		2:55.170	154.5	12	51.266		53.433	94.7	Pit In		2:51.597	158.1
4	Pit Out		53.221	98.5	59.136		4:37.333		13	Pit Out		51.662	92.9	57.323		4:46.098	
5	53.249		52.973	71.8	58.006		2:44.228	156.7	14	50.961		51.118	96.8	57.657		2:39.736	161.0
6	51.620		53.026	90.7	57.882		2:42.528	157.4	15	53.795		53.581	85.4	56.725		2:44.101	158.1
7	52.079		53.119	89.8	Pit In		3:05.850	156.7	16	51.030		52.249	90.2	57.037		2:40.316	161.7
8	Pit Out		52.441	88.6	58.171		4:16.313		17	50.761		51.427	90.6	57.165		2:39.353	161.0
9	52.184		51.856	86.3	57.854		2:41.894	155.2	18	50.992		52.389	74.6	Pit In		2:53.157	157.0

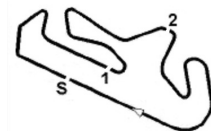
188 R Delgado-Oliveira-Xavier-L Delgado-Ferreira								Citroen C1									
lap	Sect-1	Speed	Sect-2	Speed	Sect-3	Speed	lap time	Top Speed	lap	Sect-1	Speed	Sect-2	Speed	Sect-3	Speed	lap time	Top Speed
1	Pit Out		51.953	81.4	56.894		2:36.546		11	50.908		51.426	88.1	57.419		2:39.753	158.8
2	51.200		51.339	87.9	56.477		2:39.016	157.7	12	51.424		51.148	90.5	Pit In		2:46.664	157.7
3	50.337		51.223	82.0	56.613		2:38.173	161.2	13	Pit Out		51.788	85.6	57.463		4:50.309	
4	50.465		51.357	79.0	56.389		2:38.211	158.6	14	51.460		51.700	88.1	57.674		2:40.834	161.0
5	50.915		51.669	80.6	Pit In		2:46.798	159.5	15	51.705		51.992	89.0	Pit In		2:50.543	158.4
6	Pit Out		52.195	94.7	57.733		4:43.724		16	Pit Out		1:02.903	87.9	1:01.187		4:47.982	
7	51.034		51.620	91.9	57.374		2:40.028	158.8	17	50.664		51.062	85.5	56.861		2:38.587	159.3
8	51.174		50.828	95.5	Pit In		2:47.965	158.8	18	50.733		51.172	82.0	56.612		2:38.517	159.1
9	Pit Out		51.731	89.6	57.415		4:44.072		19	50.681		56.253	77.5	1:12.504		2:59.438	158.8
10	51.096		51.191	86.5	56.923		2:39.210	159.1	20								

266 Sousa-Costa-Gil-Ribeiro								Citroen C1									
lap	Sect-1	Speed	Sect-2	Speed	Sect-3	Speed	lap time	Top Speed	lap	Sect-1	Speed	Sect-2	Speed	Sect-3	Speed	lap time	Top Speed
1	Pit Out		53.386	77.8	59.105		2:41.634		9	51.504		51.410	84.6	57.552		2:40.466	156.1
2	51.439		52.067	83.4	57.684		2:41.190	155.6	10	51.248		51.354	87.8	57.649		2:40.251	155.8
3	51.563		52.168	79.0	1:00.718		2:44.449	154.9	11	51.481		51.191	85.8	Pit In		2:47.710	156.7
4	52.160		51.599	85.0	57.729		2:41.488	154.7	12	Pit Out		51.025	95.4	1:01.196		4:54.062	
5	51.886		52.973	85.0	Pit In		2:51.254	155.2	13	53.445		51.066	91.6	1:09.617		2:54.128	159.3
6	Pit Out		51.844	83.8	58.534		4:20.116		14	51.845		51.253	87.6	57.462		2:40.560	159.8
7	51.563		51.711	88.5	57.386		2:40.660	155.8	15	50.395		51.453	85.4	56.994		2:38.842	160.5
8	51.327		51.465	90.1	57.512		2:40.304	156.7	16	54.994		1:04.514	79.5	Pit In		3:17.012	162.2

311 Monteiro-Moura-Baptista-Baptista								Citroen C1									
lap	Sect-1	Speed	Sect-2	Speed	Sect-3	Speed	lap time	Top Speed	lap	Sect-1	Speed	Sect-2	Speed	Sect-3	Speed	lap time	Top Speed
1	Pit Out		53.284	80.7	58.510		2:39.617		11	Pit Out		51.293	98.4	57.067		4:37.889	
2	52.572		52.455	82.1	58.003		2:43.030	153.2	12	51.338		51.677	92.1	57.100		2:40.115	153.6
3	52.446		53.642	78.7	58.707		2:44.795	152.5	13	51.120		51.402	100.3	57.443		2:39.965	155.2
4	52.525		53.210	77.7	57.674		2:43.409	153.6	14	51.355		51.328	96.9	57.061		2:39.744	156.1
5	52.235		52.646	78.9	57.878		2:42.759	153.4	15	51.414		51.300	95.7	Pit In		2:45.767	155.4
6	52.533		52.258	76.2	Pit In		2:48.750	156.3	16	Pit Out		51.160	81.4	Pit In		4:32.623	
7	Pit Out		53.065	80.5	58.476		4:51.242		17	Pit Out		50.770	87.8	56.569		4:18.530	
8	52.688		52.461	80.1	58.506		2:43.655	154.3	18	50.934		50.953	90.3	56.842		2:38.729	158.6
9	51.722		52.371	84.8	57.843		2:41.936	159.3	19	51.058		50.917	91.4	56.852		2:38.827	154.7
10	52.201		52.762	85.2	Pit In		2:53.683	156.5	20								

321 Silva-Gameiro-Horta-Molarinho								Citroen C1									
lap	Sect-1	Speed	Sect-2	Speed	Sect-3	Speed	lap time	Top Speed	lap	Sect-1	Speed	Sect-2	Speed	Sect-3	Speed	lap time	Top Speed
1	Pit Out		51.824	91.2	57.540		2:37.183		9	51.205		51.661	84.7	57.282		2:40.148	157.2
2	51.046		51.714	94.7	57.899		2:40.659	157.0	10	51.416		51.304	89.2	57.538		2:40.258	155.2
3	51.549		51.591	91.3	Pit In		2:48.916	154.9	11	52.889		51.429	79.8	56.988		2:41.306	154.1
4	Pit Out		53.365	81.0	57.903		5:08.042		12	51.207		52.054	84.9	57.402		2:40.663	158.8
5	51.690		51.641	87.8	57.535		2:40.866	156.3	13	51.466		51.381	82.1	57.185		2:40.032	154.1
6	51.579		51.700	91.3	Pit In		2:48.213	157.0	14	51.245		51.324	82.5	56.776		2:39.345	154.3
7	Pit Out		52.881	87.2	57.790		4:58.409		15	51.162		51.270	100.1	57.788		2:40.220	155.6
8	51.111		51.220	89.4	57.721		2:40.052	154.5	16	51.439		51.380	83.2	56.716		2:39.535	151.7

326 Keller-Di Placido-Branke								Citroen C1									
lap	Sect-1	Speed	Sect-2	Speed	Sect-3	Speed	lap time	Top Speed	lap	Sect-1	Speed	Sect-2	Speed	Sect-3	Speed	lap time	Top Speed
1	Pit Out		54.234	76.2	59.076		2:44.642		11	52.594		52.380	86.7	Pit In		2:50.969	151.9
2	53.355		53.353	92.3	1:00.065		2:46.773	151.7	12	Pit Out		53.460	87.7	58.436		6:53.456	
3	52.504		53.318	87.0	58.832		2:44.654	152.8	13	53.160		51.928	90.3	58.665		2:43.753	153.2


Troféu C1 Learn & Drive

3 - 5 July 2020

Laps and Sector Times - Qualificação 1

Autodromo Internacional Algarve - 4652 mtr.

4	52.864	53.587	89.7	Pit In	2:57.293	153.6	14	52.125	52.486	86.1	58.701	2:43.312	152.1
5	Pit Out	53.313	75.4	58.269	4:55.049		15	52.716	52.360	89.3	58.304	2:43.380	152.5
6	52.109	52.663	86.7	59.203	2:43.975	<u>159.8</u>	16	<u>51.888</u>	51.963	90.9	58.340	2:42.191	152.5
7	51.931	52.880	86.5	58.616	2:43.427	158.1	17	52.094	51.796	90.8	58.010	2:41.900	153.4
8	52.484	51.957	88.4	58.148	2:42.589	153.4	18	51.922	<u>51.792</u>	88.0	57.929	<u>2:41.643</u>	152.8
9	52.266	52.798	90.3	58.517	2:43.581	152.8	19	51.923	52.007	83.0	58.302	2:42.232	154.1
10	52.119	52.334	89.0	<u>57.923</u>	2:42.376	152.1	20						

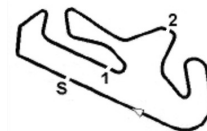
330 Passanha-Passanha-Antunes-Gaivao								Citroen C1									
lap	Sect-1	Speed	Sect-2	Speed	Sect-3	Speed	lap time	Top Speed	lap	Sect-1	Speed	Sect-2	Speed	Sect-3	Speed	lap time	Top Speed
1	Pit Out		52.986	80.1	57.909		<u>2:41.943</u>		11	51.200		51.748	83.3	57.418		2:40.366	159.5
2	51.579		51.583	88.6	57.824		2:40.986	154.5	12	51.509		51.602	87.7	57.494		2:40.605	154.5
3	51.519		51.441	87.2	1:01.803		2:44.763	156.3	13	51.072		51.417	84.4	Pit In		<u>2:46.320</u>	157.2
4	51.480		51.758	82.2	57.382		2:40.620	154.9	14	Pit Out		51.400	83.6	57.113		5:51.199	
5	51.242		51.328	88.9	57.415		2:39.985	156.1	15	51.058		51.600	84.8	57.394		2:40.052	158.6
6	51.545		52.746	83.2	Pit In		2:48.444	156.3	16	51.094		51.742	88.9	57.310		2:40.146	156.7
7	Pit Out		51.989	93.7	57.742		<u>5:10.159</u>		17	<u>50.770</u>		51.151	87.4	<u>57.022</u>		<u>2:38.943</u>	157.2
8	51.100		51.203	101.5	57.797		2:40.100	157.2	18	50.900		51.181	88.5	57.031		2:39.112	158.4
9	51.390		<u>51.042</u>	<u>103.4</u>	Pit In		2:44.998	159.1	19	50.851		51.250	92.1	57.423		2:39.524	<u>161.7</u>
10	Pit Out		51.773	80.2	58.363		5:37.211		20								

352 Cardoso-Soares-Sepulveda								Citroen C1									
lap	Sect-1	Speed	Sect-2	Speed	Sect-3	Speed	lap time	Top Speed	lap	Sect-1	Speed	Sect-2	Speed	Sect-3	Speed	lap time	Top Speed
1	Pit Out		52.462	<u>104.3</u>	58.627		2:41.883		10	51.543		53.462	87.9	58.960		2:43.965	155.4
2	52.069		52.189	101.5	58.218		2:42.476	154.5	11	51.806		52.277	88.9	58.303		2:42.386	153.6
3	51.990		51.881	101.5	58.713		2:42.584	156.5	12	52.061		<u>51.725</u>	87.5	Pit In		2:49.345	156.1
4	52.519		52.138	94.6	58.025		2:42.682	153.2	13	Pit Out		57.601	85.1	58.162		6:51.151	
5	53.716		1:00.519	87.9	Pit In		3:00.741	154.5	14	51.576		52.127	90.5	57.602		2:41.305	156.7
6	Pit Out		52.430	90.2	57.967		5:33.194		15	53.089		51.933	100.5	58.557		2:43.579	159.5
7	51.237		52.185	86.5	<u>57.540</u>		2:40.962	154.5	16	52.470		51.998	90.1	57.746		2:42.214	154.1
8	52.399		52.305	83.0	57.865		2:42.569	153.8	17	<u>51.137</u>		51.886	95.3	57.683		<u>2:40.706</u>	<u>160.5</u>
9	51.991		52.025	89.5	58.011		2:42.027	154.5	18	51.915		53.029	94.1	57.589		2:42.533	155.8

444 Mota-Caiado-Neto-Vinagre-Carvalho								Citroen C1									
lap	Sect-1	Speed	Sect-2	Speed	Sect-3	Speed	lap time	Top Speed	lap	Sect-1	Speed	Sect-2	Speed	Sect-3	Speed	lap time	Top Speed
1	Pit Out		52.538	94.4	57.894		2:40.211		11	51.853		51.927	99.4	57.504		2:41.284	153.4
2	51.330		51.904	92.9	57.677		2:40.911	154.7	12	51.591		51.667	90.4	Pit In		2:47.340	154.9
3	51.752		51.520	<u>101.5</u>	57.497		2:40.769	153.6	13	Pit Out		55.436	87.3	57.483		5:03.636	
4	51.492		51.786	96.9	Pit In		2:46.986	154.5	14	51.491		51.777	89.6	57.210		2:40.478	158.6
5	Pit Out		1:08.930	68.6	58.442		4:46.150		15	52.788		53.039	78.6	57.176		2:43.003	156.3
6	50.969		51.430	88.9	57.091		2:39.490	<u>160.5</u>	16	51.148		51.614	89.7	57.127		2:39.889	160.0
7	51.227		51.433	92.8	57.355		2:40.015	155.6	17	<u>50.844</u>		51.252	86.5	<u>56.909</u>		<u>2:39.005</u>	155.6
8	53.733		52.027	91.0	Pit In		2:50.858	155.2	18	51.311		<u>51.141</u>	93.8	57.679		2:40.131	156.5
9	Pit Out		52.048	94.3	57.576		5:00.360		19	50.844		51.146	92.4	57.181		2:39.171	155.8
10	51.736		51.449	99.8	57.459		2:40.644	153.4	20								

555 Soares-Caetano-Coutinho-Rodrigues-Santos-Ferrão								Citroen C1									
lap	Sect-1	Speed	Sect-2	Speed	Sect-3	Speed	lap time	Top Speed	lap	Sect-1	Speed	Sect-2	Speed	Sect-3	Speed	lap time	Top Speed
1	Pit Out		52.257	<u>100.2</u>	59.018		2:41.898		11	51.686		52.388	88.7	57.222		2:41.296	156.3
2	52.449		51.994	98.0	58.352		2:42.795	154.1	12	51.841		51.832	91.7	57.335		2:41.008	155.8
3	51.575		51.628	92.1	58.224		2:41.427	154.5	13	55.212		54.347	90.5	Pit In		2:59.750	152.1
4	51.338		51.791	87.4	57.562		2:40.691	156.3	14	Pit Out		52.947	90.2	57.155		4:40.711	
5	51.626		51.496	85.8	57.745		2:40.867	<u>161.4</u>	15	51.449		51.776	89.8	57.670		2:40.895	160.7
6	51.612		51.345	94.6	57.888		2:40.845	157.7	16	51.410		<u>51.076</u>	87.4	<u>57.028</u>		<u>2:39.514</u>	156.7
7	51.563		51.632	86.7	57.654		2:40.849	159.3	17	<u>50.965</u>		51.562	86.7	57.468		2:39.995	158.6
8	51.117		51.536	91.0	Pit In		2:47.831	158.1	18	51.936		51.506	86.5	57.082		2:40.524	155.6
9	Pit Out		53.198	82.9	57.526		4:55.001		19	51.533		52.049	77.9	58.367		2:41.949	157.0
10	51.973		52.553	85.7	57.151		2:41.677	157.2	20	51.500		51.304	84.6	57.135		2:39.939	154.7

777 Pires-Pires-Cardoso-Rodrigues-Costa								Citroen C1									
lap	Sect-1	Speed	Sect-2	Speed	Sect-3	Speed	lap time	Top Speed	lap	Sect-1	Speed	Sect-2	Speed	Sect-3	Speed	lap time	Top Speed
1	Pit Out		52.356	85.0	57.331		2:39.194		11	51.666		51.263	92.2	Pit In		2:46.292	151.7
2	51.440		51.831	87.3	57.359		2:40.630	152.3	12	Pit Out		52.139	89.9	57.351		5:15.060	
3	51.407		51.626	85.0	57.361		2:40.394	154.1	13	51.426		51.736	91.6	58.021		2:41.183	<u>156.5</u>
4	53.367		52.504	86.9	Pit In		2:52.294	153.8	14	52.992		51.679	84.3	57.574		2:42.245	153.8
5	Pit Out		51.528	85.2	Pit In		6:11.196		15	51.411		51.741	84.4	57.337		2:40.489	151.9
6	Pit Out		53.822	81.9	57.163		3:32.024		16	51.865		52.397	86.5	Pit In		2:48.122	153.4
7	51.341		51.741	81.2	<u>57.132</u>		2:40.214	156.1	17	Pit Out		52.852	82.9	57.166		4:36.825	
8	53.152		52.770	80.2	Pit In		2:52.232	154.1	18	51.175		51.372	81.4	57.255		2:39.802	154.1


Troféu C1 Learn & Drive

3 - 5 July 2020

Laps and Sector Times - Qualificação 1

Autodromo Internacional Algarve - 4652 mtr.

9	Pit Out	51.890	<u>93.8</u>	57.710	4:17.962	19	<u>50.740</u>	<u>51.116</u>	83.7	57.725	<u>2:39.581</u>	154.3
10	52.248	51.683	89.2	57.620	2:41.551	20						

808 Marques-Simoes-Fernandes-Zeferino-Sofia-Silva								Citroen C1									
lap	Sect-1	Speed	Sect-2	Speed	Sect-3	Speed	lap time	Top Speed	lap	Sect-1	Speed	Sect-2	Speed	Sect-3	Speed	lap time	Top Speed
1	Pit Out		55.293	76.5	1:00.445		2:48.351		10	51.942		51.853	93.2	Pit In		2:47.716	156.1
2	55.258		52.966	93.2	Pit In		2:53.828	154.7	11	Pit Out			<u>98.5</u>	58.887		4:57.262	
3	Pit Out		53.826	78.4	57.478		5:14.094		12				97.8	57.817		2:42.499	158.8
4	52.802		52.387	80.8	Pit In		2:49.472	156.7	13	51.983		52.433	98.1	57.562		2:41.978	157.7
5	Pit Out		53.816	91.4	58.979		4:48.958		14	52.536		51.821	96.9	57.770		2:42.127	158.1
6	52.572		52.637	91.8	Pit In		2:52.116	153.6	15	52.734		52.241	77.1	57.366		2:42.341	156.7
7	Pit Out		52.248	91.6	58.070		4:42.518		16	52.417		51.569	88.2	56.991		2:40.977	158.8
8	51.560		51.451	93.8	57.454		2:40.465	157.9	17	<u>50.933</u>		51.613	89.3	57.515		2:40.061	<u>161.0</u>
9	51.251		<u>50.890</u>	98.1	57.451		<u>2:39.592</u>	157.2	18	51.524		51.652	86.0	<u>56.947</u>		2:40.123	159.8

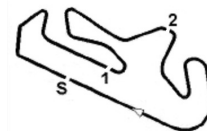
888 Goncalves-Goncalves-Oliveira-Candeias-Gil								Citroen C1									
lap	Sect-1	Speed	Sect-2	Speed	Sect-3	Speed	lap time	Top Speed	lap	Sect-1	Speed	Sect-2	Speed	Sect-3	Speed	lap time	Top Speed
1	Pit Out		54.656	93.8	59.845		2:49.161		10	51.874		52.768	95.9	58.373		2:43.015	156.7
2	53.393		53.778	100.0	59.335		2:46.506	149.2	11	58.432		1:03.569	83.5	Pit In		3:14.727	157.4
3	53.723		55.314	75.5	Pit In		2:56.415	152.3	12	Pit Out		52.732	96.3	<u>57.706</u>		4:17.472	
4	Pit Out		55.616	81.5	58.518		5:01.736		13	<u>51.866</u>		52.377	100.1	57.954		2:42.197	159.5
5	52.446		52.962	87.7	57.972		2:43.380	157.2	14	52.115		<u>51.820</u>	98.5	57.774		<u>2:41.709</u>	<u>164.1</u>
6	51.945		52.898	87.1	Pit In		2:52.744	156.3	15			Pit In	79.8	Pit In		2:50.119	162.7
7	Pit Out		54.861	97.0	58.667		5:05.426		16	Pit Out		52.972	97.5	58.827		4:30.350	
8	53.165		53.429	93.3	Pit In		2:53.901	152.1	17	52.575		52.497	<u>100.6</u>	58.986		2:44.058	155.2
9	Pit Out		53.525	98.5	58.462		5:10.619		18								

901 Avila-Armando-Familiar-Fortuna-Moniz-Black								Citroen C1									
lap	Sect-1	Speed	Sect-2	Speed	Sect-3	Speed	lap time	Top Speed	lap	Sect-1	Speed	Sect-2	Speed	Sect-3	Speed	lap time	Top Speed
1	Pit Out		54.722	86.1	1:00.133		2:47.227		12	54.428		54.997	72.3	58.643		2:48.068	139.9
2	53.901		53.315	97.4	58.515		2:45.731	151.5	13	54.155		54.655	73.8	58.091		2:46.901	154.9
3	52.545		53.135	88.7	1:20.466		3:06.146	154.9	14	55.061		54.198	80.2	58.283		2:47.542	153.8
4	52.657		53.018	99.3	58.319		2:43.994	153.6	15	54.364		55.403	69.2	58.814		2:48.581	155.2
5	52.382		52.415	93.1	58.363		<u>2:43.160</u>	154.7	16	53.893		54.301	80.3	59.253		2:47.447	<u>157.2</u>
6	52.775		52.423	<u>99.9</u>	58.392		2:43.590	154.9	17	55.155		54.073	79.4	58.222		2:47.450	148.8
7	<u>52.205</u>		52.609	88.3	58.560		2:43.374	155.8	18	55.716		54.658	79.3	58.186		2:48.560	153.8
8	52.545		53.121	94.3	58.039		2:43.705	154.3	19	56.237		53.267	78.5	58.716		2:48.220	154.1
9	53.225		52.566	93.3	<u>57.987</u>		2:43.778	154.1	20	54.497		53.801	74.5	58.209		2:46.507	153.6
10	52.579		<u>52.206</u>	95.7	Pit In		2:51.180	154.9	21	53.563		54.823	75.2	59.463		2:47.849	152.3
11	Pit Out		54.908	83.3	1:00.400		4:52.585		22								

911 Teixeira-Costa-Antunes-Nunes-Reis-Vieira								Citroen C1									
lap	Sect-1	Speed	Sect-2	Speed	Sect-3	Speed	lap time	Top Speed	lap	Sect-1	Speed	Sect-2	Speed	Sect-3	Speed	lap time	Top Speed
1	Pit Out		51.899	91.0	57.616		2:37.564		9	51.572		53.066	72.0	58.368		2:43.006	155.8
2	51.849		51.705	95.1	57.311		2:40.865	153.6	10	52.304		53.597	71.9	Pit In		2:53.629	155.2
3	51.164		51.910	93.2	<u>57.009</u>		2:40.083	154.7	11	Pit Out		52.776	90.8	59.681		4:39.448	
4	51.049		51.834	92.1	Pit In		2:50.731	156.3	12	51.418		51.962	94.2	57.593		2:40.973	156.3
5	Pit Out		55.228	74.9	1:03.114		8:27.366		13	52.147		52.055	87.9	Pit In		4:48.536	<u>157.4</u>
6	52.899		54.091	77.3	58.689		2:45.679	152.5	14	Pit Out		51.750	94.6	57.258		4:26.367	
7	52.619		54.049	72.1	58.427		2:45.095	153.4	15	51.629		<u>51.086</u>	<u>98.4</u>	57.264		<u>2:39.979</u>	155.8
8	52.092		53.914	70.1	58.026		2:44.032	154.1	16	<u>50.940</u>		51.586	89.7	57.678		2:40.204	156.3

917 Farinha-Cruz-Reis-Vieira-Maso-Maso								Citroen C1									
lap	Sect-1	Speed	Sect-2	Speed	Sect-3	Speed	lap time	Top Speed	lap	Sect-1	Speed	Sect-2	Speed	Sect-3	Speed	lap time	Top Speed
1	Pit Out		55.818	80.7	58.588		2:47.093		10	53.515		53.755	87.9	<u>58.285</u>		2:45.555	151.5
2	52.050		52.821	89.2	58.322		<u>2:43.193</u>	156.5	11	52.228		53.233	92.9	Pit In		2:50.838	154.3
3	<u>51.787</u>		53.387	87.2	Pit In		2:51.134	157.0	12	Pit Out		53.961	98.1	59.598		4:41.910	
4	Pit Out		54.869	81.1	59.734		5:14.193		13	52.712		53.476	<u>102.3</u>	Pit In		2:53.984	154.5
5	54.191		54.452	86.1	Pit In		2:57.868	151.9	14	Pit Out		55.339	78.8	59.532		4:39.374	
6	Pit Out		53.310	93.4	59.333		4:43.979		15	55.610		52.796	85.1	58.785		2:47.191	148.4
7	52.763		52.808	85.0	58.646		2:44.217	154.3	16	54.889		52.979	78.0	1:01.413		2:49.281	151.5
8	52.612		53.225	76.5	Pit In		2:51.918	<u>157.2</u>	17	54.024		<u>52.168</u>	90.5	59.028		2:45.220	152.5
9	Pit Out		52.985	87.9	59.906		5:07.271		18								

997 G Manahu-B Manahu-Castro								Citroen C1									
lap	Sect-1	Speed	Sect-2	Speed	Sect-3	Speed	lap time	Top Speed	lap	Sect-1	Speed	Sect-2	Speed	Sect-3	Speed	lap time	Top Speed
1	Pit Out		56.009	93.9	1:01.182		3:03.487		10	Pit Out		52.254	97.5	57.996		7:36.355	
2	55.160		54.460	90.8	1:00.979		2:50.599	144.4	11	51.873		52.590	92.3	57.788		2:42.251	156.5



Troféu C1 Learn & Drive

3 - 5 July 2020

Laps and Sector Times - Qualificação 1

Autodromo Internacional Algarve - 4652 mtr.

3	53.030	53.117	87.8	59.115	2:45.262	150.8	12	51.573	51.842	91.4	57.694	2:41.109	156.1
4	52.401	52.738	84.2	58.301	2:43.440	151.0	13	51.878	52.139	96.4	57.760	2:41.777	155.6
5	52.165	52.021	96.8	58.791	2:42.977	153.8	14	54.508	52.273	91.1	57.736	2:44.517	155.4
6	52.238	52.049	<u>100.4</u>	1:01.442	2:45.729	154.5	15	51.567	52.020	95.7	57.647	2:41.234	<u>160.0</u>
7	51.632	52.150	93.3	58.171	2:41.953	157.2	16	51.190	51.422	96.2	<u>57.398</u>	2:40.010	156.1
8	52.221	52.198	85.9	57.653	2:42.072	156.1	17	<u>50.978</u>	<u>51.265</u>	98.9	57.475	<u>2:39.718</u>	155.8
9	52.070	52.952	88.0	Pit In	2:49.696	156.1	18	52.298	53.874	96.0	Pit In	2:55.382	157.4