

## 6 Horas + 6 Horas Troféu C1 & Single Seater Series

Autódromo Internacional do Algarve

Troféu C1 Learn & Drive

3 - 5 July 2020

Laps and Sector Times - Qualificação 2

Autodromo Internacional Algarve - 4652 mtr.

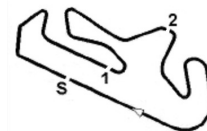
2 Gaspar-Pereira-Ferreira-Lopes								Citroen C1									
lap	Sect-1	Speed	Sect-2	Speed	Sect-3	Speed	lap time	Top Speed	lap	Sect-1	Speed	Sect-2	Speed	Sect-3	Speed	lap time	Top Speed
1	Pit Out		52.205	84,6	57.224		2:36.533		12	50.580		51.005	96,0	56.959		2:38.544	154,9
2	51.167		51.620	91,3	57.528		<del>2:40.315</del> 149,8		13	50.784		51.216	93,1	56.814		2:38.814	155,4
3	51.712		51.782	94,2	57.571		<del>2:41.065</del> 150,4		14	51.014		51.049	<u>101,3</u>	56.789		2:38.852	153,4
4	51.794		52.249	83,7	Pit In		2:48.013	151,9	15	50.817		52.181	97,3	Pit In		2:46.882	154,3
5	Pit Out		51.802	80,4	56.842		4:58.534		16	Pit Out		51.932	94,6	56.752		4:40.828	
6	51.094		51.007	81,8	<u>56.394</u>		2:38.495	155,8	17	50.803		50.947	95,9	56.522		<u>2:38.272</u>	154,7
7	50.945		50.927	84,5	56.643		2:38.515	155,4	18	51.159		50.876	96,4	56.689		2:38.724	155,6
8	51.084		<u>50.609</u>	89,9	56.666		2:38.359	154,9	19	50.803		50.921	96,3	56.555		2:38.279	155,6
9	54.307		52.818	84,8	56.768		2:43.893	153,6	20	50.475		51.776	92,6	57.112		2:39.363	156,1
10	<u>50.340</u>		50.816	90,6	Pit In		2:48.474	<u>158,6</u>	21	50.598		52.154	88,7	Pit In		2:56.785	156,7
11	Pit Out		51.332	90,7	56.586		3:54.458		22								

3 Perino-Santos-Martins-Ventura								Citroen C1									
lap	Sect-1	Speed	Sect-2	Speed	Sect-3	Speed	lap time	Top Speed	lap	Sect-1	Speed	Sect-2	Speed	Sect-3	Speed	lap time	Top Speed
1	Pit Out		54.312	92,9	58.743		2:42.345		10	52.864		52.783	98,5	58.797		2:44.444	143,6
2	52.336		52.978	94,9	58.447		2:43.761	151,0	11	52.758		53.151	96,6	58.682		2:44.591	146,5
3	55.917		52.923	95,8	Pit In		2:56.552	148,8	12	53.266		53.226	84,9	Pit In		2:54.821	145,2
4	Pit Out		53.313	93,1	59.020		4:57.207		13	Pit Out		54.170	77,7	58.652		6:34.764	
5	53.803		53.210	97,8	58.743		2:45.756	147,9	14	52.182		52.666	84,5	57.879		2:42.727	148,8
6	53.183		52.586	92,9	58.520		2:44.289	149,4	15	<u>51.670</u>		52.638	84,8	57.924		2:42.232	151,0
7	53.044		52.474	<u>98,9</u>	Pit In		2:50.119	149,6	16	52.154		<u>51.942</u>	88,7	<u>57.702</u>		<u>2:41.798</u>	<u>153,6</u>
8	Pit Out		55.653	90,2	59.414		4:29.535		17	51.859		52.744	83,5	57.724		2:42.327	151,7
9	53.158		52.694	91,4	58.505		2:44.357	144,0	18	51.717		52.426	87,3	58.263		2:42.406	150,2

8 Sardo-Rodrigues-Sousa-Miguel								Citroen C1									
lap	Sect-1	Speed	Sect-2	Speed	Sect-3	Speed	lap time	Top Speed	lap	Sect-1	Speed	Sect-2	Speed	Sect-3	Speed	lap time	Top Speed
1	Pit Out		53.631	81,0	58.511		2:41.718		11	51.542		51.423	88,6	<u>57.161</u>		2:40.126	150,6
2	52.642		52.327	84,7	57.683		2:42.652	150,2	12	51.577		51.305	99,8	57.843		2:40.725	152,1
3	52.336		53.294	75,4	57.305		2:42.935	150,2	13	52.802		54.421	83,1	Pit In		2:50.737	152,3
4	52.090		52.061	84,8	57.798		2:41.949	151,9	14	Pit Out		51.505	98,3	57.333		5:39.690	
5	57.127		58.991	82,5	58.250		<del>2:54.368</del> 150,4		15	51.344		<u>51.158</u>	98,5	57.222		<u>2:39.724</u>	153,0
6	53.663		52.578	83,7	Pit In		2:51.854	150,0	16	51.127		51.565	<u>102,9</u>	57.443		2:40.135	153,4
7	Pit Out		52.188	84,0	57.871		5:42.605		17	<u>51.089</u>		52.521	98,4	Pit In		2:48.914	154,5
8	51.655		51.648	83,4	57.262		2:40.565	151,0	18	Pit Out		51.862	95,7	57.583		5:36.476	
9	51.674		51.360	98,4	57.614		2:40.648	150,0	19	51.654		51.825	94,3	57.168		2:40.647	153,8
10	51.453		51.691	89,4	57.387		2:40.531	150,4	20								

9 Silva-Rodrigues-Monteiro-Machado								Citroen C1									
lap	Sect-1	Speed	Sect-2	Speed	Sect-3	Speed	lap time	Top Speed	lap	Sect-1	Speed	Sect-2	Speed	Sect-3	Speed	lap time	Top Speed
1	Pit Out		54.145	76,3	58.582		2:45.596		11	51.210		58.962	71,9	1:01.626		2:51.798	151,5
2	52.242		52.711	83,9	58.455		2:43.408	151,9	12	50.886		51.637	81,3	57.113		2:39.636	154,1
3	52.012		52.464	80,7	Pit In		2:50.797	157,0	13	51.479		52.213	81,8	Pit In		2:46.274	150,2
4	Pit Out		53.927	91,7	59.954		5:33.476		14	Pit Out		52.500	85,3	57.447		5:11.395	
5	51.801		52.038	95,6	57.552		2:41.391	151,5	15	50.763		51.119	90,1	56.915		2:38.797	157,7
6	51.965		51.418	<u>102,1</u>	Pit In		2:49.000	154,7	16	<u>50.521</u>		51.267	88,4	<u>56.824</u>		<u>2:38.612</u>	155,2
7	Pit Out		52.287	82,3	57.508		4:46.453		17	51.112		51.390	98,6	57.864		2:40.366	<u>158,6</u>
8	51.526		52.138	83,7	58.144		2:41.808	150,2	18	51.237		51.268	93,9	57.317		2:39.822	151,0
9	51.812		51.772	81,8	57.091		2:40.675	147,5	19	50.598		<u>50.963</u>	101,0	57.612		2:39.173	157,2
10	51.244		51.560	81,8	57.168		2:39.972	152,1	20	50.915		51.430	95,3	Pit In		2:54.960	154,7

10 Lazarino-Inácio-Marques-Santos								Citroen C1									
lap	Sect-1	Speed	Sect-2	Speed	Sect-3	Speed	lap time	Top Speed	lap	Sect-1	Speed	Sect-2	Speed	Sect-3	Speed	lap time	Top Speed
1	Pit Out		53.931	83,5	58.496		2:42.527		10	Pit Out		52.766	75,9	57.241		5:20.542	
2	52.473		52.466	92,1	57.778		2:42.717	152,3	11	52.006		52.706	86,2	57.598		2:42.310	155,6
3	54.618		52.014	92,7	57.781		2:44.413	151,9	12	51.879		52.037	79,6	<u>56.988</u>		<u>2:40.904</u>	151,7
4	52.406		52.018	<u>96,8</u>	58.019		2:42.443	153,0	13	<u>51.483</u>		52.360	80,8	57.274		2:41.117	154,1
5	52.305		52.450	90,9	57.894		2:42.649	152,3	14	51.794		52.251	92,6	Pit In		2:52.817	155,2
6	52.460		52.402	86,3	Pit In		2:52.470	153,0	15	Pit Out		53.032	92,3	57.961		4:59.163	
7	Pit Out		53.572	89,2	59.251		5:20.365		16	52.012		52.188	92,3	57.634		2:41.834	<u>156,3</u>
8	53.953		52.448	87,1	58.467		2:44.868	151,7	17	51.696		<u>51.937</u>	95,7	57.388		2:41.021	154,7
9	52.382		52.633	87,7	Pit In		2:55.155	151,5	18	58.736		59.217	82,8	Pit In		3:08.788	153,0



## 6 Horas + 6 Horas Troféu C1 & Single Seater Series

Autódromo Internacional do Algarve

Troféu C1 Learn & Drive

3 - 5 July 2020

Laps and Sector Times - Qualificação 2

Autodromo Internacional Algarve - 4652 mtr.

11 Silva-Cruz-Valerio-Pontes								Citroen C1									
lap	Sect-1	Speed	Sect-2	Speed	Sect-3	Speed	lap time	Top Speed	lap	Sect-1	Speed	Sect-2	Speed	Sect-3	Speed	lap time	Top Speed
1	Pit Out		52.170	86,9	57.538		2:37.195		11	52.325		52.046	94,7	57.265		2:41.636	152,8
2	51.027		51.452	95,8	57.253		2:39.732	157,4	12	51.442		51.983	92,3	Pit In		2:48.457	154,5
3	51.130		<u>50.863</u>	99,3	57.268		2:39.261	155,4	13	Pit Out		51.893	96,3	57.681		5:06.354	
4	<u>50.779</u>		51.551	95,4	57.661		2:39.991	157,0	14	51.596		51.775	<u>104,0</u>	57.428		2:40.799	153,0
5	51.012		52.843	101,4	Pit In		2:49.744	154,3	15	51.905		51.273	101,1	Pit In		2:50.988	153,6
6	Pit Out		52.352	84,6	57.408		4:15.761		16	Pit Out		51.581	90,1	57.599		4:39.970	
7	51.151		51.222	87,8	56.722		2:39.095	155,4	17	51.546		51.396	91,9	57.476		2:40.418	154,5
8	51.074		51.316	84,8	<u>56.587</u>		<u>2:38.977</u>	153,6	18	51.371		51.364	99,1	57.715		2:40.450	154,3
9	51.400		51.426	83,8	Pit In		2:46.383	156,7	19	51.734		51.002	97,2	57.500		2:40.236	154,1
10	Pit Out		52.171	91,4	57.533		4:27.528		20								

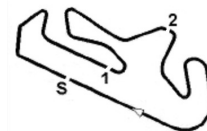
12 R Santos-P Ascensão-J Ascensão-B Santos								Citroen C1									
lap	Sect-1	Speed	Sect-2	Speed	Sect-3	Speed	lap time	Top Speed	lap	Sect-1	Speed	Sect-2	Speed	Sect-3	Speed	lap time	Top Speed
1	Pit Out		53.630	84,2	1:00.391		2:45.757		10	52.546		52.379	86,1	57.811		2:42.736	147,1
2	54.933		54.520	77,7	1:00.426		2:49.879	145,2	11	52.358		<u>52.283</u>	86,6	57.616		2:42.257	146,7
3	55.647		55.589	79,9	Pit In		3:01.537	140,8	12	<u>52.111</u>		52.293	83,6	57.758		<u>2:42.162</u>	148,1
4	Pit Out		52.843	86,0	59.417		4:16.249		13	52.553		53.905	84,4	Pit In		2:51.320	146,1
5	53.048		52.868	83,5	58.653		2:44.569	148,1	14	Pit Out		56.095	90,5	59.999		4:23.212	
6	52.596		52.872	80,4	58.621		2:44.089	149,6	15	52.330		52.429	83,6	<u>57.529</u>		2:42.288	<u>152,1</u>
7	56.012		53.564	79,4	Pit In		2:56.141	147,9	16	52.394		52.464	86,2	57.839		2:42.697	150,6
8	Pit Out		53.215	83,5	1:00.570		4:57.847		17	52.426		52.362	84,4	57.775		2:42.563	150,6
9	53.471		52.848	84,2	57.807		2:44.126	147,3	18	56.503		59.814	<u>91,3</u>	Pit In		3:10.012	127,5

18 Barbosa-Silva-Monteiro-Taveira-Nuno Pardalejo-Mota								Citroen C1									
lap	Sect-1	Speed	Sect-2	Speed	Sect-3	Speed	lap time	Top Speed	lap	Sect-1	Speed	Sect-2	Speed	Sect-3	Speed	lap time	Top Speed
1	Pit Out		51.989	91,1	57.713		2:40.203		11	50.752		51.107	93,8	57.441		2:39.300	151,7
2	52.728		51.497	96,5	57.865		2:42.090	151,9	12	50.883		50.959	96,9	56.670		2:38.512	149,8
3	52.008		51.961	89,1	57.640		2:41.609	151,7	13	50.786		51.048	94,1	Pit In		2:44.450	151,3
4	52.200		51.681	88,5	58.813		<del>2:42.694</del>	145,0	14	Pit Out		51.595	93,8	1:02.751		4:17.749	
5	51.522		51.434	89,1	57.333		2:40.289	<u>156,3</u>	15	50.600		50.883	95,5	57.001		2:38.484	152,3
6	51.484		52.141	91,8	Pit In		2:49.625	152,1	16	50.644		50.761	92,1	56.877		2:38.282	152,8
7	Pit Out		51.121	91,2	56.765		5:12.649		17	50.934		50.963	96,3	Pit In		2:46.006	153,8
8	50.770		51.164	93,3	56.789		2:38.723	152,5	18	Pit Out		59.468	88,5	57.620		4:56.418	
9	50.497		<u>50.580</u>	<u>99,2</u>	57.334		2:38.411	153,8	19	<u>50.398</u>		50.795	92,5	<u>56.655</u>		<u>2:37.848</u>	154,3
10	50.446		53.897	82,5	59.929		2:44.272	155,2	20								

22 Lousada-Teixeira-Couto-Moura								Citroen C1									
lap	Sect-1	Speed	Sect-2	Speed	Sect-3	Speed	lap time	Top Speed	lap	Sect-1	Speed	Sect-2	Speed	Sect-3	Speed	lap time	Top Speed
1	Pit Out		52.776	92,8	57.612		2:40.192		11	53.636		51.952	79,8	58.724		2:44.312	155,6
2	52.414		52.436	85,7	58.157		2:43.007	155,6	12	52.850		52.725	80,1	57.054		2:42.629	144,8
3	51.394		51.481	92,5	57.076		2:39.951	158,4	13	50.944		52.043	83,1	56.777		2:39.764	154,3
4	52.684		53.129	87,0	Pit In		2:53.549	153,0	14	51.296		51.184	<u>261,5</u>	57.427		2:39.907	151,9
5	Pit Out		51.499	86,3	56.828		4:13.251		15	51.073		51.933	81,6	<u>56.508</u>		2:39.514	152,8
6	51.215		51.673	86,9	56.834		2:39.722	154,3	16	51.780		51.653	92,4	Pit In		2:52.338	153,6
7	51.215		51.836	90,0	57.445		2:40.496	153,6	17	Pit Out		51.380	92,3	56.580		4:20.040	
8	51.063		51.541	88,4	Pit In		2:47.465	152,8	18	51.130		51.316	89,7	56.738		2:39.184	<u>159,8</u>
9	Pit Out		52.240	82,4	56.706		5:02.810		19	50.987		<u>51.059</u>	89,6	56.632		<u>2:38.678</u>	154,3
10	<u>50.878</u>		52.406	81,3	56.619		2:39.903	157,2	20	51.365		51.283	90,3	56.957		2:39.605	154,7

26 Falcao-Falcao-Maia-Maia								Citroen C1									
lap	Sect-1	Speed	Sect-2	Speed	Sect-3	Speed	lap time	Top Speed	lap	Sect-1	Speed	Sect-2	Speed	Sect-3	Speed	lap time	Top Speed
1	Pit Out		54.750	83,9	58.157		2:42.073		6	<u>50.930</u>		51.190	88,0	<u>56.697</u>		<u>2:38.817</u>	155,2
2	51.530		53.564	88,3	56.915		2:42.009	154,1	7	51.219		51.295	87,3	Pit In		2:45.625	155,2
3	51.242		51.803	91,3	Pit In		2:48.424	<u>156,5</u>	8	Pit Out		53.042	83,5	57.310		4:40.497	
4	Pit Out		51.362	91,0	57.386		5:03.059		9	51.858		51.692	85,2	57.239		2:40.789	152,1
5	51.243		<u>51.162</u>	<u>91,4</u>	57.159		2:39.571	154,3	10	51.698		51.597	84,4	Pit In		2:46.894	154,3

29 Godinho-Amorim-Rodrigues-Moura								Citroen C1									
lap	Sect-1	Speed	Sect-2	Speed	Sect-3	Speed	lap time	Top Speed	lap	Sect-1	Speed	Sect-2	Speed	Sect-3	Speed	lap time	Top Speed
1	Pit Out		53.029	75,8	57.684		2:40.398		11	52.002		52.511	98,4	57.227		2:41.740	150,0
2	53.273		52.683	86,6	57.498		2:43.454	138,8	12	51.901		51.568	99,9	57.404		2:40.873	152,5
3	53.788		52.630	85,8	57.570		2:43.988	153,0	13	51.337		51.925	94,2	57.347		2:40.609	152,5
4	51.382		51.327	86,1	57.587		2:40.296	154,1	14	51.238		<u>51.062</u>	99,8	57.593		2:39.893	153,8
5	51.547		51.561	91,0	57.858		2:40.966	157,0	15	51.484		51.425	<u>100,2</u>	57.444		2:40.353	154,9



## 6 Horas + 6 Horas Troféu C1 & Single Seater Series

Autódromo Internacional do Algarve

Troféu C1 Learn & Drive

3 - 5 July 2020

Laps and Sector Times - Qualificação 2

Autodromo Internacional Algarve - 4652 mtr.

6	51.315	51.366	85,9	57.269	2:39.950	153,8	16	<u>50.859</u>	51.672	90,2	57.742	2:40.273	155,6
7	51.715	51.874	89,8	<u>57.015</u>	2:40.604	153,0	17	51.258	51.235	98,5	57.141	<u>2:39.634</u>	154,5
8	51.812	51.647	95,1	Pit In	2:47.881	151,0	18	51.127	51.306	95,5	57.303	2:39.736	158,1
9	Pit Out	52.545	95,2	57.924	6:39.441		19	51.230	52.187	95,8	57.495	2:40.912	<u>160,0</u>
10	52.200	51.899	97,3	57.650	2:41.749	150,6	20						

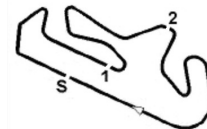
32 Ferreira-Matias-Monteiro								Citroen C1									
lap	Sect-1	Speed	Sect-2	Speed	Sect-3	Speed	lap time	Top Speed	lap	Sect-1	Speed	Sect-2	Speed	Sect-3	Speed	lap time	Top Speed
1	Pit Out		52.340	89,6	56.953		2:38.126		8	Pit Out		1:02.452	77,8	1:00.558		4:51.130	
2	50.760		<u>50.798</u>	<u>96,9</u>	57.312		2:38.870	155,6	9	51.136		51.595	87,5	57.056		2:39.787	152,5
3	50.746		51.383	85,9	56.985		2:39.114	155,8	10	50.996		51.613	80,9	Pit In		2:58.875	154,9
4	51.277		51.453	89,2	Pit In		2:49.269	153,2	11	Pit Out		1:07.343	66,7	1:04.029		11:40.027	
5	Pit Out		52.175	87,2	57.986		5:25.284		12	<u>50.514</u>		51.109	84,8	<u>56.407</u>		<u>2:38.030</u>	155,8
6	50.997		51.342	87,0	57.030		2:39.369	<u>158,1</u>	13	51.511		52.293	86,8	Pit In		2:48.162	154,1
7	52.888		54.031	74,2	Pit In		3:04.629	156,3	14								

33 Ferreira-Simões-Pinho-Mesquita-Oliveira-Moreira								Citroen C1									
lap	Sect-1	Speed	Sect-2	Speed	Sect-3	Speed	lap time	Top Speed	lap	Sect-1	Speed	Sect-2	Speed	Sect-3	Speed	lap time	Top Speed
1	Pit Out		52.585	86,1	56.994		2:46.117		11	50.459		51.177	84,5	56.314		2:37.950	157,4
2	50.797		51.241	88,5	56.583		2:38.621	153,2	12	50.685		50.860	84,4	56.340		2:37.885	156,5
3	50.953		51.284	87,0	56.548		<del>2:38.785</del>	154,1	13	50.435		50.936	83,3	56.470		2:37.841	159,1
4	<u>50.233</u>		<u>50.662</u>	<u>96,5</u>	56.514		<u>2:37.409</u>	156,5	14	51.163		51.394	82,9	Pit In		2:46.520	154,1
5	50.626		51.177	84,4	<u>56.312</u>		2:38.115	155,8	15	Pit Out		52.326	85,9	57.314		4:57.841	
6	51.227		51.714	83,7	Pit In		2:48.355	158,8	16	51.528		51.402	89,5	57.348		2:40.278	155,6
7	Pit Out		50.887	81,2	57.147		5:44.514		17	51.133		51.613	89,6	57.252		2:39.998	156,3
8	51.345		51.554	80,1	56.700		2:39.599	154,1	18	51.975		51.379	87,0	57.018		2:40.372	156,3
9	51.768		53.058	82,6	56.534		2:41.360	154,9	19	51.025		52.167	94,4	57.019		2:40.211	156,1
10	50.830		51.032	82,1	56.377		2:38.239	<u>159,3</u>	20								

34 Botelho-Magalhaes-Magalhaes-Simoes								Citroen C1									
lap	Sect-1	Speed	Sect-2	Speed	Sect-3	Speed	lap time	Top Speed	lap	Sect-1	Speed	Sect-2	Speed	Sect-3	Speed	lap time	Top Speed
1	Pit Out		53.849	88,5	57.037		2:40.317		11	51.266		51.541	79,7	Pit In		2:50.581	153,4
2	51.494		52.103	88,5	57.067		<del>2:40.664</del>	154,5	12	Pit Out		51.621	91,0	57.161		4:24.231	
3	51.368		51.968	83,6	Pit In		2:46.940	153,2	13	51.195		<u>51.218</u>	<u>101,9</u>	56.994		2:39.407	152,1
4	Pit Out		51.855	82,7	57.807		5:19.656		14	51.051		51.257	96,7	56.935		2:39.243	153,6
5	51.282		51.712	82,1	57.047		2:40.041	156,1	15	51.100		51.274	99,0	57.204		2:39.578	153,8
6	51.280		51.570	82,8	56.966		2:39.816	<u>156,7</u>	16	51.251		51.236	95,0	56.808		2:39.295	154,7
7	51.982		51.642	84,8	Pit In		2:48.741	153,2	17	<u>50.914</u>		51.291	91,8	<u>56.646</u>		<u>2:38.851</u>	156,1
8	Pit Out		58.212	69,7	58.434		4:28.763		18	51.168		51.346	97,4	57.184		2:39.698	152,8
9	52.944		58.572	73,2	1:00.966		2:52.482	154,9	19	50.942		51.431	93,9	57.025		2:39.398	154,7
10	51.059		51.600	83,1	56.714		2:39.373	151,7	20								

40 Correia-Mil-Homens-Aguas-Costa-Constante-Carrilho								Citroen C1									
lap	Sect-1	Speed	Sect-2	Speed	Sect-3	Speed	lap time	Top Speed	lap	Sect-1	Speed	Sect-2	Speed	Sect-3	Speed	lap time	Top Speed
1	Pit Out		51.605	95,2	1:01.786		2:41.957		10	Pit Out		52.505	91,4	57.814		4:58.281	
2	50.990		51.066	96,5	57.086		2:39.142	153,4	11	52.307		54.167	63,8	Pit In		2:56.127	153,0
3	<u>50.705</u>		<u>50.806</u>	94,2	<u>56.863</u>		<u>2:38.374</u>	<u>156,3</u>	12	Pit Out		53.692	86,6	57.973		4:43.903	
4	51.013		51.039	97,9	Pit In		2:46.838	154,7	13	52.217		52.514	<u>100,5</u>	58.802		2:43.533	154,1
5	Pit Out		52.797	81,4	57.980		4:52.649		14	52.490		52.966	99,7	Pit In		2:54.063	149,6
6	51.730		51.754	83,4	57.258		2:40.742	154,7	15	Pit Out		52.291	83,5	57.605		5:08.383	
7	51.501		51.958	84,7	Pit In		2:47.115	156,1	16	51.837		51.737	87,5	57.353		2:40.927	156,1
8	Pit Out		52.378	91,3	57.489		4:33.346		17	51.383		51.309	95,2	57.190		2:39.882	154,7
9	51.972		51.909	96,8	Pit In		2:52.872	154,1	18	51.371		51.950	87,7	57.145		2:40.466	155,2

41 Pardal-Castanheira-Camelo								Citroen C1									
lap	Sect-1	Speed	Sect-2	Speed	Sect-3	Speed	lap time	Top Speed	lap	Sect-1	Speed	Sect-2	Speed	Sect-3	Speed	lap time	Top Speed
1	Pit Out		53.425	94,9	58.124		2:40.232		8	Pit Out		53.095	91,6	58.349		5:16.743	
2	51.579		52.063	<u>95,6</u>	57.399		2:41.041	151,3	9	52.061		52.447	85,6	57.788		2:42.296	150,4
3	51.749		52.213	94,2	57.402		2:41.364	<u>154,5</u>	10	52.053		52.447	78,8	57.274		2:41.774	152,8
4	51.984		52.321	93,8	59.037		2:43.342	150,8	11	52.553		52.711	80,0	57.435		2:42.699	153,2
5	<u>51.355</u>		<u>51.428</u>	92,9	57.323		<u>2:40.106</u>	154,1	12	53.476		52.471	82,3	Pit In		2:51.430	152,5
6	51.683		51.623	91,2	57.206		2:40.512	153,8	13	Pit Out		51.991	86,4	57.357		6:29.099	
7	51.401		53.657	80,8	Pit In		2:48.153	<u>154,5</u>	14	51.599		51.952	86,7	<u>57.079</u>		2:40.630	149,8



## 6 Horas + 6 Horas Troféu C1 & Single Seater Series

Autódromo Internacional do Algarve

Troféu C1 Learn & Drive

3 - 5 July 2020

Laps and Sector Times - Qualificação 2

Autodromo Internacional Algarve - 4652 mtr.

44 Ribeiro-Goncalves-Oliveira-Sousa								Citroen C1									
lap	Sect-1	Speed	Sect-2	Speed	Sect-3	Speed	lap time	Top Speed	lap	Sect-1	Speed	Sect-2	Speed	Sect-3	Speed	lap time	Top Speed
1	Pit Out		53.085	88,7	58.110		2:39.791		11	51.116		51.247	100,0	57.168		2:39.531	152,5
2	51.764		51.702	93,0	57.655		2:41.121	150,8	12	51.144		51.566	100,6	Pit In		2:46.963	153,6
3	51.681		51.432	100,3	57.779		2:40.892	151,3	13	Pit Out		51.683	81,3	<u>56.731</u>		4:39.268	
4	52.108		51.683	98,5	Pit In		2:50.681	147,1	14	50.760		52.215	85,6	57.397		2:40.372	153,4
5	Pit Out		51.734	92,3	57.603		4:23.391		15	51.454		51.496	80,1	57.230		2:40.180	152,5
6	51.652		51.364	100,3	57.731		2:40.747	154,1	16	57.693	1:01.497	78,1	1:09.340		3:08.530	153,0	
7	51.359		52.361	96,4	Pit In		2:49.733	153,0	17	<u>50.733</u>		51.329	81,6	56.995		<u>2:39.057</u>	155,8
8	Pit Out		51.596	108,0	57.506		3:47.496		18	50.754		54.363	80,0	1:04.838		2:49.955	<u>156,3</u>
9	51.374		51.068	<u>110,1</u>	57.328		2:39.770	150,2	19	59.496		59.130	82,9	58.873		2:57.499	117,9
10	51.016		<u>51.032</u>	110,0	57.535		2:39.583	151,9	20	51.302		54.936	83,1	Pit In		<u>2:54.278</u>	154,1

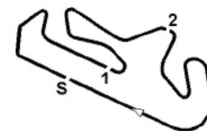
51 Guimaraes-Rino-Silva-Teixeira-Correia-Correia								Citroen C1									
lap	Sect-1	Speed	Sect-2	Speed	Sect-3	Speed	lap time	Top Speed	lap	Sect-1	Speed	Sect-2	Speed	Sect-3	Speed	lap time	Top Speed
1	52.525		52.110	95,3	57.546		2:42.181	150,2	11	Pit Out		52.497	86,3	58.314		4:23.632	
2	52.409		51.713	89,9	57.525		2:41.647	152,8	12	52.209		51.826	97,4	57.916		2:41.951	151,3
3	51.547		52.154	90,2	57.367		<del>2:41.068</del>	151,5	13	52.106		51.943	84,9	57.304		2:41.353	151,0
4	53.056		51.519	92,8	Pit In		2:48.859	151,3	14	52.144		51.564	89,0	<u>57.216</u>		2:40.924	150,6
5	Pit Out		52.113	100,0	58.527		4:06.661		15	51.723		51.777	84,0	Pit In		2:48.758	152,3
6	52.672		51.589	100,3	57.829		2:42.090	148,6	16	Pit Out		52.050	97,5	57.874		4:35.896	
7	52.040		<u>51.452</u>	96,3	57.780		2:41.272	152,3	17	52.622		52.256	103,3	58.211		2:43.089	153,0
8	52.568		51.597	97,1	57.817		2:41.982	151,9	18	51.630		51.810	<u>105,3</u>	57.839		2:41.279	152,8
9	51.727		51.476	101,9	57.596		<u>2:40.799</u>	151,3	19	52.119		52.861	101,9	57.487		2:42.467	151,9
10	53.368		52.579	99,5	Pit In		2:50.781	151,3	20	<u>51.470</u>		52.028	96,1	57.663		2:41.161	<u>154,1</u>

54 Costa-Costa-Costa								Citroen C1									
lap	Sect-1	Speed	Sect-2	Speed	Sect-3	Speed	lap time	Top Speed	lap	Sect-1	Speed	Sect-2	Speed	Sect-3	Speed	lap time	Top Speed
1	Pit Out		54.235	85,2	58.085		2:42.446		11	51.117		51.977	78,4	56.932		2:40.026	153,8
2	51.684		52.228	85,9	57.505		2:41.417	153,8	12	51.162		52.184	84,2	Pit In		2:46.471	156,1
3	52.064		52.196	87,2	57.829		2:42.089	153,6	13	Pit Out		52.341	89,6	57.917		5:36.908	
4	51.940		55.606	91,7	57.853		<del>2:45.399</del>	151,9	14	51.466		52.004	<u>95,9</u>	58.584		2:42.054	154,7
5	52.213		52.129	85,6	Pit In		2:48.958	151,9	15	52.483		<u>51.711</u>	87,7	57.580		2:41.774	154,3
6	Pit Out		52.263	80,9	57.434		5:07.650		16	51.610		51.903	89,5	57.602		2:41.115	155,2
7	51.460		52.178	81,0	57.199		2:40.837	153,2	17	52.384		52.260	84,3	57.952		2:42.596	<u>156,5</u>
8	51.528		52.088	82,2	57.538		2:41.154	151,3	18	59.735		56.109	91,3	57.443		2:53.287	137,2
9	51.465		52.338	80,2	57.325		2:41.128	152,8	19	51.929		51.945	82,4	57.466		2:41.340	155,4
10	<u>51.012</u>		52.136	82,1	<u>56.777</u>		<u>2:39.925</u>	152,5	20	52.069		52.383	82,2	Pit In		2:51.920	155,4

81 Silva-Negrais-Vilela-Martins-Rodrigues-Rodrigues								Citroen C1									
lap	Sect-1	Speed	Sect-2	Speed	Sect-3	Speed	lap time	Top Speed	lap	Sect-1	Speed	Sect-2	Speed	Sect-3	Speed	lap time	Top Speed
1	Pit Out		51.389	92,7	56.853		2:34.932		8	50.400		50.445	92,5	56.159		2:37.004	154,7
2	50.510		51.023	89,2	56.504		2:38.037	154,1	9	50.372		<u>50.261</u>	90,4	56.883		2:37.516	153,4
3	50.348		50.852	89,4	56.390		2:37.590	155,8	10	50.288		50.451	93,4	Pit In		2:46.575	<u>156,3</u>
4	50.202		50.574	89,6	56.317		2:37.093	154,7	11	Pit Out		51.041	89,9	55.919		5:22.005	
5	50.472		50.452	<u>95,1</u>	56.197		2:37.121	153,0	12	50.516		50.677	88,4	55.925		2:37.118	155,8
6	51.958		50.566	91,6	56.427		2:38.951	153,2	13	<u>49.985</u>		50.772	91,1	<u>55.846</u>		<u>2:36.603</u>	156,1
7	50.371		50.472	92,2	56.216		2:37.059	154,5	14	54.652		51.943	85,2	Pit In		2:50.256	152,8

88 Leao-Simoës-Silvestre-Simoës-Alface								Citroen C1									
lap	Sect-1	Speed	Sect-2	Speed	Sect-3	Speed	lap time	Top Speed	lap	Sect-1	Speed	Sect-2	Speed	Sect-3	Speed	lap time	Top Speed
1	Pit Out		52.691	81,9	58.033		2:40.811		11	52.265		52.577	86,3	Pit In		2:48.481	156,7
2	52.373		51.704	88,9	58.283		2:42.360	<u>157,4</u>	12	Pit Out		51.775	88,3	57.593		4:40.646	
3	52.028		51.729	90,2	58.285		2:42.042	154,5	13	51.761		51.613	<u>102,2</u>	58.868		2:42.242	152,3
4	52.030		51.645	93,2	58.234		<del>2:41.909</del>	153,8	14	52.585		55.401	87,4	Pit In		2:59.294	151,9
5	53.070		52.422	89,7	Pit In		2:51.665	153,6	15	Pit Out		51.575	96,3	57.999		4:32.339	
6	Pit Out		52.580	85,5	57.998		4:07.346		16	<u>51.318</u>		<u>51.563</u>	94,2	57.726		<u>2:40.607</u>	155,6
7	51.859		52.058	82,9	57.994		2:41.911	155,8	17	52.089		51.614	95,0	<u>57.545</u>		2:41.248	155,2
8	52.246		52.726	85,3	Pit In		2:48.791	153,4	18	51.851		51.643	97,4	57.849		2:41.343	154,3
9	Pit Out		53.218	76,3	58.610		5:11.183		19	52.953		52.099	97,3	57.600		2:42.652	152,1
10	52.307		52.584	82,3	57.853		2:42.744	154,3	20								

99 Azevedo-Vintem-Cunha-Fernandes-Costa-Batina								Citroen C1									
lap	Sect-1	Speed	Sect-2	Speed	Sect-3	Speed	lap time	Top Speed	lap	Sect-1	Speed	Sect-2	Speed	Sect-3	Speed	lap time	Top Speed
1	Pit Out		53.585	92,9	58.619		2:42.341		10	53.142		53.783	86,6	Pit In		2:55.867	148,8
2	52.635		52.070	<u>104,0</u>	58.743		2:43.448	150,4	11	Pit Out		<u>51.148</u>	91,8	57.529		4:56.811	



## 6 Horas + 6 Horas Troféu C1 & Single Seater Series

Autódromo Internacional do Algarve

Troféu C1 Learn & Drive

3 - 5 July 2020

Laps and Sector Times - Qualificação 2

Autodromo Internacional Algarve - 4652 mtr.

3	52.734	52.093	101,6	Pit In	2:52.284	149,2	12	51.441	51.999	83,7	<u>56.765</u>	<del>2:40.205</del>	150,8
4	Pit Out	53.175	87,3	57.828	6:05.262		13	<u>50.704</u>	51.331	88,9	56.982	<u>2:39.017</u>	153,6
5	52.208	51.506	93,9	57.699	2:41.413	150,2	14	50.900	51.378	85,6	Pit In	<u>2:50.284</u>	<u>156,3</u>
6	51.606	51.947	92,5	57.813	2:41.366	151,0	15	Pit Out	52.496	81,0	57.971	4:38.431	
7	52.100	51.741	92,0	Pit In	2:46.838	150,8	16	51.982	51.975	83,9	57.393	2:41.350	154,1
8	Pit Out	53.749	85,0	59.026	5:16.820		17	51.525	51.693	89,0	57.393	2:40.611	155,6
9	53.665	53.239	79,0	59.350	2:46.254	151,3	18	51.086	51.717	87,3	57.501	2:40.304	155,6

111 Pinto-Escarigo-Godinho-Henriques								Citroen C1									
lap	Sect-1	Speed	Sect-2	Speed	Sect-3	Speed	lap time	Top Speed	lap	Sect-1	Speed	Sect-2	Speed	Sect-3	Speed	lap time	Top Speed
1	Pit Out		1:00.131	70,9	1:01.107		2:55.446		8	51.958		51.955	90,5	Pit In		2:47.726	154,1
2	51.902		52.221	93,0	57.856		2:41.979	155,2	9	Pit Out		52.393	82,1	58.396		4:31.751	
3	51.800		<u>51.742</u>	93,9	57.661		2:41.203	155,2	10	51.875		52.071	80,5	57.799		2:41.745	153,4
4	51.394		52.016	85,5	Pit In		2:53.789	154,1	11	51.986		52.944	78,7	Pit In		2:53.049	152,3
5	Pit Out		52.957	86,6	58.384		4:43.612		12	Pit Out		51.856	94,3	57.230		4:28.072	
6	52.745		52.345	82,1	57.988		2:43.078	152,8	13	50.759		51.863	<u>95,9</u>	<u>56.922</u>		<u>2:39.544</u>	155,8
7	51.759		52.453	90,4	57.563		2:41.775	153,6	14	<u>50.459</u>		52.594	86,1	Pit In		2:53.323	<u>156,3</u>

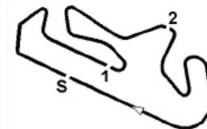
126 Pereira-Melo-Silva-Castro-Oliveira								Citroen C1									
lap	Sect-1	Speed	Sect-2	Speed	Sect-3	Speed	lap time	Top Speed	lap	Sect-1	Speed	Sect-2	Speed	Sect-3	Speed	lap time	Top Speed
1	Pit Out		52.444	90,0	57.794		2:39.558		11	52.030		52.568	81,2	Pit In		2:49.207	155,4
2	51.154		51.763	89,9	57.174		2:40.091	157,7	12	Pit Out		52.628	85,5	58.794		4:21.518	
3	51.061		51.461	87,4	57.484		<del>2:40.006</del>	158,1	13	52.443		54.555	80,5	Pit In		2:53.378	152,1
4	51.435		53.204	91,1	Pit In		2:47.736	<u>161,7</u>	14	Pit Out		51.986	80,7	57.523		4:44.549	
5	Pit Out		51.330	<u>94,2</u>	58.090		4:48.466		15	51.402		51.468	79,1	57.068		2:39.938	155,6
6	51.064		51.356	88,4	57.690		2:40.110	159,1	16	53.102		51.652	84,4	57.988		2:42.742	155,4
7	51.079		<u>51.220</u>	90,0	57.174		2:39.473	154,7	17	52.479		51.448	85,5	56.970		2:40.897	153,2
8	51.401		51.332	90,9	Pit In		2:49.436	155,4	18	<u>50.811</u>		51.402	80,7	56.811		<u>2:39.024</u>	157,0
9	Pit Out		53.407	78,4	57.933		4:29.622		19	51.080		51.267	84,2	<u>56.780</u>		2:39.127	158,4
10	51.791		52.299	76,7	57.368		2:41.458	153,4	20								

188 R Delgado-Oliveira-Xavier-L Delgado-Ferreira								Citroen C1									
lap	Sect-1	Speed	Sect-2	Speed	Sect-3	Speed	lap time	Top Speed	lap	Sect-1	Speed	Sect-2	Speed	Sect-3	Speed	lap time	Top Speed
1	Pit Out		52.871	86,1	57.101		2:38.862		11	51.417		51.850	90,9	Pit In		2:51.212	154,1
2	51.584		51.757	82,7	56.873		<del>2:40.214</del>	153,2	12	Pit Out		1:14.608	67,2	1:03.375		4:59.995	
3	58.441		1:00.756	85,9	Pit In		3:10.003	149,2	13	<u>50.650</u>		51.077	96,0	57.182		2:38.909	153,6
4	Pit Out		51.682	81,1	56.840		<del>4:15.552</del>		14	55.233		1:03.280	<u>196,4</u>	Pit In		3:15.136	156,1
5	50.794		51.266	88,1	<u>56.550</u>		2:38.610	<u>157,4</u>	15	Pit Out		52.009	84,2	57.385		4:45.242	
6	50.806		50.796	90,8	56.883		2:38.485	157,2	16	52.065		51.141	85,1	56.989		2:40.195	155,8
7	54.118		53.603	87,9	Pit In		2:53.208	157,0	17	50.785		51.398	79,1	56.998		2:39.181	157,2
8	Pit Out		52.525	81,9	57.280		4:28.254		18	50.711		<u>50.751</u>	85,3	56.987		<u>2:38.449</u>	155,4
9	52.425		52.574	81,7	57.234		2:42.233	153,0	19	50.815		51.207	84,4	56.864		2:38.886	155,4
10	51.382		51.974	86,1	57.562		2:40.918	153,4	20								

266 Sousa-Costa-Gil-Ribeiro								Citroen C1									
lap	Sect-1	Speed	Sect-2	Speed	Sect-3	Speed	lap time	Top Speed	lap	Sect-1	Speed	Sect-2	Speed	Sect-3	Speed	lap time	Top Speed
1	Pit Out		<u>53.843</u>	<u>89,8</u>	<u>1:01.459</u>		2:44.738		2								

311 Monteiro-Moura-Baptista-Baptista								Citroen C1									
lap	Sect-1	Speed	Sect-2	Speed	Sect-3	Speed	lap time	Top Speed	lap	Sect-1	Speed	Sect-2	Speed	Sect-3	Speed	lap time	Top Speed
1	Pit Out		53.401	75,2	58.446		2:41.115		11	51.075		51.653	86,1	57.187		2:39.915	152,5
2	52.878		52.696	80,7	58.571		2:44.145	151,7	12	51.236		51.211	89,6	57.450		2:39.897	152,3
3	52.663		52.467	89,1	58.711		2:43.841	150,6	13	51.807		<u>51.173</u>	<u>91,1</u>	57.107		2:40.087	152,3
4	52.642		52.465	88,9	Pit In		3:02.076	150,6	14	57.763		52.029	86,9	Pit In		2:56.115	153,6
5	Pit Out		53.346	75,0	58.692		4:38.069		15	Pit Out		51.415	85,9	<u>56.613</u>		5:02.175	
6	52.023		53.524	80,9	57.995		2:43.542	153,0	16	<u>50.728</u>		51.213	87,7	57.063		<u>2:39.004</u>	<u>154,7</u>
7	52.015		52.806	74,0	57.958		2:42.779	151,3	17	50.887		51.511	82,5	57.007		2:39.405	154,3
8	52.079		52.992	72,0	57.790		2:42.861	151,5	18	51.310		51.534	84,1	56.897		2:39.741	153,2
9	52.281		52.982	77,8	Pit In		2:52.185	151,9	19	51.179		51.312	85,4	56.939		2:39.430	153,2
10	Pit Out		51.578	90,0	57.028		4:20.003		20								

321 Silva-Gameiro-Horta-Molarinho								Citroen C1									
lap	Sect-1	Speed	Sect-2	Speed	Sect-3	Speed	lap time	Top Speed	lap	Sect-1	Speed	Sect-2	Speed	Sect-3	Speed	lap time	Top Speed
1	Pit Out		52.792	80,7	57.461		2:39.888		11	<u>51.267</u>		51.654	96,2	57.000		2:39.921	153,8
2	52.281		58.957	84,0	59.930		2:51.168	153,4	12	51.836		51.676	95,4	57.355		2:40.867	151,7
3	51.342		51.289	101,3	57.919		2:40.550	153,0	13	52.306		51.498	94,9	Pit In		2:49.544	149,6



## 6 Horas + 6 Horas Troféu C1 & Single Seater Series

Autódromo Internacional do Algarve

Troféu C1 Learn & Drive

3 - 5 July 2020

Laps and Sector Times - Qualificação 2

Autodromo Internacional Algarve - 4652 mtr.

4	52.373	51.866	99,6	Pit In	2:51.441	152,3	14	Pit Out	51.722	96,5	57.527	5:05.547	
5	Pit Out	51.625	98,2	57.504	4:48.870		15	52.167	51.407	96,0	57.219	2:40.793	148,4
6	51.369	51.326	94,2	<u>56.726</u>	<u>2:39.421</u>	154,1	16	51.413	52.064	87,3	57.425	2:40.902	151,3
7	51.293	51.770	93,0	57.517	2:40.580	<u>158,1</u>	17	51.504	51.221	89,4	57.320	2:40.045	151,3
8	52.386	52.278	92,0	Pit In	2:51.089	147,1	18	52.143	51.554	99,9	57.408	2:41.105	152,5
9	Pit Out	52.159	95,6	57.760	5:16.666		19	51.551	<u>50.958</u>	95,8	57.219	2:39.728	150,8
10	51.566	51.636	91,7	56.823	2:40.025	149,6	20	51.330	51.570	94,9	57.141	2:40.041	153,4

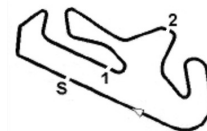
326 Keller-Di Placido-Branke								Citroen C1									
lap	Sect-1	Speed	Sect-2	Speed	Sect-3	Speed	lap time	Top Speed	lap	Sect-1	Speed	Sect-2	Speed	Sect-3	Speed	lap time	Top Speed
1	Pit Out		54.504	80,8	58.820		2:42.850		11	53.068		52.281	82,4	58.120		2:43.469	152,1
2	52.033		52.079	84,4	57.808		2:41.920	151,5	12	59.686		1:03.230	80,8	Pit In		3:25.372	149,2
3	51.578		52.149	75,0	<u>57.460</u>		2:41.187	153,4	13	Pit Out		51.904	85,9	58.304		7:09.892	
4	52.452		56.227	70,9	59.782		2:48.461	<u>157,2</u>	14	51.723		51.661	82,1	57.465		2:40.849	149,2
5	51.591		51.764	78,7	57.638		2:40.993	150,2	15	51.410		51.552	80,6	57.594		2:40.556	150,2
6	51.691		52.415	80,7	Pit In		2:48.816	156,3	16	51.144		51.396	81,0	57.643		<u>2:40.183</u>	153,2
7	Pit Out		53.272	79,2	58.168		4:41.397		17	51.323		<u>51.247</u>	86,2	58.085		2:40.655	149,8
8	52.872		53.025	79,5	59.313		2:45.210	150,8	18	52.116		51.915	83,2	57.754		2:41.785	149,2
9	52.659		52.370	77,1	57.908		2:42.937	139,2	19	51.581		51.518	86,7	57.870		2:40.969	149,4
10	51.538		52.384	75,7	57.818		2:41.740	152,3	20	<u>50.912</u>		51.833	<u>87,7</u>	58.992		2:41.737	154,5

330 Passanha-Passanha-Antunes-Gaivao								Citroen C1									
lap	Sect-1	Speed	Sect-2	Speed	Sect-3	Speed	lap time	Top Speed	lap	Sect-1	Speed	Sect-2	Speed	Sect-3	Speed	lap time	Top Speed
1	Pit Out		52.998	88,2	57.539		2:40.731		11	50.936		<u>50.971</u>	84,0	57.415		2:39.322	155,2
2	51.582		51.866	82,1	57.242		2:40.690	152,8	12	50.951		51.609	93,7	Pit In		2:45.048	154,3
3	51.215		51.266	82,2	57.128		<del>2:39.609</del>	153,6	13	Pit Out		53.498	91,1	57.700		5:06.646	
4	51.250		51.816	82,2	Pit In		2:46.452	154,5	14	51.398		51.588	90,2	57.280		2:40.266	153,0
5	Pit Out		51.791	88,5	57.221		4:52.187		15	51.260		51.070	88,7	56.923		2:39.253	153,8
6	51.788		51.315	92,5	57.171		2:40.274	154,7	16	50.665		50.976	88,2	<u>56.818</u>		<u>2:38.459</u>	156,5
7	52.505		51.811	87,0	Pit In		2:48.189	153,4	17	<u>50.465</u>		51.347	85,5	57.188		2:39.000	157,7
8	Pit Out		51.542	82,6	57.246		4:43.712		18	51.245		52.494	87,5	56.869		2:40.608	<u>160,2</u>
9	51.487		51.603	91,3	57.162		2:40.252	152,8	19	50.674		51.275	92,9	56.892		2:38.841	158,8
10	50.957		51.083	96,5	57.508		2:39.548	153,0	20								

352 Cardoso-Soares-Sepulveda								Citroen C1									
lap	Sect-1	Speed	Sect-2	Speed	Sect-3	Speed	lap time	Top Speed	lap	Sect-1	Speed	Sect-2	Speed	Sect-3	Speed	lap time	Top Speed
1	Pit Out		55.854	79,1	58.744		2:45.416		11	52.532		52.133	82,8	57.038		2:41.703	152,8
2	51.731		51.630	93,0	57.718		2:41.079	150,8	12	51.081		51.721	86,9	57.091		2:39.893	154,7
3	51.109		51.450	95,9	57.745		2:40.304	152,1	13	51.691		52.246	81,7	Pit In		2:46.580	154,1
4	51.237		52.360	89,4	57.449		<del>2:41.046</del>	151,9	14	Pit Out		51.265	<u>98,5</u>	58.027		5:50.688	
5	51.088		51.641	87,0	58.536		2:41.265	155,8	15	51.585		<u>51.189</u>	98,3	57.881		2:40.655	154,3
6	51.044		51.373	91,4	<u>56.889</u>		<u>2:39.306</u>	152,3	16	51.629		51.795	91,3	57.562		2:40.986	154,3
7	52.509		53.137	84,7	Pit In		2:49.648	154,3	17	51.367		51.576	92,1	57.210		2:40.153	156,1
8	Pit Out		51.461	81,2	57.206		5:28.893		18	51.523		51.371	94,2	57.786		2:40.680	<u>156,7</u>
9	50.934		51.501	81,1	56.920		2:39.355	154,7	19	58.276		1:05.161	78,3	Pit In		3:15.387	149,0
10	<u>50.873</u>		51.725	87,4	57.411		2:40.009	155,6	20								

444 Mota-Caiado-Neto-Vinagre-Carvalho								Citroen C1									
lap	Sect-1	Speed	Sect-2	Speed	Sect-3	Speed	lap time	Top Speed	lap	Sect-1	Speed	Sect-2	Speed	Sect-3	Speed	lap time	Top Speed
1	Pit Out		52.186	91,4	57.708		2:43.992		9	51.041		51.402	<u>95,9</u>	Pit In		2:45.413	152,3
2	51.265		51.633	88,9	57.260		2:40.158	153,0	10	Pit Out		51.943	80,1	56.962		4:20.734	
3	51.119		51.475	92,6	57.541		2:40.135	154,3	11	51.129		51.191	89,6	56.740		2:39.060	152,5
4	51.375		51.368	89,0	57.027		2:39.770	151,5	12	50.933		51.197	84,5	<u>56.346</u>		2:38.476	152,1
5	51.087		51.461	82,9	Pit In		2:45.733	153,2	13	51.002		51.554	83,9	Pit In		2:47.153	151,5
6	Pit Out		51.922	93,4	1:01.584		4:07.910		14	Pit Out		51.507	90,0	56.788		4:52.421	
7	51.295		51.116	95,2	56.860		2:39.271	152,8	15	<u>50.224</u>		50.802	93,8	56.403		<u>2:37.429</u>	161,4
8	51.215		51.358	89,8	57.021		2:39.594	151,7	16	51.226		51.875	90,6	Pit In		2:47.891	157,0

555 Soares-Caetano-Coutinho-Rodrigues-Santos-Ferrão								Citroen C1									
lap	Sect-1	Speed	Sect-2	Speed	Sect-3	Speed	lap time	Top Speed	lap	Sect-1	Speed	Sect-2	Speed	Sect-3	Speed	lap time	Top Speed
1	Pit Out		54.181	76,7	58.589		2:41.868		12	53.123		52.726	83,5	57.982		2:43.831	151,9
2	52.734		52.911	80,2	58.296		2:43.941	152,3	13	52.663		52.516	84,4	57.953		2:43.132	151,5
3	52.402		52.291	86,0	58.400		2:43.093	153,0	14	52.991		52.421	86,2	Pit In		2:47.564	151,0
4	52.172		52.700	86,9	58.909		<del>2:43.781</del>	153,0	15	Pit Out		52.676	90,3	57.772		5:13.769	
5	52.528		52.844	80,1	1:00.130		2:45.502	151,0	16	51.365		52.827	87,0	58.045		2:42.237	151,5
6	51.608		52.135	82,7	<u>57.322</u>		2:41.065	156,5	17	51.217		52.109	86,8	57.632		2:40.958	154,9



## 6 Horas + 6 Horas Troféu C1 & Single Seater Series

Autódromo Internacional do Algarve

Troféu C1 Learn & Drive

3 - 5 July 2020

Laps and Sector Times - Qualificação 2

Autodromo Internacional Algarve - 4652 mtr.

7	52.167	52.294	83,6	Pit In	2:49.825	159,1	18	51.855	<u>51.425</u>	<u>99,8</u>	58.695	2:41.975	154,5
8	Pit Out	52.654	84,7	58.316	4:24.209		19	52.635	52.128	89,6	57.666	2:42.429	154,5
9	52.567	52.490	84,6	59.062	2:44.119	151,0	20	51.738	51.694	94,2	57.403	<u>2:40.835</u>	156,3
10	55.192	53.094	87,9	58.109	2:46.395	135,8	21	<u>50.660</u>	52.190	87,1	58.610	2:41.460	<u>159,3</u>
11	52.136	52.637	76,8	58.248	2:43.021	153,0	22						

777 Pires-Pires-Cardoso-Rodrigues-Costa								Citroen C1									
lap	Sect-1	Speed	Sect-2	Speed	Sect-3	Speed	lap time	Top Speed	lap	Sect-1	Speed	Sect-2	Speed	Sect-3	Speed	lap time	Top Speed
1	Pit Out		51.697	85,1	56.642		2:35.425		11	50.713		51.156	90,5	56.629		2:38.498	154,5
2	50.622		51.101	83,9	56.383		<del>2:38.406</del>	153,4	12	50.743		52.297	85,2	Pit In		2:46.986	154,5
3	52.041		52.989	82,4	Pit In		2:48.932	157,4	13	Pit Out		1:20.823	59,5	59.806		5:21.879	
4	Pit Out		51.688	<u>92,7</u>	56.840		<del>4:52.453</del>		14	<u>50.141</u>		51.221	82,9	56.568		2:37.930	<u>160,0</u>
5	51.010		51.071	89,1	56.543		2:38.624	152,8	15	50.509		<u>50.833</u>	84,7	56.676		2:38.018	<u>160,0</u>
6	55.669		56.053	91,7	Pit In		2:57.963	151,5	16	50.449		50.889	79,1	56.487		2:37.825	155,8
7	Pit Out		51.280	81,5	56.613		4:28.472		17	50.157		51.063	83,7	56.726		2:37.946	155,4
8	50.883		51.430	81,8	56.435		2:38.748	154,1	18	50.820		51.066	82,4	56.409		2:38.295	154,5
9	55.225		56.065	74,4	Pit In		3:00.678	154,3	19	50.388		50.997	81,5	<u>56.143</u>		<u>2:37.528</u>	156,3
10	Pit Out		51.661	92,5	56.757		4:32.657		20								

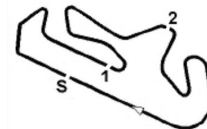
808 Marques-Simoes-Fernandes-Zeferino-Sofia-Silva								Citroen C1									
lap	Sect-1	Speed	Sect-2	Speed	Sect-3	Speed	lap time	Top Speed	lap	Sect-1	Speed	Sect-2	Speed	Sect-3	Speed	lap time	Top Speed
1	Pit Out		52.976	88,5	58.313		2:39.888		4	55.362		51.681	90,2	57.475		2:44.518	154,5
2	52.041		52.438	91,5	57.736		2:42.215	153,8	5	<u>51.562</u>		51.855	<u>96,5</u>	57.507		2:40.924	153,0
3	44:40.704		51.744	96,0	58.442		46:30.890	153,8	6	51.604		<u>51.421</u>	92,8	<u>57.171</u>		<u>2:40.196</u>	155,2

888 Goncalves-Goncalves-Oliveira-Candeias-Gil								Citroen C1									
lap	Sect-1	Speed	Sect-2	Speed	Sect-3	Speed	lap time	Top Speed	lap	Sect-1	Speed	Sect-2	Speed	Sect-3	Speed	lap time	Top Speed
1	Pit Out		58.490	83,1	1:03.088		2:55.752		11	Pit Out		52.225	85,2	57.486		4:30.500	
2	54.147		53.479	93,6	58.333		2:45.959	145,9	12	51.507		52.740	84,4	57.975		2:42.222	156,1
3	52.948		53.000	94,2	Pit In		2:53.466	153,2	13	53.854		52.006	94,8	Pit In		2:49.773	151,5
4	Pit Out		52.359	87,5	57.827		<del>4:53.078</del>		14	Pit Out			82,4	57.801		4:25.876	
5	51.772		51.886	96,8	57.496		2:41.154	154,3	15	51.330		51.413	91,7	57.076		2:39.819	153,8
6	51.417		51.373	<u>100,1</u>	57.839		2:40.629	154,7	16	<u>50.224</u>		51.210	85,0	<u>56.923</u>		<u>2:38.357</u>	160,5
7	51.541		53.214	90,4	Pit In		2:49.452	156,3	17	51.213		51.433	93,7	57.947		2:40.593	<u>161,4</u>
8	Pit Out		53.208	85,3	59.061		4:27.851		18	51.150		51.248	92,6	58.191		2:40.589	158,4
9	52.920		52.576	89,7	58.360		2:43.856	152,1	19	50.929		<u>51.183</u>	89,0	57.221		2:39.333	157,7
10	53.221		52.405	85,9	Pit In		2:51.519	151,0	20	50.649		51.890	82,8	Pit In		2:51.899	160,0

901 Avila-Armando-Familiar-Fortuna-Moniz-Black								Citroen C1									
lap	Sect-1	Speed	Sect-2	Speed	Sect-3	Speed	lap time	Top Speed	lap	Sect-1	Speed	Sect-2	Speed	Sect-3	Speed	lap time	Top Speed
1	Pit Out		55.158	88,6	58.687		2:45.908		11	52.232		52.108	90,5	57.680		2:42.020	149,4
2	52.807		52.792	88,7	57.735		2:43.334	151,9	12	52.266		52.377	92,5	1:03.254		2:47.897	152,3
3	53.575		56.629	88,9	57.996		2:48.200	152,8	13	53.398		52.368	97,6	58.001		2:43.767	148,4
4	52.013		52.028	92,5	57.655		<del>2:41.696</del>	152,1	14	54.174		52.927	96,5	Pit In		2:53.647	149,0
5	51.884		52.116	92,5	57.675		2:41.675	152,1	15	Pit Out		51.881	97,8	58.978		5:20.309	
6	51.652		52.322	94,6	57.472		2:41.446	151,9	16	51.531		<u>51.858</u>	<u>98,2</u>	59.047		2:42.436	154,1
7	51.678		51.935	94,4	57.539		2:41.152	153,0	17	51.705		51.870	96,7	58.235		2:41.810	153,8
8	51.897		51.951	89,5	<u>57.290</u>		<u>2:41.138</u>	151,5	18	52.031		52.228	88,5	57.779		2:42.038	151,9
9	51.912		52.019	89,9	Pit In		2:48.481	151,7	19	<u>51.191</u>		52.040	93,8	58.350		2:41.581	<u>154,9</u>
10	Pit Out		53.289	84,9	57.834		7:10.062		20								

911 Teixeira-Costa-Antunes-Nunes-Reis-Vieira								Citroen C1									
lap	Sect-1	Speed	Sect-2	Speed	Sect-3	Speed	lap time	Top Speed	lap	Sect-1	Speed	Sect-2	Speed	Sect-3	Speed	lap time	Top Speed
1	Pit Out		53.038	88,4	57.822		2:39.475		8	51.796		52.124	89,1	57.402		2:41.322	148,8
2	51.808		<u>51.488</u>	87,2	57.340		<del>2:40.636</del>	151,9	9	51.838		52.271	88,1	57.655		2:41.764	149,4
3	51.309		51.679	87,5	<u>57.258</u>		<del>2:40.246</del>	<u>153,6</u>	10	53.294		52.501	90,3	Pit In		2:52.959	141,5
4	<u>51.089</u>		52.147	86,5	58.750		2:41.986	152,1	11	Pit Out		55.030	77,0	59.931		8:37.997	
5	54.016		57.458	<u>319,5</u>	Pit In		3:03.308	149,0	12	53.237		53.818	73,6	58.274		2:45.329	152,1
6	Pit Out		53.823	96,3	57.440		16:37.963		13	52.648		53.304	75,7	Pit In		2:52.746	149,4
7	51.955		51.814	91,8	57.525		<u>2:41.294</u>	150,4	14								

917 Farinha-Cruz-Reis-Vieira-Maso-Maso								Citroen C1									
lap	Sect-1	Speed	Sect-2	Speed	Sect-3	Speed	lap time	Top Speed	lap	Sect-1	Speed	Sect-2	Speed	Sect-3	Speed	lap time	Top Speed
1	Pit Out		53.125	87,3	58.230		2:41.246		11	52.818		52.052	<u>99,4</u>	58.279		2:43.149	150,6
2	51.636		52.338	86,1	58.167		2:42.141	152,5	12	57.919		55.092	87,2	Pit In		3:03.797	151,9
3	51.587		52.194	85,8	57.670		2:41.451	154,1	13	Pit Out		52.580	86,7	57.766		4:38.751	



## 6 Horas + 6 Horas Troféu C1 & Single Seater Series

Autódromo Internacional do Algarve

Troféu C1 Learn & Drive

3 - 5 July 2020

Laps and Sector Times - Qualificação 2

Autodromo Internacional Algarve - 4652 mtr.

4	51.894	52.052	87,2	Pit In	2:48.692	153,6	14	51.789	<u>51.814</u>	91,8	<u>57.609</u>	<u>2:41.212</u>	151,0
5	Pit Out	52.501	81,6	58.129	4:10.491		15	<u>51.539</u>	52.149	92,8	Pit In	<u>2:49.679</u>	153,2
6	52.444	52.736	87,1	58.282	2:43.462	150,8	16	Pit Out	53.086	80,0	59.370	<u>5:06.589</u>	
7	52.432	53.311	78,5	Pit In	2:52.941	152,1	17	53.604	53.665	78,3	59.150	<u>2:46.419</u>	<u>155,4</u>
8	Pit Out	53.751	86,6	58.034	4:43.699		18	53.105	53.267	81,5	58.345	<u>2:44.717</u>	153,2
9	52.397	52.856	82,8	Pit In	2:54.123	152,5	19	53.093	52.821	79,0	58.429	<u>2:44.343</u>	153,6
10	Pit Out	54.271	88,5	59.023	4:50.641		20						

997 G Manahu-B Manahu-Castro								Citroen C1									
lap	Sect-1	Speed	Sect-2	Speed	Sect-3	Speed	lap time	Top Speed	lap	Sect-1	Speed	Sect-2	Speed	Sect-3	Speed	lap time	Top Speed
1	Pit Out		52.745	77,6	58.373		<u>2:42.057</u>		11	Pit Out		51.527	89,4	57.201		<u>6:09.033</u>	
2	51.939		51.718	78,5	57.733		2:41.390	153,8	12	51.316		51.204	94,3	<u>56.441</u>		2:38.961	153,8
3	51.498		51.616	83,2	57.467		2:40.581	154,7	13	<u>50.784</u>		51.217	91,2	56.648		<u>2:38.649</u>	160,5
4	51.243		51.795	91,8	58.111		<del>2:41.149</del>	158,6	14	50.918		51.481	93,4	56.587		2:38.986	155,6
5	51.898		52.095	79,2	57.727		2:41.720	153,2	15	51.028		<u>50.969</u>	95,6	57.054		2:39.051	<u>161,0</u>
6	54.298		53.176	79,8	Pit In		2:53.752	155,2	16	50.821		51.044	89,3	57.009		2:38.874	157,9
7	Pit Out		53.468	87,0	57.473		6:07.412		17	51.856		51.514	<u>99,3</u>	56.783		2:40.153	157,7
8	51.763		52.207	84,8	57.209		2:41.179	153,4	18	51.187		51.787	95,2	57.039		2:40.013	157,0
9	51.675		52.094	87,9	57.289		2:41.058	154,3	19	51.067		51.387	95,7	56.823		2:39.277	154,3
10	52.094		51.827	88,7	Pit In		<u>2:48.079</u>	154,5	20								