

## Tests - AUTO

### Autódromo Internacional do Algarve

**Tests AUTO**

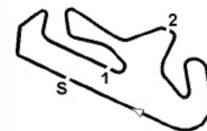
28 - 30 October 2019

Laps and Sector Times - 29-10-2019 - Afternoon

Autodromo Internacional Algarve - 4652 mtr.

22 United Autosports								07									
lap	Sect-1	Speed	Sect-2	Speed	Sect-3	Speed	lap time	Top Speed	lap	Sect-1	Speed	Sect-2	Speed	Sect-3	Speed	lap time	Top Speed
1	Pit Out	156.7	33.964	120.7	35.015		1:39.210		34	29.052	215.1	31.226	132.5	34.980		1:35.258	291.9
2	28.996	210.1	31.101	127.8	34.591		1:34.688	290.3	35	29.134	204.2	32.951	139.2	35.394		1:37.479	300.8
3	28.954	212.2	30.861	137.2	34.669		1:34.484	293.5	36	29.097	219.1	31.318	130.1	35.060		1:35.475	291.9
4	28.852	219.1	31.735	136.9	34.938		1:35.525	294.3	37	29.906	221.3	31.310	128.9	34.988		1:36.204	288.8
5	28.955	216.4	31.159	132.4	34.862		1:34.976	294.3	38	29.045	216.4	31.296	126.9	34.922		1:35.263	288.8
6	28.900	213.0	30.974	130.9	34.682		1:34.556	294.3	39	29.054	214.3	31.257	128.6	35.363		1:35.674	293.5
7	28.800	206.1	31.014	136.0	34.701		1:34.515	304.2	40	29.154	206.1	31.472	128.3	36.296		1:36.922	287.2
8	28.795	206.5	30.904	132.0	34.602		1:34.301	288.8	41	29.287	218.6	31.544	126.3	35.202		1:36.033	289.5
9	29.174	213.4	31.029	126.9	34.658		1:34.861	299.2	42	29.402	205.7	31.584	128.0	Pit In		1:45.208	295.1
10	28.925	210.9	31.235	125.4	36.027		1:36.187	298.3	43	Pit Out	182.1	34.473	120.4	35.751		6:30.505	
11	28.883	<u>221.8</u>	30.894	130.8	34.657		1:34.434	295.9	44	29.048	203.0	31.477	129.2	35.566		1:36.091	299.2
12	29.392	209.7	30.946	129.5	34.782		1:35.120	296.7	45	28.847	216.4	30.987	137.9	35.124		1:34.958	291.9
13	28.736	216.0	30.872	128.3	34.546		1:34.154	295.9	46	28.801	216.9	30.987	134.8	34.816		1:34.604	298.3
14	28.836	213.9	30.981	130.1	34.547		1:34.364	303.4	47	28.738	220.0	31.084	131.2	35.101		1:34.923	293.5
15	29.242	200.7	31.748	125.3	Pit In		1:41.389	296.7	48	28.999	207.7	32.143	130.3	35.092		1:36.234	<u>306.8</u>
16	Pit Out	184.9	31.790	133.0	35.101		6:23.085		49	28.933	215.1	31.108	136.0	35.241		1:35.282	303.4
17	29.082	203.8	31.173	130.1	34.859		1:35.114	301.7	50	29.564	205.3	31.543	127.2	35.016		1:36.123	302.5
18	28.910	210.5	31.043	135.5	34.826		1:34.779	292.7	51	28.960	202.6	31.337	131.2	34.851		1:35.148	294.3
19	28.871	209.7	30.940	131.7	34.829		1:34.640	293.5	52	29.117	200.7	31.619	126.5	34.948		1:35.684	285.0
20	28.840	204.2	30.950	131.2	34.785		1:34.575	292.7	53	29.035	206.9	31.227	130.4	34.830		1:35.092	293.5
21	28.913	217.3	30.986	126.5	34.826		1:34.725	295.9	54	28.963	219.1	31.081	126.9	34.815		1:34.859	285.7
22	28.957	192.5	31.482	126.2	34.976		1:35.415	305.1	55	28.776	217.3	31.083	132.0	34.916		1:34.775	294.3
23	29.038	204.5	31.758	122.9	35.640		1:36.436	287.2	56	28.765	220.0	31.123	131.4	34.896		1:34.784	293.5
24	28.960	206.9	31.071	130.1	34.823		1:34.854	300.8	57	30.277	195.3	31.817	120.3	Pit In		1:46.994	298.3
25	28.870	200.4	31.031	135.0	34.810		1:34.711	294.3	58	Pit Out	169.5	32.021	132.2	34.950		16:36.806	
26	28.857	215.1	30.971	129.8	35.131		1:34.959	295.1	59	28.957	198.2	31.071	138.5	34.678		1:34.706	291.9
27	29.282	179.1	31.753	127.4	Pit In		1:43.604	292.7	60	28.793	209.7	30.857	<u>140.8</u>	34.824		1:34.474	293.5
28	Pit Out	172.2	32.070	129.0	35.141		17:25.333		61	28.721	216.4	31.078	127.2	38.017		1:37.816	<u>306.8</u>
29	29.214	198.9	31.158	134.0	35.007		1:35.379	290.3	62	29.046	206.5	30.918	136.5	34.618		1:34.582	288.8
30	29.108	213.0	31.241	134.7	34.958		1:35.307	284.2	63	<u>28.668</u>	202.2	30.820	139.7	34.474		<u>1:33.962</u>	303.4
31	29.078	203.4	32.063	97.8	36.859		1:38.000	294.3	64	28.718	213.0	<u>30.799</u>	135.7	<u>34.466</u>		1:33.983	295.1
32	29.875	193.5	31.609	136.5	35.063		1:36.547	291.1	65	31.369	203.0	31.898	137.1	Pit In		1:44.096	296.7
33	28.994	210.9	31.557	129.2	34.981		1:35.532	296.7	66								

23 Panis Bathez Comp.								07									
lap	Sect-1	Speed	Sect-2	Speed	Sect-3	Speed	lap time	Top Speed	lap	Sect-1	Speed	Sect-2	Speed	Sect-3	Speed	lap time	Top Speed
1	Pit Out	155.2	34.469	118.7	37.657		1:42.772		36	29.557	207.3	31.399	129.5	35.842		1:36.798	285.7
2	30.441	187.5	32.195	126.9	Pit In		1:47.816	285.7	37	29.359	217.7	31.443	122.6	35.603		1:36.405	285.0
3	Pit Out	187.5	31.985	126.6	36.103		3:18.077		38	29.415	216.0	32.855	125.0	35.486		1:37.756	284.2
4	29.792	198.9	31.904	130.8	35.560		1:37.256	287.2	39	29.488	206.5	31.386	126.3	35.726		1:36.600	287.2
5	29.691	201.9	31.606	130.1	35.522		1:36.819	289.5	40	33.102	197.4	31.606	128.7	36.627		1:41.335	289.5
6	29.458	201.5	32.242	111.8	36.115		1:37.815	288.0	41	29.705	213.4	31.333	125.9	Pit In		1:45.676	285.7
7	29.611	196.7	31.823	126.8	Pit In		1:45.505	291.1	42	Pit Out	168.5	32.631	131.1	35.642		6:08.253	
8	Pit Out	173.1	31.929	130.4	35.482		5:14.502		43	29.161	210.1	31.160	136.7	35.360		1:35.681	282.7
9	29.659	203.8	31.636	131.2	35.462		1:36.757	288.0	44	30.828	199.3	31.217	137.8	35.214		1:37.259	285.0
10	29.377	203.0	31.760	136.7	35.475		1:36.612	288.8	45	28.925	213.4	31.022	133.5	35.579		1:35.526	288.8
11	29.428	205.3	31.477	135.5	35.229		1:36.134	291.1	46	29.402	218.2	31.119	133.8	35.009		1:35.530	288.0
12	29.324	205.7	31.490	136.4	35.216		1:36.030	<u>292.7</u>	47	28.664	<u>221.3</u>	30.993	131.7	35.063		1:34.720	288.8
13	29.243	201.5	31.313	134.8	34.953		1:35.509	290.3	48	30.531	193.5	32.546	137.6	Pit In		1:44.526	288.8
14	29.176	200.0	31.386	135.2	35.053		1:35.615	288.8	49	Pit Out	185.9	32.043	133.2	35.509		7:10.899	
15	29.935	201.1	31.547	129.7	34.933		1:36.415	291.1	50	29.157	184.9	31.312	134.3	35.061		1:35.530	287.2
16	29.513	203.8	31.513	131.9	Pit In		1:45.161	<u>292.7</u>	51	28.893	209.7	30.816	137.8	<u>34.814</u>		1:34.523	287.2
17	Pit Out	183.4	33.389	118.8	36.526		5:44.941		52	29.859	212.2	30.746	136.5	34.938		1:35.543	289.5
18	30.482	206.1	32.281	132.5	37.245		1:40.008	285.0	53	28.678	210.1	30.841	134.5	34.875		1:34.394	288.8
19	30.310	208.1	32.522	121.6	36.396		1:39.228	285.7	54	<u>28.479</u>	218.6	<u>30.608</u>	<u>138.5</u>	34.945		<u>1:34.032</u>	290.3
20	30.318	206.1	32.520	117.8	36.266		1:39.104	286.5	55	28.545	209.3	30.764	132.0	34.906		1:34.215	288.8
21	29.916	206.1	32.092	128.3	36.844		1:38.852	285.0	56	29.173	209.3	30.796	132.5	Pit In		1:41.189	289.5
22	29.948	216.0	32.429	122.2	36.698		1:39.075	285.7	57	Pit Out	154.9	33.911	107.8	36.097		6:37.552	
23	30.099	201.5	33.765	93.7	Pit In		1:50.876	286.5	58	29.755	197.8	31.801	121.2	35.757		1:37.313	284.2
24	Pit Out	155.2	34.247	112.4	38.637		13:25.540		59	29.719	206.5	31.510	126.5	36.116		1:37.345	285.7
25	30.227	214.7	32.464	118.4	36.137		1:38.828	281.3	60	30.187	203.0	31.517	127.8	36.015		1:37.719	289.5
26	29.784	208.9	32.117	120.7	36.029		1:37.930	282.7	61	29.388	201.9	31.380	129.0	35.937		1:36.705	286.5
27	29.814	214.7	32.164	122.9	36.043		1:38.021	288.0	62	29.638	194.9	32.915	118.9	37.146		1:39.699	287.2
28	29.835	190.1	32.050	124.4	36.180		1:38.065	286.5	63	29.679	196.7	31.534	128.1	35.629		1:36.842	288.8



## Tests - AUTO

### Autódromo Internacional do Algarve

### Tests AUTO

28 - 30 October 2019

#### Laps and Sector Times - 29-10-2019 - Afternoon

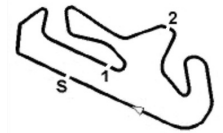
Autodromo Internacional Algarve - 4652 mtr.

29	29.941	202.2	32.881	106.9	36.949	1:39.771	285.7	64	29.547	198.5	31.469	124.0	35.659	1:36.675	287.2
30	29.979	220.9	33.639	124.0	36.268	1:39.886	285.7	65	30.935	192.5	36.105	91.1	Pit In	1:53.018	289.5
31	29.818	208.1	32.130	122.9	36.408	1:38.356	287.2	66	Pit Out	156.5	32.539	127.8	35.273	7:50.748	
32	29.737	201.9	32.108	120.3	35.957	1:37.802	284.2	67	29.347	199.6	31.550	126.9	35.175	1:36.072	289.5
33	29.891	198.9	32.279	118.9	Pit In	1:46.271	286.5	68	29.278	206.1	31.494	130.1	35.252	1:36.024	291.1
34	Pit Out	169.3	33.142	109.8	36.231	11:31.156		69	28.962	195.7	31.313	135.2	34.911	1:35.186	291.1
35	29.731	202.2	31.505	123.9	35.559	1:36.795	285.7	70							

25 Algarve Pro Racing																	
lap	Sect-1	Speed	Sect-2	Speed	Sect-3	Speed	lap time	Top Speed	lap	Sect-1	Speed	Sect-2	Speed	Sect-3	Speed	lap time	Top Speed
1	Pit Out	185.2	33.175	120.9	35.864		1:42.656		19	29.906	197.1	31.739	141.2	35.757		1:37.402	286.5
2	29.277	220.9	31.224	136.9	35.245		1:35.746	288.8	20	29.734	199.3	31.863	138.6	35.869		1:37.466	289.5
3	29.287	219.5	31.173	137.1	35.271		1:35.731	290.3	21	29.563	201.9	31.594	138.1	36.087		1:37.244	289.5
4	29.275	213.9	31.444	129.8	35.183		1:35.902	291.1	22	30.149	185.9	32.174	130.9	36.582		1:38.905	291.9
5	29.176	214.3	32.641	128.3	35.809		1:37.626	292.7	23	29.701	200.4	31.952	134.5	36.047		1:37.700	288.8
6	29.143	213.0	31.184	130.9	35.182		1:35.509	292.7	24	30.721	205.7	32.035	130.4	35.992		1:38.748	289.5
7	29.343	217.3	31.163	134.8	35.330		1:35.836	291.9	25	29.562	200.7	32.043	128.9	36.943		1:38.548	288.8
8	29.834	212.6	31.572	136.2	35.400		1:36.806	293.5	26	29.850	195.7	32.263	130.6	35.976		1:38.089	289.5
9	29.100	219.1	31.380	131.4	34.895		1:35.375	293.5	27	29.621	197.1	31.865	134.2	35.997		1:37.483	289.5
10	29.044	212.6	31.181	135.8	35.154		1:35.379	291.9	28	29.682	201.1	32.425	127.8	Pit In		1:45.971	289.5
11	29.091	213.9	31.224	129.8	35.053		1:35.368	294.3	29	Pit Out	169.0	33.793	125.3	36.718		50:23.267	
12	29.347	204.5	31.238	134.3	35.289		1:35.874	291.9	30	31.262	184.9	32.690	127.5	36.374		1:40.326	285.0
13	29.086	203.4	31.410	134.3	35.563		1:36.059	292.7	31	30.164	192.5	32.399	127.2	36.078		1:38.641	283.5
14	29.334	206.9	32.088	128.6	Pit In		1:44.384	291.9	32	30.656	192.2	32.303	129.5	36.025		1:38.984	289.5
15	Pit Out	172.2	33.993	137.8	36.889		3:22.104		33	29.937	204.2	32.115	129.2	35.804		1:37.856	285.7
16	29.875	196.7	32.147	134.7	36.151		1:38.173	285.0	34	30.023	205.7	32.351	130.9	36.245		1:38.619	288.0
17	29.765	206.5	32.004	138.1	35.762		1:37.531	289.5	35	30.146	202.2	32.233	128.6	35.929		1:38.308	282.0
18	29.558	194.9	31.864	141.0	35.746		1:37.168	286.5	36	30.393	184.9	33.339	119.3	Pit In		1:47.774	288.0

32 United Autosports									07								
lap	Sect-1	Speed	Sect-2	Speed	Sect-3	Speed	lap time	Top Speed	lap	Sect-1	Speed	Sect-2	Speed	Sect-3	Speed	lap time	Top Speed
1	Pit Out	170.6	32.604	131.4	36.791		1:40.581		15	32.969	160.7	35.625	117.8	Pit In		1:55.142	295.9
2	29.543	195.3	31.517	137.8	35.270		1:36.330	283.5	16	Pit Out	179.7	32.213	130.8	35.708		22:27.511	
3	29.113	202.2	31.137	139.5	35.014		1:35.264	291.1	17	29.235	202.6	31.267	136.0	35.244		1:35.746	286.5
4	29.171	210.5	31.158	134.3	34.963		1:35.292	291.9	18	28.996	204.5	30.918	140.4	35.205		1:35.119	291.9
5	28.870	206.1	30.997	141.5	34.821		1:34.688	292.7	19	28.919	220.0	31.138	138.5	34.832		1:34.889	292.7
6	28.805	212.2	30.907	142.7	34.823		1:34.535	293.5	20	28.961	211.8	30.967	136.9	35.826		1:35.754	293.5
7	28.842	216.0	31.254	130.9	Pit In		1:45.224	296.7	21	29.220	210.9	31.044	137.8	35.812		1:36.076	288.8
8	Pit Out	177.0	32.344	139.7	35.874		14:11.818		22	29.837	163.9	33.035	125.6	Pit In		1:49.167	291.9
9	29.333	202.6	31.805	126.8	35.919		1:37.057	289.5	23	Pit Out	181.8	32.886	124.1	36.346		8:40.562	
10	29.190	208.1	31.168	138.6	35.321		1:35.679	293.5	24	29.248	198.5	31.598	129.0	35.094		1:35.940	293.5
11	29.036	206.9	31.154	138.3	34.912		1:35.102	291.1	25	30.687	198.9	31.378	130.4	35.260		1:37.325	295.9
12	28.890	207.7	31.091	140.6	35.023		1:35.004	293.5	26	29.725	201.9	31.386	132.8	35.167		1:36.278	295.1
13	28.837	220.9	31.031	142.9	35.024		1:34.892	293.5	27	29.162	204.2	31.154	128.6	34.710		1:35.026	293.5
14	28.958	217.3	31.058	136.5	34.960		1:34.976	292.7	28	28.812	210.9	31.117	137.6	Pit In		1:52.955	295.1

37 Cool Racing									07								
lap	Sect-1	Speed	Sect-2	Speed	Sect-3	Speed	lap time	Top Speed	lap	Sect-1	Speed	Sect-2	Speed	Sect-3	Speed	lap time	Top Speed
1	Pit Out	146.5	34.397	117.5	36.475		1:42.052		32	29.020	211.4	31.500	125.7	35.655		1:36.175	289.5
2	30.031	186.5	32.190	123.1	35.712		1:37.933	284.2	33	28.920	209.3	31.572	130.0	35.015		1:35.507	289.5
3	29.737	204.9	31.882	126.8	35.541		1:37.160	288.0	34	28.913	213.0	31.292	130.4	34.955		1:35.160	290.3
4	30.092	204.9	32.775	128.1	35.586		1:38.453	285.7	35	28.939	214.7	31.662	129.8	Pit In		1:41.427	289.5
5	30.054	189.5	31.994	131.9	35.723		1:37.771	288.8	36	Pit Out	196.7	31.757	128.4	34.218		6:31.582	
6	29.639	206.5	31.891	125.7	35.611		1:37.141	291.1	37	28.502	217.7	31.002	134.8	34.595		1:34.099	288.0
7	31.656	210.1	31.865	128.3	35.627		1:39.148	289.5	38	28.756	221.3	30.845	132.0	34.486		1:34.087	288.8
8	29.383	206.9	31.599	131.5	35.522		1:36.504	288.0	39	29.791	194.9	31.252	134.0	34.931		1:35.974	292.7
9	29.382	220.0	31.796	132.7	35.401		1:36.579	288.0	40	28.605	214.7	30.815	137.4	34.538		1:33.958	288.8
10	29.387	210.5	31.555	132.4	Pit In		1:43.050	288.8	41	28.561	214.3	30.829	129.5	34.702		1:34.092	289.5
11	Pit Out	178.5	31.889	129.5	35.728		4:56.377		42	28.875	210.9	31.906	128.0	Pit In		1:41.615	287.2
12	29.289	213.4	31.466	130.0	35.434		1:36.189	288.8	43	Pit Out	156.3	33.834	120.0	35.390		18:35.508	
13	29.262	224.5	31.303	131.1	35.190		1:35.755	290.3	44	30.574	212.2	30.985	135.7	34.498		1:36.057	283.5
14	29.292	220.0	31.528	133.7	35.221		1:36.041	290.3	45	28.568	224.1	30.721	135.8	34.357		1:33.646	288.0
15	29.331	198.5	31.672	127.1	35.390		1:36.393	290.3	46	28.765	224.1	30.494	141.9	34.492		1:33.751	288.8
16	29.485	220.4	31.475	133.0	Pit In		1:42.667	291.1	47	28.447	228.8	30.666	140.1	34.472		1:33.585	288.0
17	Pit Out	173.6	33.407	127.2	Pit In		29:11.000		48	28.557	230.8	30.908	131.9	35.327		1:34.792	289.5
18	Pit Out	154.5	32.994	118.8	35.673		11:39.690		49	28.569	220.4	32.037	103.4	Pit In		1:41.713	288.0



## Tests - AUTO

### Autódromo Internacional do Algarve

### Tests AUTO

28 - 30 October 2019

#### Laps and Sector Times - 29-10-2019 - Afternoon

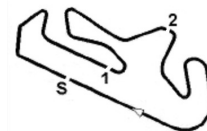
Autodromo Internacional Algarve - 4652 mtr.

19	29.393	208.5	31.831	126.8	35.311	1:36.535	285.7	50	Pit Out	179.4	33.113	117.1	39.443	4:36.351	
20	29.266	210.9	31.481	129.0	35.516	1:36.263	287.2	51	29.646	203.8	30.939	129.8	38.042	1:38.627	282.7
21	29.172	205.3	31.722	131.4	35.283	1:36.177	288.0	52	28.520	227.4	30.619	135.5	<u>34.177</u>	1:33.316	288.8
22	28.953	208.1	31.406	137.2	36.010	1:36.369	290.3	53	28.325	226.4	30.627	132.7	34.276	<u>1:33.228</u>	289.5
23	29.473	201.9	31.781	133.0	35.459	1:36.713	285.7	54	28.872	204.5	30.947	141.0	34.499	1:34.318	290.3
24	29.307	206.9	31.588	136.4	35.486	1:36.381	288.0	55	28.505	220.9	30.697	139.7	34.586	1:33.788	288.8
25	29.157	211.8	31.549	125.0	35.183	1:35.889	288.8	56	29.678	223.1	31.002	133.8	Pit In	1:41.452	291.1
26	29.124	208.1	31.468	133.0	Pit In	1:42.253	288.8	57	Pit Out	188.2	32.296	119.3	34.764	4:40.485	
27	Pit Out	179.4	32.111	127.1	35.285	3:57.054		58	38.764	125.6	52.735	87.1	Pit In	2:36.109	263.4
28	29.252	210.1	31.512	135.0	35.617	1:36.381	287.2	59	Pit Out	192.2	31.187	128.3	34.311	7:14.890	
29	28.969	210.1	31.899	135.2	35.221	1:36.089	288.8	60	28.398	227.8	30.651	136.2	34.417	1:33.466	290.3
30	28.920	209.3	31.302	136.0	35.334	1:35.556	289.5	61	<u>28.282</u>	<u>237.4</u>	30.644	136.0	34.551	1:33.477	290.3
31	29.147	209.7	31.315	133.3	35.151	1:35.613	288.8	62	28.446	222.7	30.570	133.5	Pit In	1:39.999	289.5

51 Red River Sport								488									
lap	Sect-1	Speed	Sect-2	Speed	Sect-3	Speed	lap time	Top Speed	lap	Sect-1	Speed	Sect-2	Speed	Sect-3	Speed	lap time	Top Speed
1	Pit Out	125.3	37.523	101.8	41.544		1:55.854		22	32.951	190.5	34.680	121.5	39.653		1:47.284	255.9
2	33.575	177.3	35.161	108.8	39.774		1:48.510	253.5	23	32.986	157.9	40.631	107.8	Pit In		2:09.025	256.5
3	33.332	188.5	34.608	115.6	39.796		1:47.736	255.3	24	Pit Out	161.9	35.404	107.7	39.983		8:26.601	
4	32.805	186.5	35.685	120.1	39.701		1:48.191	255.9	25	33.245	187.5	34.604	121.8	40.054		1:47.903	254.1
5	33.079	187.8	34.584	115.1	39.657		1:47.320	256.5	26	32.674	191.5	34.309	114.9	39.606		1:46.589	255.9
6	32.811	182.7	34.634	115.4	39.303		1:46.748	257.8	27	32.721	198.9	34.517	115.0	40.065		1:47.303	257.8
7	33.228	173.9	34.677	120.1	40.547		1:48.452	241.6	28	34.868	184.3	34.690	118.6	39.723		1:49.281	255.9
8	32.821	179.7	34.532	121.3	39.278		1:46.631	<u>260.2</u>	29	34.624	175.3	36.065	101.1	Pit In		1:58.761	256.5
9	32.699	184.9	34.176	117.1	39.188		1:46.063	259.6	30	Pit Out	180.6	35.445	109.1	39.891		7:34.380	
10	32.614	185.9	34.215	112.4	39.059		1:45.888	256.5	31	33.350	169.0	36.921	112.3	39.386		1:49.657	254.7
11	32.782	180.0	34.551	110.1	39.133		1:46.466	259.0	32	32.889	190.1	34.826	120.3	39.488		1:47.203	256.5
12	38.868	182.4	34.476	121.2	40.395		1:53.739	259.0	33	32.730	180.9	34.645	120.9	39.376		1:46.751	256.5
13	32.967	185.6	34.828	111.2	39.388		1:47.183	258.4	34	32.654	<u>212.6</u>	43.907	111.0	39.557		1:56.118	257.1
14	32.704	188.8	34.448	111.2	39.392		1:46.544	259.0	35	32.597	202.6	34.652	102.0	Pit In		1:56.067	256.5
15	32.994	180.0	34.831	115.4	39.272		1:47.097	255.9	36	Pit Out	178.5	34.209	118.8	40.270		6:17.194	
16	33.246	186.5	34.660	113.6	39.947		1:47.853	257.1	37	32.439	191.2	33.786	118.3	38.785		1:45.010	257.8
17	32.938	188.8	34.352	119.1	40.512		1:47.802	256.5	38	32.622	186.9	34.034	126.3	<u>38.344</u>		1:45.000	255.9
18	33.490	190.8	34.876	107.7	Pit In		1:56.133	247.7	39	32.239	189.8	33.669	125.6	38.583		1:44.491	258.4
19	Pit Out	172.2	37.411	107.6	41.631		<u>33:28.961</u>		40	<u>32.014</u>	192.2	33.750	119.1	38.396		<u>1:44.160</u>	259.0
20	33.667	184.6	35.533	106.8	40.747		1:49.947	252.3	41	32.240	188.8	34.150	123.4	38.683		1:45.073	259.0
21	33.189	189.5	35.683	114.0	40.057		1:48.929	254.7	42	32.054	200.0	<u>33.526</u>	<u>128.1</u>	Pit In		<u>1:54.164</u>	258.4

71 AF Corse								488									
lap	Sect-1	Speed	Sect-2	Speed	Sect-3	Speed	lap time	Top Speed	lap	Sect-1	Speed	Sect-2	Speed	Sect-3	Speed	lap time	Top Speed
1	Pit Out	149.4	39.174	106.6	44.580		2:00.514		20	33.031	205.7	34.932	109.1	40.102		1:48.065	258.4
2	35.945	162.9	37.535	110.4	42.695		1:56.175	247.7	21	33.252	212.6	35.255	107.7	42.172		1:50.679	255.9
3	33.760	196.4	35.586	112.0	41.050		1:50.396	250.6	22	33.376	198.9	36.008	109.6	40.996		1:50.380	251.2
4	33.927	197.4	35.805	108.4	40.950		1:50.682	250.0	23	5:11.276		35.360	116.8	39.739		6:26.375	254.1
5	33.630	195.7	35.669	110.2	40.766		1:50.065	254.1	24	32.702	202.6	34.356	118.2	<u>39.224</u>		1:46.282	260.2
6	34.027	199.3	35.635	110.8	41.443		1:51.105	250.0	25	8:29.943	192.5	34.646	113.4	39.390		9:43.979	257.1
7	33.306	202.6	35.470	109.4	40.285		1:49.061	256.5	26	<u>2:18.719</u>	201.9	34.076	118.6	41.881		3:34.676	262.1
8	33.103	213.9	35.414	108.5	40.102		1:48.619	258.4	27	32.408	203.0	<u>33.985</u>	<u>121.3</u>	39.353		<u>1:45.746</u>	<u>263.4</u>
9	33.241	<u>219.5</u>	35.188	106.8	40.202		1:48.631	260.2	28	9:37.923	176.8	34.711	116.0	45.072		10:57.706	256.5
10	33.275	210.9	35.355	106.9	39.907		1:48.537	255.3	29	32.729	197.4	34.395	119.5	39.576		1:46.700	261.5
11	33.518	213.4	35.332	100.9	40.492		1:49.342	259.6	30	11:40.312	172.8	36.650	105.5	41.723		12:58.685	256.5
12	9:34.972	200.4	35.132	106.9	40.513		10:50.617	184.3	31	33.376	198.2	35.381	110.1	41.139		1:49.896	254.1
13	33.112	212.6	35.057	113.2	40.100		1:48.269	253.5	32	33.400		35.397	107.8	40.832		1:49.629	255.3
14	33.582		35.462	108.1	42.593		1:51.637	258.4	33	6:04.243	145.2	39.717	101.6	42.223		7:26.183	257.1
15	33.389	196.4	35.383	107.1	40.454		1:49.226	254.1	34	33.724		34.931	109.6	39.760		1:48.415	255.9
16	33.268	213.0	35.132	105.4	40.147		1:48.547	262.1	35	32.649		34.466	114.3	39.438		1:46.553	261.5
17	33.204	213.0	34.994	113.0	40.339		1:48.537	258.4	36	32.414	199.6	34.568	108.8	39.260		1:46.242	260.2
18	32.998	202.2	35.433	106.8	40.529		1:48.960	255.3	37	32.710	200.0	34.862	100.7	40.982		1:48.554	256.5
19	33.791	169.8	35.406	107.6	40.583		1:49.780	262.8	38								

80 Dempsey-Proton Racing								911									
lap	Sect-1	Speed	Sect-2	Speed	Sect-3	Speed	lap time	Top Speed	lap	Sect-1	Speed	Sect-2	Speed	Sect-3	Speed	lap time	Top Speed
1	Pit Out	191.8	34.166	118.4	38.455		1:43.958		16	33.459	201.9	35.612	102.8	40.030		1:49.101	262.1
2	32.002	202.6	33.991	114.2	38.264		1:44.257	269.3	17	33.360	190.5	35.658	108.3	40.047		1:49.065	264.1
3	31.987	197.1	33.919	117.8	39.334		1:45.240	269.3	18	34.119	193.5	35.582	99.4	39.692		1:49.393	263.4
4	32.286	191.5	34.039	117.8	38.498		1:44.823	268.7	19	33.451	179.4	35.660	102.6	Pit In		1:57.986	265.4



## Tests - AUTO

### Autódromo Internacional do Algarve

### Tests AUTO

28 - 30 October 2019

#### Laps and Sector Times - 29-10-2019 - Afternoon

Autodromo Internacional Algarve - 4652 mtr.

5	32.095	198.2	33.976	120.0	38.574	1:44.645	<u>270.7</u>	20	Pit Out	184.0	34.671	107.9	38.970	8:17.661
6	31.906	208.9	34.051	120.5	Pit In	1:50.322	270.0	21	32.920	178.8	34.862	106.1	39.043	1:46.825 266.0
7	Pit Out	186.9	34.031	122.4	37.748	5:34.761		22	32.969	183.1	34.802	97.7	39.121	1:46.892 266.0
8	<u>31.647</u>	<u>210.1</u>	<u>33.350</u>	119.9	<u>37.601</u>	<u>1:42.598</u>	269.3	23	32.991	192.2	34.883	109.1	39.122	1:46.996 266.7
9	31.676	203.4	33.568	120.1	38.015	1:43.259	269.3	24	32.695	191.2	34.694	111.1	39.354	1:46.743 267.3
10	31.778	207.7	33.549	<u>122.7</u>	38.262	1:43.589	269.3	25	34.059	186.9	35.744	97.9	Pit In	1:57.905 266.7
11	31.901	194.2	33.812	116.6	38.251	1:43.964	268.7	26	Pit Out	188.5	35.506	98.4	39.334	40:24.184
12	32.026	200.7	34.090	117.6	38.441	1:44.557	268.0	27	32.988	198.5	34.944	100.9	39.486	1:47.418 266.0
13	32.203	190.1	33.997	118.7	Pit In	1:53.265	267.3	28	34.382	190.8	35.759	97.9	39.131	1:49.272 257.1
14	Pit Out	120.1	44.714	88.6	Pit In	12:09.901		29	37.429	183.4	35.017	103.7	Pit In	2:02.653 225.9
15	Pit Out	170.1	36.784	93.3	41.215	13:18.232		30						

96		Cool Racing						JSP3									
lap	Sect-1	Speed	Sect-2	Speed	Sect-3	Speed	lap time	Top Speed	lap	Sect-1	Speed	Sect-2	Speed	Sect-3	Speed	lap time	Top Speed
1	Pit Out	171.4	38.037	111.9	41.211		1:55.419		23	33.238	199.3	35.378	120.4	40.051		1:48.667	253.5
2	33.332	197.4	35.382	112.3	39.765		1:48.479	247.1	24	32.311	200.7	35.580	114.0	39.611		1:47.502	254.1
3	32.716	200.0	35.157	116.3	40.907		1:48.780	250.0	25	32.439	208.1	35.296	115.8	40.076		1:47.811	254.1
4	33.898	185.2	35.533	112.5	39.982		1:49.413	252.3	26	32.978	207.7	35.377	103.5	39.914		1:48.269	252.9
5	33.023	185.9	35.236	124.4	40.309		1:48.568	252.3	27	32.917	203.8	35.509	109.5	39.383		1:47.809	253.5
6	33.067	182.1	7:19.552	36.6	Pit In		10:05.278	252.3	28	33.000	192.9	35.504	113.6	39.598		1:48.102	254.1
7	Pit Out	177.0	34.227	123.3	38.694		19:44.872		29	33.066	197.1	35.436	107.9	39.501		1:48.003	254.7
8	31.802	203.8	33.485	124.7	37.549		1:42.836	248.3	30	32.752	206.5	35.291	116.5	39.677		1:47.720	255.3
9	31.318	198.9	33.045	<u>129.3</u>	37.407		1:41.770	254.1	31	1:12.029	163.9	36.847	109.9	Pit In		2:36.865	253.5
10	31.383	207.3	33.019	127.2	37.353		1:41.755	254.7	32	Pit Out	175.3	36.601	112.4	40.989		6:09.955	
11	31.328	209.3	<u>32.893</u>	126.9	<u>37.267</u>		<u>1:41.488</u>	254.7	33	33.704	188.2	36.021	120.7	40.382		1:50.107	253.5
12	<u>31.278</u>	<u>213.4</u>	33.173	124.6	37.894		1:42.345	256.5	34	33.041	198.5	35.608	111.1	39.960		1:48.609	252.3
13	31.467	202.6	33.045	125.9	Pit In		1:50.283	<u>259.0</u>	35	32.996	182.7	35.064	117.1	39.835		1:47.895	254.7
14	Pit Out	173.4	37.629	108.3	41.487		7:49.491		36	34.498	182.7	35.595	118.7	40.505		1:50.598	252.9
15	33.041	185.9	36.324	125.7	41.246		1:50.611	251.7	37	33.414	207.3	35.115	105.5	40.051		1:48.580	252.9
16	32.776	188.8	36.328	111.6	39.889		1:48.993	252.3	38	33.421	193.9	37.512	110.4	40.215		1:51.148	253.5
17	33.204	181.8	36.251	109.5	39.986		1:49.441	252.3	39	33.605	187.8	36.834	109.0	40.637		1:51.076	252.9
18	32.988	182.1	35.810	115.1	39.971		1:48.769	251.7	40	33.899	178.5	35.752	120.3	40.235		1:49.886	253.5
19	32.682	202.6	35.128	119.6	40.404		1:48.214	252.3	41	33.384	186.9	35.688	109.5	40.210		1:49.282	252.3
20	32.731	208.1	35.474	119.2	40.001		1:48.206	251.2	42	33.425	190.1	35.675	118.7	39.956		1:49.056	253.5
21	32.616	194.6	35.874	109.6	40.397		1:48.887	251.2	43	33.641	193.5	35.705	118.2	Pit In		2:00.841	255.9
22	1:22.902	147.5	36.960	110.1	40.145		2:40.007	250.6	44								