

Dunlop Test - Portimão

Autódromo Internacional do Algarve

Dunlop Test - PORTIMÃO

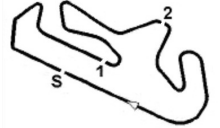
20 - 28 March 2019

Laps and Sector Times - Dunlop Test - PORTIMÃO - 25-C

Autodromo Internacional Algarve - 4652 mtr.

20		High Class															
Lap	Sect-1	Speed	Sect-2	Speed	Sect-3	Speed	Lap time	Top Speed	Lap	Sect-1	Speed	Sect-2	Speed	Sect-3	Speed	Lap time	Top Speed
1	Pit Out		35.510	112,7	38.243		1:49.075		55	28.945		31.192	132,5	34.203		1:34.340	292,7
2	33.883		35.389	113,3	Pit In		1:56.786	279,8	56	28.768		31.138	135,0	34.175		1:34.081	294,3
3	Pit Out		33.104	118,6	36.643		16:10.289		57	28.767		30.954	139,7	34.369		1:34.090	295,1
4	32.036		33.017	118,0	Pit In		1:47.884	285,7	58	30.255		31.595	132,8	Pit In		1:45.119	294,3
5	Pit Out		32.429	126,8	35.959		25:29.280		59	Pit Out		31.106	139,7	34.544		7:34.148	
6	30.375		32.679	127,7	Pit In		1:47.664	288,8	60	28.809		30.697	141,4	34.094		1:33.600	295,1
7	Pit Out		32.085	125,3	35.296		9:05.020		61	28.750		30.601	142,9	34.283		1:33.634	295,1
8	32.777		31.840	125,9	Pit In		1:46.316	288,0	62	28.894		30.537	139,9	34.254		1:33.685	293,5
9	Pit Out		32.045	123,3	35.637		8:12.717		63	28.953		30.561	141,4	34.337		1:33.851	295,9
10	29.690		31.285	131,1	Pit In		1:45.365	287,2	64	28.894		30.822	136,5	36.368		1:36.084	294,3
11	Pit Out		32.324	122,4	36.243		8:45.083		65	31.871		35.340	113,7	Pit In		1:55.585	272,7
12	29.795		31.782	125,7	Pit In		1:44.072	289,5	66	Pit Out		31.142	138,6	34.064		10:21.811	
13	Pit Out		34.367	112,7	36.917		15:40.068		67	28.639		30.413	141,0	35.314		1:34.366	294,3
14	29.866		32.499	119,9	36.471		1:38.836	277,6	68	28.462		30.499	140,4	34.066		1:33.027	295,1
15	29.273		31.169	128,7	35.133		1:35.575	288,8	69	28.721		32.435	136,2	34.630		1:35.786	295,9
16	29.182		30.803	135,7	35.082		1:35.067	288,0	70	32.109		31.110	128,9	Pit In		1:48.596	258,4
17	29.029		30.632	143,8	Pit In		1:44.981	288,0	71	Pit Out		31.442	132,8	34.530		14:29.999	
18	Pit Out		31.503	137,9	36.510		11:57.895		72	28.582		30.473	140,6	34.048		1:33.103	294,3
19	29.332		30.966	133,0	35.007		1:35.305	283,5	73	28.436		30.333	146,3	34.063		1:32.832	295,1
20	29.095		30.814	137,9	35.030		1:34.939	286,5	74	28.591		30.323	142,1	34.056		1:32.970	295,1
21	30.816		32.214	133,8	Pit In		1:48.987	291,1	75	28.562		31.643	136,7	34.188		1:34.393	295,1
22	Pit Out		31.893	149,0	35.291		8:18.320		76	28.533		30.517	133,7	34.253		1:33.303	300,0
23	29.192		30.559	133,3	34.565		1:34.316	287,2	77	30.710		32.661	125,1	Pit In		1:47.448	294,3
24	28.805		32.056	121,9	36.523		1:37.384	288,0	78	Pit Out		30.998	136,9	34.305		9:42.297	
25	29.090		30.826	144,2	34.811		1:34.727	293,5	79	28.938		30.391	142,1	34.067		1:33.396	295,1
26	29.039		31.685	130,0	Pit In		1:43.191	286,5	80	28.723		30.496	138,8	33.972		1:33.191	294,3
27	Pit Out		32.771	126,3	34.891		43:12.413		81	28.801		32.944	132,7	34.375		1:36.120	295,1
28	29.250		31.009	132,2	34.880		1:35.139	287,2	82	28.653		31.072	137,6	Pit In		1:42.549	294,3
29	28.807		30.538	145,7	34.848		1:34.193	289,5	83	Pit Out		32.307	134,0	34.494		14:31.447	
30	28.774		31.388	138,5	Pit In		1:42.733	287,2	84	28.562		30.414	141,5	<u>33.869</u>		1:32.845	295,1
31	Pit Out		34.299	101,4	37.130		5:54.717		85	28.548		30.410	145,6	34.015		1:32.973	297,5
32	31.219		33.540	94,2	37.922		1:42.681	291,1	86	28.541		30.345	143,4	33.927		1:32.813	294,3
33	31.390		33.301	107,8	37.781		1:42.472	290,3	87	28.720		30.523	143,0	34.724		1:33.967	295,1
34	30.645		32.875	110,3	36.941		1:40.461	288,8	88	28.688		30.447	145,2	34.293		1:33.428	295,1
35	30.372		32.707	104,8	36.951		1:40.030	291,1	89	31.783		33.602	118,9	Pit In		1:50.058	295,1
36	30.270		31.967	121,6	36.378		1:38.615	292,7	90	Pit Out		32.704	131,1	34.732		9:56.433	
37	30.326		32.614	125,0	36.596		1:39.536	292,7	91	28.568		<u>30.204</u>	<u>149,2</u>	33.981		<u>1:32.753</u>	293,5
38	31.217		32.738	112,0	Pit In		1:48.172	280,5	92	<u>28.320</u>		30.335	147,3	34.202		1:32.857	293,5
39	Pit Out		32.913	138,3	37.561		10:32.115		93	28.460		30.259	145,4	34.200		1:32.919	295,1
40	30.171		31.926	128,1	36.600		1:38.697	286,5	94	28.593		30.451	142,7	34.268		1:33.312	293,5
41	29.920		31.767	128,6	36.245		1:37.932	288,8	95	28.672		30.516	139,9	34.762		1:33.950	295,1
42	29.970		31.753	127,8	36.304		1:38.027	288,0	96	29.826		31.512	130,8	Pit In		1:44.452	286,5
43	29.721		31.806	127,5	36.454		1:37.981	287,2	97	Pit Out		32.623	133,5	36.295		6:28.815	
44	30.726		31.934	133,0	37.176		1:39.836	289,5	98	29.796		32.289	129,3	36.138		1:38.223	291,9
45	30.504		31.809	131,1	36.653		1:38.966	287,2	99	29.519		32.085	124,1	36.176		1:37.780	292,7
46	29.801		31.860	127,7	36.144		1:37.805	290,3	100	29.765		32.074	130,0	36.044		1:37.883	293,5
47	29.764		31.677	129,8	36.564		1:38.005	291,1	101	29.409		31.857	133,7	36.161		1:37.427	294,3
48	29.954		32.418	125,4	Pit In		1:45.677	291,1	102	29.658		31.704	135,7	36.046		1:37.408	294,3
49	Pit Out		32.209	135,2	35.669		8:28.594		103	29.577		31.797	128,3	36.281		1:37.655	289,5
50	29.716		31.584	137,9	35.533		1:36.833	282,7	104	29.662		31.775	128,0	36.307		1:37.744	291,9
51	29.502		31.539	134,2	34.972		1:36.013	293,5	105	29.724		32.028	123,0	Pit In		1:45.183	292,7
52	29.480		31.036	139,4	35.197		1:35.713	291,1	106	Pit Out		32.423	124,4	36.188		4:04.753	
53	32.469		34.056	126,2	Pit In		1:53.515	291,1	107	29.326		31.370	133,8	35.616		1:36.312	293,5
54	Pit Out		31.669	134,5	34.643		21:15.879		108	29.095		31.361	132,0	Pit In		1:49.292	289,5

25		Algarve Pro															
Lap	Sect-1	Speed	Sect-2	Speed	Sect-3	Speed	Lap time	Top Speed	Lap	Sect-1	Speed	Sect-2	Speed	Sect-3	Speed	Lap time	Top Speed
1	Pit Out		38.007	88,4	Pit In		2:04.465		62	29.360		31.607	126,8	37.084		1:38.051	289,5
2	Pit Out		35.060	102,3	37.983		28:21.137		63	38.042		32.581	118,2	Pit In		1:56.619	169,8
3	32.238		34.566	103,6	Pit In		1:51.509	285,0	64	Pit Out		34.418	124,0	38.162		13:39.157	
4	Pit Out		31.940	124,3	34.396		10:05.521		65	31.844		33.695	128,3	36.054		1:41.593	289,5
5	<u>28.621</u>		30.774	130,6	34.086		<u>1:33.481</u>	291,1	66	30.748		32.738	129,0	35.598		1:39.084	291,9
6	28.758		30.842	128,7	<u>34.058</u>		1:33.658	291,9	67	29.363		31.813	126,3	35.515		1:36.691	294,3
7	29.239		31.901	127,5	35.190		1:36.330	294,3	68	32.971		34.051	118,4	Pit In		1:51.291	292,7



Dunlop Test - Portimão
Autódromo Internacional do Algarve

Dunlop Test - PORTIMÃO

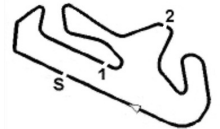
20 - 28 March 2019

Laps and Sector Times - Dunlop Test - PORTIMÃO - 25-C

Autodromo Internacional Algarve - 4652 mtr.

8	28.833	<u>30.702</u>	129,5	34.138	1:33.673	294,3	69	Pit Out	33.731	113,7	36.239	10:18.218
9	29.731	32.060	115,5	Pit In	1:43.105	292,7	70	29.572	31.347	125,6	34.482	1:35.401 279,8
10	Pit Out	37.976	99,4	40.522	48:19.129		71	28.694	30.905	132,4	34.322	1:33.921 294,3
11	33.402	34.787	113,3	37.376	1:45.565	267,3	72	28.750	33.260	120,7	34.714	1:36.724 <u>295,1</u>
12	31.448	32.822	128,4	35.708	1:39.978	284,2	73	28.744	32.447	124,3	34.490	1:35.681 <u>295,1</u>
13	30.150	31.953	131,2	35.240	1:37.343	290,3	74	29.599	33.577	122,9	35.618	1:38.794 294,3
14	29.674	31.895	133,2	35.184	1:36.753	291,9	75	28.794	30.884	141,4	34.891	1:34.569 <u>295,1</u>
15	30.817	31.583	130,9	35.184	1:37.584	276,9	76	28.801	31.055	137,9	Pit In	1:46.444 293,5
16	29.343	31.344	131,7	34.845	1:35.532	291,9	77	Pit Out	38.655	89,5	41.865	10:48.829
17	32.593	32.334	131,7	34.804	1:39.731	278,4	78	34.240	35.436	117,9	38.319	1:47.995 248,8
18	28.986	31.266	133,0	34.519	1:34.771	291,1	79	30.923	33.550	139,4	36.352	1:40.825 291,1
19	30.852	32.175	131,4	Pit In	1:46.598	294,3	80	30.430	32.765	138,1	35.791	1:38.986 293,5
20	Pit Out	36.089	113,7	38.165	7:49.383		81	30.039	34.150	131,9	Pit In	1:49.075 294,3
21	31.394	33.536	125,4	36.470	1:41.400	285,0	82	Pit Out	33.850	133,3	36.648	17:00.249
22	31.084	33.293	136,7	37.044	1:41.421	291,1	83	32.295	32.719	132,5	35.697	1:40.711 291,9
23	30.447	32.535	133,5	36.657	1:39.639	290,3	84	30.234	31.842	<u>143,0</u>	35.268	1:37.344 291,9
24	30.241	32.365	122,4	36.960	1:39.566	288,8	85	29.821	33.124	103,6	37.153	1:40.098 294,3
25	30.832	32.874	119,7	36.650	1:40.356	287,2	86	29.585	32.255	129,8	35.438	1:37.278 294,3
26	30.277	32.348	121,2	36.240	1:38.865	288,8	87	29.365	32.249	130,8	35.483	1:37.097 294,3
27	29.982	32.283	122,4	36.024	1:38.289	290,3	88	29.813	32.100	130,1	35.132	1:37.045 291,9
28	29.947	32.099	121,1	35.606	1:37.652	288,8	89	29.456	31.889	131,1	34.922	1:36.267 293,5
29	29.765	31.867	117,1	35.932	1:37.564	291,1	90	29.389	31.589	137,6	34.938	1:35.916 293,5
30	29.710	32.971	124,0	36.300	1:38.981	290,3	91	29.328	31.677	134,3	34.687	1:35.692 294,3
31	29.723	31.678	124,9	35.745	1:37.146	290,3	92	29.502	31.624	136,2	34.778	1:35.904 294,3
32	29.563	32.141	125,6	Pit In	1:47.834	291,9	93	30.638	32.790	125,3	Pit In	1:48.997 294,3
33	Pit Out	33.845	119,7	38.150	31:14.799		94	Pit Out	33.598	117,5	37.153	10:19.856
34	30.227	31.885	128,9	35.251	1:37.363	286,5	95	30.514	32.475	120,5	36.237	1:39.226 291,9
35	29.695	31.268	136,5	35.648	1:36.611	274,8	96	31.119	33.021	116,3	Pit In	1:51.293 291,9
36	29.460	31.425	141,0	35.621	1:36.506	289,5	97	Pit Out	33.498	123,3	36.256	6:46.659
37	29.025	31.408	131,7	34.622	1:35.055	293,5	98	30.926	32.463	114,5	36.476	1:39.865 291,9
38	29.248	31.266	132,4	34.336	1:34.850	294,3	99	29.799	32.488	115,6	35.906	1:38.193 291,9
39	29.140	31.221	133,5	34.451	1:34.812	279,8	100	29.801	32.176	115,4	35.732	1:37.709 294,3
40	29.102	30.800	138,8	34.686	1:34.588	294,3	101	29.646	31.970	108,4	35.661	1:37.277 292,7
41	29.068	31.282	130,6	35.747	1:36.097	<u>295,1</u>	102	29.601	32.139	107,9	35.801	1:37.541 293,5
42	30.325	32.098	126,0	36.135	1:38.558	281,3	103	29.981	32.046	115,6	35.778	1:37.805 293,5
43	30.198	31.109	138,3	Pit In	1:43.923	289,5	104	29.703	32.107	107,9	35.676	1:37.486 292,7
44	Pit Out	32.437	118,4	36.649	7:39.143		105	29.604	32.212	118,8	35.695	1:37.511 293,5
45	30.058	32.090	128,6	36.256	1:38.404	288,8	106	35.466	39.695	111,9	Pit In	2:06.133 285,7
46	29.816	32.167	117,1	36.235	1:38.218	288,8	107	Pit Out	34.347	120,4	36.396	8:59.706
47	29.926	32.309	120,7	36.167	1:38.402	288,8	108	29.922	32.253	128,7	35.587	1:37.762 289,5
48	30.031	32.077	114,6	36.160	1:38.268	286,5	109	29.488	32.342	135,0	35.091	1:36.921 291,9
49	29.740	32.074	114,8	36.291	1:38.105	289,5	110	29.407	31.599	136,2	35.229	1:36.235 291,9
50	30.192	31.968	116,3	35.854	1:38.014	285,0	111	29.591	31.878	134,2	34.821	1:36.290 292,7
51	29.477	31.926	119,9	35.846	1:37.249	291,1	112	29.276	31.599	132,8	Pit In	1:45.716 291,9
52	29.651	31.581	121,5	35.739	1:36.971	274,8	113	Pit Out	32.104	136,4	34.368	5:08.025
53	29.761	31.601	123,3	35.788	1:37.150	290,3	114	29.582	31.280	137,1	34.467	1:35.329 291,9
54	29.523	31.702	124,3	35.948	1:37.173	291,9	115	29.002	31.051	140,1	36.480	1:36.533 293,5
55	29.508	31.424	124,0	35.606	1:36.538	291,1	116	32.392	33.267	134,2	35.433	1:41.092 275,5
56	29.652	32.617	118,7	Pit In	1:52.053	292,7	117	29.435	31.669	139,2	35.061	1:36.165 291,1
57	Pit Out	32.315	127,5	35.465	5:18.086		118	29.303	31.328	136,0	Pit In	1:43.589 292,7
58	30.498	31.844	129,0	35.499	1:37.841	291,9	119	Pit Out	32.374	127,4	35.138	6:54.044
59	29.548	31.392	126,3	35.020	1:35.960	277,6	120	30.243	31.778	131,2	37.797	1:39.818 292,7
60	29.197	31.364	128,6	35.026	1:35.587	282,0	121	28.764	31.044	130,4	35.074	1:34.882 293,5
61	29.654	32.565	114,8	36.034	1:38.253	290,3	122	40.159	50.144	76,5	Pit In	2:37.253 291,9

45		Car 45															
lap	Sect-1	Speed	Sect-2	Speed	Sect-3	Speed	lap time	Top Speed	lap	Sect-1	Speed	Sect-2	Speed	Sect-3	Speed	lap time	Top Speed
1	Pit Out		37.595	109,3	38.920		<u>1:50.638</u>		60	28.308		30.661	139,2	34.129		1:33.098	300,0
2	30.212		31.645	136,9	35.628		1:37.485	288,8	61	<u>28.255</u>		<u>30.393</u>	141,2	34.136		<u>1:32.784</u>	300,0
3	29.581		31.723	133,2	35.564		1:36.868	290,3	62	32.365		33.667	127,4	Pit In		1:50.401	301,7
4	30.418		33.370	123,4	Pit In		1:48.037	291,1	63	Pit Out		32.491	130,6	35.033		11:45.120	
5	Pit Out		32.637	134,2	35.998		17:10.125		64	39.645		41.795	100,7	Pit In		2:15.399	216,9
6	29.544		31.340	130,1	35.532		1:36.416	289,5	65	Pit Out		33.403	120,5	35.823		10:11.643	
7	29.455		31.325	135,0	35.937		1:36.717	290,3	66	29.167		31.404	136,0	34.948		1:35.519	295,9
8	29.690		31.582	132,5	35.971		1:37.243	289,5	67	29.511		31.548	130,9	35.210		1:36.269	298,3
9	31.240		33.001	117,3	Pit In		1:49.043	290,3	68	30.960		32.723	126,8	Pit In		1:47.629	297,5
10	Pit Out		32.799	134,3	35.572		13:17.512		69	Pit Out		32.071	135,8	34.892		20:46.419	



Dunlop Test - Portimão

Autódromo Internacional do Algarve

Dunlop Test - PORTIMÃO

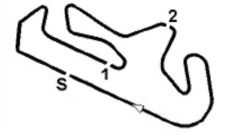
20 - 28 March 2019

Laps and Sector Times - Dunlop Test - PORTIMÃO - 25-C

Autodromo Internacional Algarve - 4652 mtr.

11	29.470	31.290	133,8	35.032	1: 35.792	291,9	70	28.989	31.102	136,9	34.451	1: 34.542	297,5
12	29.274	30.989	134,3	34.875	1: 35.138	294,3	71	29.036	31.049	138,8	34.429	1: 34.514	300,0
13	29.788	32.304	130,0	Pit In	1: 46.659	294,3	72	28.954	31.215	138,8	34.608	1: 34.777	300,8
14	Pit Out	37.992	112,5	Pit In	32: 10.834		73	29.297	31.233	136,0	34.652	1: 35.182	301,7
15	Pit Out	32.417	127,7	36.050	18: 39.307		74	29.226	31.250	135,8	34.492	1: 34.968	300,8
16	29.641	31.232	135,7	35.191	1: 36.064	291,1	75	29.056	31.124	139,5	34.504	1: 34.684	300,0
17	29.155	30.900	136,9	34.966	1: 35.021	294,3	76	29.144	31.179	137,2	34.666	1: 34.989	301,7
18	29.190	31.910	121,1	Pit In	1: 47.456	296,7	77	29.088	31.291	142,5	34.618	1: 34.997	304,2
19	Pit Out	34.459	130,0	35.873	23: 42.416		78	29.220	31.429	132,7	34.663	1: 35.312	300,8
20	29.401	31.250	136,0	35.323	1: 35.974	292,7	79	29.159	31.610	132,2	34.773	1: 35.542	300,8
21	30.393	34.560	121,8	Pit In	1: 50.684	293,5	80	28.964	31.255	138,5	34.754	1: 34.973	300,0
22	Pit Out	33.065	127,5	36.200	17: 03.302		81	28.959	31.108	137,9	34.674	1: 34.741	300,8
23	30.141	32.684	124,0	Pit In	1: 48.032	288,0	82	29.041	31.141	136,0	34.679	1: 34.861	300,8
24	Pit Out	31.825	137,4	35.263	16: 35.497		83	29.131	31.199	137,1	34.739	1: 35.069	301,7
25	29.487	31.345	139,0	35.899	1: 36.731	292,7	84	28.866	31.121	135,2	34.499	1: 34.486	301,7
26	30.324	31.436	136,2	35.643	1: 37.403	289,5	85	29.509	31.147	139,7	34.674	1: 35.330	301,7
27	29.545	31.407	134,2	35.872	1: 36.824	291,1	86	29.270	31.234	141,2	34.717	1: 35.221	303,4
28	29.564	31.544	132,7	35.500	1: 36.608	294,3	87	28.965	31.027	142,1	34.728	1: 34.720	301,7
29	29.565	31.478	132,4	35.265	1: 36.308	293,5	88	29.013	31.416	138,1	34.829	1: 35.258	300,0
30	29.489	31.553	132,7	35.554	1: 36.596	293,5	89	28.937	31.273	136,9	34.737	1: 34.947	301,7
31	29.570	31.571	132,7	35.756	1: 36.897	293,5	90	28.960	31.666	130,8	34.816	1: 35.442	300,0
32	29.734	31.602	132,2	35.401	1: 36.737	295,1	91	28.970	31.257	137,4	34.587	1: 34.814	300,8
33	29.500	31.516	129,5	35.385	1: 36.401	294,3	92	28.774	31.267	137,9	34.454	1: 34.495	300,8
34	30.793	31.866	136,5	35.790	1: 38.449	293,5	93	28.971	31.185	137,8	Pit In	1: 40.538	301,7
35	29.658	31.609	128,7	35.665	1: 36.932	292,7	94	Pit Out	39.383	125,6	40.141	18: 05.002	
36	29.332	31.619	136,4	35.479	1: 36.430	294,3	95	29.197	31.274	139,0	34.852	1: 35.323	295,1
37	29.410	31.791	131,7	35.484	1: 36.685	295,9	96	28.909	30.968	139,4	35.054	1: 34.931	297,5
38	29.419	31.519	135,5	35.600	1: 36.538	295,1	97	28.869	31.142	134,7	34.845	1: 34.856	298,3
39	29.859	31.655	132,5	35.587	1: 37.101	296,7	98	28.833	31.019	138,5	34.827	1: 34.679	299,2
40	29.687	31.634	135,5	35.489	1: 36.810	297,5	99	28.907	31.007	135,8	34.855	1: 34.769	299,2
41	29.373	31.642	135,5	35.664	1: 36.679	297,5	100	28.943	31.158	136,4	34.856	1: 34.957	299,2
42	29.460	31.659	134,8	35.762	1: 36.881	295,9	101	28.977	30.914	149,8	35.299	1: 35.190	300,0
43	30.379	31.684	134,7	35.930	1: 37.993	291,9	102	28.895	31.069	137,6	34.836	1: 34.800	299,2
44	29.716	31.712	134,5	36.479	1: 37.907	291,1	103	28.735	30.907	140,4	34.827	1: 34.469	299,2
45	29.694	31.700	136,0	35.788	1: 37.182	294,3	104	29.757	31.158	140,6	34.948	1: 35.863	298,3
46	29.667	31.583	131,7	36.434	1: 37.684	294,3	105	28.905	31.062	137,2	34.719	1: 34.686	297,5
47	29.847	31.715	129,5	35.889	1: 37.451	290,3	106	28.748	30.999	138,8	34.582	1: 34.329	300,0
48	29.609	31.637	130,9	35.982	1: 37.228	294,3	107	28.912	30.776	152,5	35.009	1: 34.697	299,2
49	29.749	31.660	130,1	36.328	1: 37.737	291,9	108	28.681	30.885	146,7	35.033	1: 34.599	300,8
50	29.831	31.654	128,0	35.967	1: 37.452	291,9	109	28.974	31.179	140,8	35.062	1: 35.215	299,2
51	29.976	32.828	130,6	Pit In	1: 49.084	291,9	110	28.872	31.196	137,6	35.074	1: 35.142	300,0
52	Pit Out	33.825	128,4	35.740	18: 01.617		111	28.898	31.426	136,0	35.214	1: 35.538	299,2
53	29.486	31.269	140,4	35.458	1: 36.213	290,3	112	28.899	31.213	136,7	35.094	1: 35.206	300,0
54	29.591	32.618	128,9	Pit In	1: 45.188	291,1	113	29.158	31.130	137,9	34.906	1: 35.194	299,2
55	Pit Out	31.889	134,2	33.818	16: 33.767		114	28.765	30.998	139,4	34.792	1: 34.555	299,2
56	28.298	30.557	144,6	34.139	1: 32.994	300,0	115	28.889	30.948	150,2	35.216	1: 35.053	298,3
57	28.350	30.515	<u>153,0</u>	34.245	1: 33.110	300,8	116	28.889	31.571	137,6	35.086	1: 35.546	299,2
58	32.783	33.240	133,8	Pit In	1: 48.906	300,0	117	29.107	31.140	138,3	Pit In	1: 49.134	300,0
59	Pit Out	39.801	129,0	34.780	10: 30.377		118						

60		Kessel - GTE 2															
lap	Sect-1	Speed	Sect-2	Speed	Sect-3	Speed	lap time	Top Speed	lap	Sect-1	Speed	Sect-2	Speed	Sect-3	Speed	lap time	Top Speed
1	Pit Out		36.197	117,8	38.972		1: 48.848		74	33.523		34.747	117,8	39.640		1: 47.910	255,9
2		32.246	33.528	129,8	38.224		1: 43.998	258,4	75	34.449		34.877	117,4	39.753		1: 49.079	256,5
3		32.139	33.516	<u>137,9</u>	38.451		1: 44.106	259,6	76	33.380		34.668	125,1	40.928		1: 48.976	256,5
4		32.148	37.759		Pit In		1: 56.378	261,5	77	35.097		35.367	115,3	Pit In		1: 57.521	224,1
5	Pit Out		34.480	127,7	38.978		6: 33.105		78	Pit Out		34.652	121,8	38.773		11: 10.284	
6		32.310	33.734	125,9	38.347		1: 44.391	258,4	79	32.381		33.677	129,0	38.632		1: 44.690	255,3
7		32.207	35.013	122,2	Pit In		1: 56.454	259,0	80	32.147		33.585	125,9	38.501		1: 44.233	259,6
8	Pit Out		36.382	118,7	41.245		4: 50.832		81	32.139		33.564	129,8	38.330		1: 44.033	257,8
9		33.665	35.604	118,6	40.423		1: 49.692	254,1	82	31.978		33.443	129,3	38.225		1: 43.646	257,8
10		33.401	34.924	117,6	40.396		1: 48.721	255,3	83	31.999		33.377	133,7	Pit In		1: 51.402	259,0
11		33.363	35.029	115,0	40.035		1: 48.427	252,9	84	Pit Out		34.600	119,2	38.493		59: 04.052	
12		33.124	35.159	115,6	Pit In		1: 55.419	255,9	85	31.953		33.572	128,6	38.311		1: 43.836	260,2
13	Pit Out		35.596	121,1	40.346		4: 03.001		86	31.925		33.446	137,4	38.376		1: 43.747	262,1
14		33.483	35.325	114,2	40.736		1: 49.544	257,1	87	31.824		33.437	128,0	38.294		1: 43.555	262,1
15		33.648	35.341	115,5	41.127		1: 50.116	256,5	88	31.970		33.475	131,9	Pit In		1: 50.008	<u>266,0</u>



Dunlop Test - Portimão

Autódromo Internacional do Algarve

Dunlop Test - PORTIMÃO

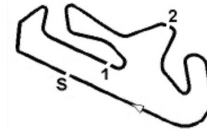
20 - 28 March 2019

Laps and Sector Times - Dunlop Test - PORTIMÃO - 25-C

Autodromo Internacional Algarve - 4652 mtr.

16	33.782	35.322	120,4	Pit In	1:57.493	255,3	89	Pit Out	33.978	130,6	41.177	5:15.017	
17	Pit Out	34.596	120,5	39.289	5:07.096		90	31.831	33.351	136,4	38.155	1:43.337	260,9
18	33.047	34.763	118,4	39.394	1:47.204	258,4	91	31.847	33.641	128,3	Pit In	1:52.751	261,5
19	32.798	34.848	122,4	39.379	1:47.025	260,2	92	Pit Out	35.686	120,3	40.862	8:34.883	
20	32.654	34.529	122,4	39.345	1:46.528	259,0	93	33.924	35.731	101,6	40.554	1:50.209	256,5
21	32.561	34.843	123,7	39.298	1:46.702	259,6	94	34.069	35.553	116,0	41.138	1:50.760	256,5
22	32.669	34.398	120,5	39.277	1:46.344	259,0	95	34.907	35.398	120,0	40.903	1:51.208	228,3
23	32.663	34.461	119,6	Pit In	1:55.874	257,8	96	33.716	35.098	116,5	40.425	1:49.239	259,0
24	Pit Out	34.257	118,8	39.102	4:06.113		97	34.722	37.046	109,6	Pit In	2:02.107	257,8
25	32.791	34.499	117,9	39.124	1:46.414	255,9	98	Pit Out	36.225	111,6	42.432	14:30.993	
26	32.761	34.775	112,7	39.561	1:47.097	255,3	99	34.724	35.555	111,6	41.078	1:51.357	252,3
27	35.047	34.529	119,3	39.610	1:49.186	255,3	100	36.444	35.148	118,2	40.572	1:52.164	254,7
28	33.844	34.577	114,9	39.502	1:47.923	255,9	101	33.887	34.972	114,0	40.427	1:49.286	255,3
29	32.814	34.974	106,7	39.713	1:47.501	255,9	102	33.284	36.555	112,3	40.913	1:50.752	257,8
30	32.997	34.881	105,5	40.033	1:47.911	255,3	103	33.470	34.807	118,3	40.074	1:48.351	258,4
31	33.173	34.712	116,0	40.031	1:47.916	254,1	104	33.551	34.928	118,3	40.277	1:48.756	259,0
32	33.604	34.861	115,9	Pit In	1:55.876	255,9	105	33.766	35.247	119,1	Pit In	1:56.553	258,4
33	Pit Out	35.007	120,3	39.412	6:41.876		106	Pit Out	34.538	123,7	39.710	6:16.164	
34	32.301	33.972	131,2	38.775	1:45.048	255,3	107	32.602	34.260	115,9	39.440	1:46.302	259,0
35	32.098	33.854	123,0	38.393	1:44.345	254,1	108	32.771	34.428	116,4	39.255	1:46.454	259,0
36	32.336	33.715	124,6	38.356	1:44.407	258,4	109	32.758	34.480	117,3	39.399	1:46.637	259,0
37	32.024	33.770	126,5	38.385	1:44.179	258,4	110	33.585	35.282	112,7	Pit In	1:57.318	259,6
38	32.385	34.045	124,3	Pit In	1:51.180	259,0	111	Pit Out	34.690	115,6	39.559	7:02.572	
39	Pit Out	33.905	123,0	38.883	4:48.606		112	32.368	34.054	123,1	38.869	1:45.291	255,9
40	32.336	33.835	121,9	38.564	1:44.735	257,8	113	32.338	33.803	121,9	38.612	1:44.753	257,8
41	32.432	33.719	135,8	39.290	1:45.441	259,6	114	32.217	33.842	126,5	38.604	1:44.663	259,6
42	32.283	34.760	91,1	39.199	1:46.242	258,4	115	32.132	33.972	123,0	38.508	1:44.612	260,2
43	32.612	34.487	117,6	Pit In	1:52.563	257,8	116	33.325	34.372	121,2	38.774	1:46.471	260,9
44	Pit Out	38.317	114,5	40.105	4:57.468		117	32.414	34.678	118,0	38.836	1:45.928	261,5
45	33.170	34.695	121,1	39.455	1:47.320	255,9	118	32.209	33.757	129,7	38.707	1:44.673	259,6
46	32.562	34.029	124,7	38.974	1:45.565	255,9	119	32.374	33.963	128,0	38.801	1:45.138	260,9
47	32.386	34.054	118,3	Pit In	1:50.649	257,1	120	32.250	33.849	121,6	38.535	1:44.634	260,9
48	Pit Out	34.503	120,7	39.651	4:09.168		121	32.107	34.233	118,8	38.445	1:44.785	260,9
49	32.793	34.077	125,1	39.150	1:46.020	256,5	122	32.198	34.085	122,9	38.678	1:44.961	260,2
50	32.492	33.949	125,3	39.224	1:45.665	257,1	123	32.130	33.874	121,3	38.610	1:44.614	260,2
51	32.625	34.011	128,7	Pit In	1:52.392	254,7	124	32.116	33.879	125,0	38.484	1:44.479	260,9
52	Pit Out	34.075	123,7	39.143	3:12.756		125	32.323	33.922	126,0	38.819	1:45.064	260,9
53	32.453	34.136	122,9	38.935	1:45.524	260,2	126	32.295	33.769	126,8	38.703	1:44.767	258,4
54	32.653	34.085	125,9	39.330	1:46.068	258,4	127	32.322	34.036	125,1	38.732	1:45.090	260,9
55	32.852	34.484	117,0	39.363	1:46.699	254,7	128	32.051	33.837	130,1	38.691	1:44.579	261,5
56	32.629	34.411	120,8	39.194	1:46.234	257,8	129	32.279	34.015	125,3	38.647	1:44.941	260,9
57	33.077	34.504	124,3	39.599	1:47.180	258,4	130	32.170	33.993	121,8	39.012	1:45.175	260,9
58	32.630	34.420	122,0	39.312	1:46.362	258,4	131	32.197	33.948	121,3	38.789	1:44.934	260,2
59	32.951	34.278	122,2	39.087	1:46.316	256,5	132	32.256	34.125	119,5	38.816	1:45.197	260,2
60	33.968	38.599	115,1	Pit In	2:02.461	258,4	133	32.280	34.009	125,6	38.843	1:45.132	260,2
61	Pit Out	37.732	90,6	44.077	5:46.184		134	32.320	34.191	120,7	38.904	1:45.415	260,2
62	33.628	34.941	118,2	39.832	1:48.401	255,9	135	32.259	34.007	123,1	38.725	1:44.991	259,6
63	32.850	34.400	124,9	39.422	1:46.672	255,9	136	32.182	34.015	125,6	38.793	1:44.990	260,2
64	32.980	34.526	118,9	39.997	1:47.503	256,5	137	32.394	33.986	121,8	38.685	1:45.065	260,2
65	32.923	34.373	118,8	39.235	1:46.531	256,5	138	32.194	33.978	123,1	38.601	1:44.773	260,2
66	32.746	34.253	126,6	Pit In	1:54.760	257,8	139	32.429	34.076	121,9	38.736	1:45.241	258,4
67	Pit Out	36.514	116,6	39.827	4:49.163		140	32.551	34.063	119,7	38.873	1:45.487	259,6
68	31.724	33.284	128,0	37.840	1:42.848	259,6	141	32.314	34.104	120,5	38.856	1:45.274	260,2
69	<u>31.695</u>	<u>33.158</u>	127,8	<u>37.688</u>	<u>1:42.541</u>	260,2	142	32.359	34.349	122,2	38.994	1:45.702	259,6
70	31.893	35.708	118,8	Pit In	1:56.328	259,0	143	32.588	34.654	117,0	38.876	1:46.118	261,5
71	Pit Out	35.248	115,1	39.757	5:01.470		144	32.744	34.501	121,9	39.101	1:46.346	260,2
72	33.193	34.915	115,6	39.893	1:48.001	256,5	145	32.412	34.606	120,4	39.285	1:46.303	259,6
73	33.491	34.679	115,4	39.955	1:48.125	257,1	146						

77 Proton 77																	
Lap	Sect-1	Speed	Sect-2	Speed	Sect-3	Speed	lap time	Top Speed	Lap	Sect-1	Speed	Sect-2	Speed	Sect-3	Speed	lap time	Top Speed
1	Pit Out		34.009	<u>132,0</u>	39.024		9:39.646		3	2:41.080		36.131	111,0	Pit In		4:06.292	<u>209,7</u>
2	<u>2:30.150</u>		34.017	127,8	<u>38.672</u>		<u>3:42.839</u>		4	Pit Out		34.201		Pit In		54:35.512	



Dunlop Test - Portimão

Autódromo Internacional do Algarve

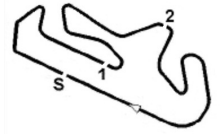
Dunlop Test - PORTIMÃO

20 - 28 March 2019

Laps and Sector Times - Dunlop Test - PORTIMÃO - 25-C

Autodromo Internacional Algarve - 4652 mtr.

83	Kessel - GTE 3																
lap	Sect-1	Speed	Sect-2	Speed	Sect-3	Speed	lap time	Top Speed	lap	Sect-1	Speed	Sect-2	Speed	Sect-3	Speed	lap time	Top Speed
1	Pit Out		39.395	105,4	42.285		1:59.894		63	32.791		34.520	116,3	39.361		1:46.672	258,4
2	33.705		34.568	120,8	39.444		1:47.717	236,8	64	33.260		34.524	120,4	39.553		1:47.337	258,4
3	33.171		35.548	121,2	Pit In		1:55.420	256,5	65	33.179		34.418	118,6	39.516		1:47.113	255,3
4	Pit Out		35.576	122,4	40.052		25:34.123		66	32.913		34.748	113,7	39.741		1:47.402	257,8
5	33.457		35.210	117,6	40.917		1:49.584	246,0	67	33.108		34.523	117,9	40.091		1:47.722	257,8
6	33.636		35.283	120,8	40.927		1:49.846	254,7	68	34.259		34.758	115,3	40.097		1:49.114	256,5
7	33.882		35.571	118,9	41.400		1:50.853	244,3	69	33.291		34.867	113,6	39.985		1:48.143	255,9
8	35.722		34.802	117,5	Pit In		1:57.249	226,4	70	33.301		34.768	115,1	Pit In		1:54.047	258,4
9	Pit Out		34.938	123,7	39.275		3:17.347		71	Pit Out		37.562	110,1	39.899		44:18.582	
10	32.901		34.645	123,3	39.572		1:47.118	255,9	72	32.167		33.778	122,9	38.567		1:44.512	254,1
11	32.730		34.987	121,2	39.271		1:46.988	256,5	73	32.119		33.849	121,6	38.811		1:44.779	256,5
12	32.759		34.304	124,9	39.630		1:46.693	251,7	74	32.530		33.988	119,6	38.752		1:45.270	255,9
13	32.622		34.284	125,4	39.524		1:46.430	256,5	75	32.467		34.416	120,1	39.016		1:45.899	255,3
14	32.625		34.358	126,2	39.454		1:46.437	255,3	76	32.915		34.158	121,6	39.194		1:46.267	255,3
15	32.757		34.179	128,4	Pit In		1:55.087	245,5	77	32.727		36.496	118,6	Pit In		1:55.301	255,3
16	Pit Out		34.761	122,7	39.560		3:49.644		78	Pit Out		35.566	118,7	39.452		3:11.589	
17	32.876		34.396	121,3	39.353		1:46.625	255,9	79	32.508		33.827	128,7	38.680		1:45.015	256,5
18	32.997		34.091	123,1	39.214		1:46.302	254,1	80	32.384		33.472	125,0	38.165		1:44.021	254,7
19	33.085		34.221	119,9	Pit In		1:52.731	257,8	81	32.320		33.245	128,4	38.336		1:43.901	256,5
20	Pit Out		34.890	115,1	38.840		6:21.979		82	34.582		34.955	123,9	Pit In		1:53.918	226,9
21	31.799		32.877	130,1	37.815		1:42.491	257,1	83	Pit Out		35.808	114,0	40.112		22:54.092	
22	31.663		32.873	134,7	37.839		1:42.375	257,8	84	33.048		34.627	127,2	39.805		1:47.480	257,8
23	31.682		32.873	128,6	37.778		1:42.333	259,0	85	32.880		35.335	118,7	40.013		1:48.228	258,4
24	33.415		34.257	123,1	Pit In		1:51.731	258,4	86	32.875		34.548	126,5	39.706		1:47.129	257,8
25	Pit Out		35.335	127,2	39.298		6:52.074		87	32.915		34.488	120,4	39.790		1:47.193	259,6
26	32.561		34.275	131,9	39.587		1:46.423	255,9	88	32.906		34.542	117,8	40.123		1:47.571	259,0
27	32.521		34.379	124,3	39.695		1:46.595	255,3	89	34.023		34.851	121,3	40.044		1:48.918	234,3
28	32.259		34.191	118,3	39.234		1:45.684	255,9	90	32.967		34.756	117,9	39.815		1:47.538	258,4
29	32.429		34.386	115,6	39.570		1:46.385	256,5	91	33.027		36.074	111,0	40.149		1:49.250	258,4
30	32.395		34.435	114,0	39.731		1:46.561	256,5	92	33.248		34.968	112,7	40.053		1:48.269	258,4
31	33.383		34.589	113,2	39.937		1:47.909	257,1	93	32.800		34.720	120,9	40.132		1:47.652	259,0
32	32.672		34.359	125,0	40.076		1:47.107	256,5	94	32.729		36.035	110,3	Pit In		1:59.511	257,8
33	32.961		34.310	121,1	39.969		1:47.240	255,9	95	Pit Out		35.018	123,4	39.902		8:19.168	
34	32.775		34.644	117,9	39.523		1:46.942	256,5	96	32.835		34.567	119,6	39.941		1:47.343	258,4
35	32.712		34.909	128,6	Pit In		1:54.924	255,3	97	34.061		35.772	118,7	40.121		1:49.954	257,1
36	Pit Out		34.684	114,3	39.362		4:14.534		98	32.992		34.368	128,4	39.771		1:47.131	260,9
37	32.732		34.020	123,0	38.742		1:45.494	254,1	99	32.650		34.166	117,9	39.435		1:46.251	260,2
38	32.234		33.473	138,6	39.194		1:44.901	255,3	100	32.787		34.555	116,1	Pit In		1:54.746	259,6
39	32.336		33.678	123,7	38.590		1:44.604	255,9	101	Pit Out		35.518	113,4	39.684		14:31.589	
40	32.270		33.616	122,4	38.291		1:44.177	257,1	102	32.811		34.581	113,8	39.626		1:47.018	257,1
41	32.192		33.775	121,6	38.465		1:44.432	256,5	103	32.493		34.251	118,3	39.624		1:46.368	257,1
42	32.429		33.650	122,9	38.519		1:44.598	258,4	104	32.505		34.130	128,0	39.540		1:46.175	258,4
43	32.504		33.732	125,6	38.472		1:44.708	257,8	105	32.609		35.261	109,3	40.973		1:48.843	260,2
44	32.395		33.582	121,5	38.692		1:44.669	259,0	106	32.566		34.377	120,7	39.414		1:46.357	259,6
45	32.475		33.669	120,9	38.568		1:44.712	258,4	107	32.476		34.139	119,1	39.252		1:45.867	260,2
46	32.477		33.676	124,6	38.544		1:44.697	260,2	108	32.727		34.436	119,2	39.351		1:46.514	260,2
47	32.513		33.599	128,4	38.797		1:44.909	260,2	109	32.538		34.267	118,2	39.164		1:45.969	260,2
48	32.390		33.641	124,3	38.545		1:44.576	259,0	110	32.547		34.297	117,6	39.107		1:45.951	260,9
49	32.327		33.783	125,1	38.769		1:44.879	257,1	111	32.470		34.234	118,2	39.269		1:45.973	262,8
50	32.472		33.830	124,4	38.965		1:45.267	257,8	112	32.487		34.134	121,8	39.171		1:45.792	259,0
51	32.402		33.680	129,8	38.931		1:45.013	257,8	113	32.650		34.226	115,4	39.432		1:46.308	260,9
52	32.417		33.691	129,0	39.025		1:45.133	256,5	114	32.715		34.144	124,9	39.492		1:46.351	260,2
53	32.507		34.346	121,5	38.786		1:45.639	259,0	115	32.641		34.299	115,5	39.441		1:46.381	261,5
54	32.515		33.848	124,1	38.946		1:45.309	257,1	116	32.663		34.579	118,6	39.951		1:47.193	260,9
55	32.568		34.095	121,6	38.974		1:45.637	257,8	117	32.994		34.615	117,6	39.482		1:47.091	256,5
56	32.517		33.808	126,0	39.131		1:45.456	258,4	118	32.590		34.460	124,6	39.802		1:46.852	260,2
57	32.641		34.109	120,0	39.124		1:45.874	258,4	119	32.909		34.723	112,9	Pit In		1:53.965	260,9
58	32.741		34.811	118,0	39.310		1:46.862	255,9	120	Pit Out		34.913	124,9	39.822		6:09.175	
59	32.938		34.292	119,5	39.342		1:46.572	257,1	121	32.201		33.662	118,3	38.284		1:44.147	258,4
60	32.921		34.666	119,9	39.318		1:46.905	257,1	122	31.937		33.353	131,5	38.236		1:43.526	260,2
61	32.959		34.271	122,4	39.455		1:46.685	256,5	123	31.879		33.552	122,0	38.246		1:43.677	262,8
62	32.879		34.228	120,3	39.401		1:46.508	256,5	124	31.977		33.711	118,9	Pit In		1:49.998	262,1



Dunlop Test - Portimão

Autódromo Internacional do Algarve

Dunlop Test - PORTIMÃO

20 - 28 March 2019

Laps and Sector Times - Dunlop Test - PORTIMÃO - 25-C

Autodromo Internacional Algarve - 4652 mtr.

88		Proton 88															
Lap	Sect-1	Speed	Sect-2	Speed	Sect-3	Speed	lap time	Top Speed	Lap	Sect-1	Speed	Sect-2	Speed	Sect-3	Speed	lap time	Top Speed
1	Pit Out		36.567	122,0	Pit In		2:00.093		33	33.297		35.145	127,5	40.170		1:48.612	258,4
2	Pit Out		34.762	126,6	38.832		10:49.462		34	33.073		35.688	122,4	Pit In		1:56.066	262,8
3	32.259		33.879	139,5	37.803		1:43.941	266,7	35	Pit Out		34.330	132,5	38.653		9:36.686	
4	2:15.674		33.919	132,5	37.977		3:27.570	265,4	36	32.654		33.953	121,3	38.431		1:45.038	265,4
5	31.950		33.328	143,0	38.127		1:43.405	266,0	37	4:02.969		33.901	132,0	38.724		5:15.594	264,7
6	32.139		33.463	137,4	Pit In		1:49.831	268,7	38	32.343		33.648	133,2	39.073		1:45.064	265,4
7	Pit Out		33.901	139,9	38.402		8:08.928		39	32.485		33.920	130,0	Pit In		1:53.252	261,5
8	2:15.985		33.642	135,3	38.365		3:27.992	260,9	40	Pit Out		33.314	143,0	38.567		10:59.144	
9	32.329		33.633	135,3	38.430		1:44.392	268,0	41	32.083		33.301		38.117		1:43.501	264,7
10	32.176		33.481	136,4	Pit In		1:49.460	267,3	42	31.989		33.025	137,4	37.954		1:42.968	266,7
11	Pit Out		37.203	106,2	41.577		9:11.618		43	25:18.520		<u>45.248</u>	131,1	38.613		26:42.381	265,4
12	34.626		35.679	117,0	40.616		1:50.921	259,6	44	32.044		33.562	126,5	38.261		1:43.867	
13	33.601		35.134	118,7	40.164		1:48.899	262,8	45	31.913		33.500	133,0	37.888		1:43.301	
14	33.242		34.687	118,9	39.978		1:47.907	262,1	46	31.999		33.151	134,2	37.910		1:43.060	
15	33.248		34.527	122,2	40.322		1:48.097	260,9	47	31.718		33.140	131,7	<u>37.772</u>		<u>1:42.630</u>	
16	33.115		34.743	120,0	39.961		1:47.819	258,4	48	<u>31.678</u>		33.174	139,0	38.083		1:42.935	<u>274,8</u>
17	33.077		34.810	120,1	39.696		1:47.583	263,4	49	31.744		33.355	137,1	38.940		1:44.039	
18	33.635		35.193	104,5	Pit In		1:58.215	264,1	50	12:47.672		35.425	<u>144,6</u>	39.627		14:02.724	
19	Pit Out		35.134	120,1	40.018		10:02.402		51	27:53.618		37.173	122,3	39.358		29:10.149	268,0
20	33.473		34.700	128,7	40.144		1:48.317	260,2	52	32.990		34.430	129,7	39.114		1:46.534	266,0
21	33.186		34.783	125,0	40.164		1:48.133	262,1	53	32.871		34.562	121,9	38.952		1:46.385	264,1
22	33.307		35.168	124,3	40.400		1:48.875	262,8	54	2:19.106		34.536	123,6	Pit In		3:42.344	269,3
23	40.476		49.188	106,8	Pit In		2:27.519	255,9	55	Pit Out		33.833	125,6	38.486		10:56.398	268,0
24	Pit Out		34.979	127,7	39.577		26:17.251		56	2:17.208		33.799	136,9	38.891		3:29.898	270,0
25	32.675		33.961	130,9	39.138		1:45.774	263,4	57	34.026		33.955	129,7	39.441		1:47.422	268,0
26	2:18.353		33.593	128,7	39.038		3:30.984	266,7	58	32.334		34.076	128,3	38.974		1:45.384	268,7
27	2:16.920		33.571	136,9	Pit In		3:35.638	270,0	59	2:17.582		33.958	125,1	38.516		3:30.056	264,7
28	Pit Out		34.790	122,9	40.219		7:13.338		60	36.456		41.589	120,9	Pit In		2:09.720	269,3
29	33.403		34.619	124,3	40.056		1:48.078	262,1	61	Pit Out		33.557	133,8	38.343		40:58.406	
30	33.434		34.750	131,4	40.354		1:48.538	264,1	62	32.310		33.681		38.214		1:44.205	
31	33.307		34.597	122,0	40.387		1:48.291	261,5	63	2:14.765		33.179	132,5	37.978		3:25.922	
32	33.387		35.168	126,8	40.133		1:48.688	263,4	64	7:46.312		34.145	126,5	42.327		9:02.784	260,9