



Curbstone Test - PORTIMÃO

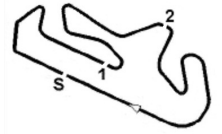
Autódromo Internacional do Algarve

Curbstone Test - PORTIMÃO
Laps and Sector Times - 08-02-2019

6 - 8 February 2019
Autodromo Internacional Algarve - 4652 mtr.

21		BULLIT								AMG GT4							
lap	Sect-1	Speed	Sect-2	Speed	Sect-3	Speed	lap time	Top Speed	lap	Sect-1	Speed	Sect-2	Speed	Sect-3	Speed	lap time	Top Speed
1	Pit Out		45.630	77,9	Pit In		2:30.474		20	36.350		38.810	105,8	Pit In		2:09.107	
2	Pit Out		43.929	86,3	Pit In		3:52.087		21	Pit Out		41.094	113,0	44.103		14:25.874	
3	Pit Out		42.694	93,3	Pit In		3:52.091		22	35.619		38.145	110,9	43.427		1:57.191	
4	Pit Out		50.672	94,7	Pit In		4:05.020		23	35.916		38.191	114,0	42.827		1:56.934	
5	Pit Out		39.446	110,3	44.495		10:08.673		24	35.398		37.949	124,1	44.132		1:57.479	
6	35.767		39.084	101,2	1:09.683		2:24.534		25	35.628		38.452	108,7	43.318		1:57.398	
7	36.107		38.620	110,2	43.561		1:58.288		26	35.785		38.007	111,3	43.097		1:56.889	
8	35.998		39.061	110,4	Pit In		2:37.675		27	35.711		38.103	112,5	Pit In		2:07.953	
9	Pit Out		38.238	115,0	43.486		4:57.732		28	Pit Out		42.180	103,3	44.020		7:39.929	
10	35.793		38.429	108,9	43.036		1:57.258		29	35.759		38.894	109,8	42.976		1:57.629	
11	38.307		39.246	112,3	Pit In		2:12.635		30	35.775		38.121	117,6	43.021		1:56.917	
12	Pit Out		37.996	116,0	42.470		4:23.185		31	35.535		37.625	114,8	42.995		1:56.155	
13	35.111		37.507	114,0	42.342		1:54.960		32	35.473		37.722	117,4	42.712		1:55.907	
14	35.042		37.473	115,0	42.606		1:55.121		33	37.786		38.745	113,3	Pit In		2:09.184	
15	37.835		38.813	107,9	Pit In		2:07.780		34	Pit Out		37.205	118,6	42.126		3:23.306	
16	Pit Out		38.498	112,6	43.056		6:59.948		35	34.855		37.279	118,3	42.201		1:54.335	
17	35.329		37.283	110,8	42.558		1:55.170		36	<u>34.840</u>		<u>37.084</u>	118,4	<u>42.001</u>		<u>1:53.925</u>	
18	35.092		37.352	113,4	Pit In		2:02.490		37	34.999		37.862	109,2	Pit In		2:02.834	
19	Pit Out		38.608	104,7	43.925		3:31.469		38								

63		PHOENIX GT3								R8 LMS GT3							
lap	Sect-1	Speed	Sect-2	Speed	Sect-3	Speed	lap time	Top Speed	lap	Sect-1	Speed	Sect-2	Speed	Sect-3	Speed	lap time	Top Speed
1	Pit Out		41.424	99,7	Pit In		2:11.794		40	Pit Out		34.805	116,0	39.379		29:24.878	
2	Pit Out		37.402	109,1	41.672		30:44.300		41	32.726		34.271	122,4	39.597		1:46.594	
3	33.996		35.040	115,6	40.104		1:49.140		42	32.512		34.083	123,0	39.449		1:46.044	
4	33.163		34.613	119,6	39.624		1:47.400		43	32.553		34.092	131,5	39.164		1:45.809	
5	33.160		34.190	122,4	40.190		1:47.540		44	32.307		34.110	127,2	39.129		1:45.546	
6	32.913		34.621	119,1	39.889		1:47.423		45	32.318		34.079	128,1	39.187		1:45.584	
7	32.758		34.628	118,4	40.011		1:47.397		46	32.423		34.603	116,3	Pit In		1:52.858	
8	33.468		34.479	118,0	Pit In		2:04.768		47	Pit Out		35.878	113,3	39.321		8:13.890	
9	Pit Out		35.082	116,4	39.685		9:25.529		48	31.962		33.548	134,5	38.511		1:44.021	
10	32.516		34.204	124,0	39.528		1:46.248		49	31.909		33.571	126,8	38.484		1:43.964	
11	33.019		40.924	118,6	Pit In		1:58.956		50	32.008		33.682	128,7	Pit In		1:51.910	
12	Pit Out		34.346	126,9	39.399		16:06.925		51	Pit Out		34.283	120,0	39.336		7:08.146	
13	32.334		34.016	141,7	40.684		1:47.034		52	32.184		33.642	124,3	38.950		1:44.776	
14	33.403		35.892	130,1	43.591		1:52.886		53	31.958		33.734	125,0	38.796		1:44.488	
15	32.418		34.154	122,3	39.088		1:45.660		54	31.999		34.173	131,4	39.110		1:45.282	
16	32.534		34.109	121,1	39.023		1:45.666		55	32.031		33.515	138,5	38.975		1:44.521	
17	33.446		34.388	121,1	Pit In		1:52.642		56	32.052		33.866	120,9	39.034		1:44.952	
18	Pit Out		34.384	121,2	38.903		11:00.742		57	32.392		34.138	124,7	Pit In		1:51.159	
19	32.499		34.102	117,4	38.818		1:45.419		58	Pit Out		34.575	123,4	39.506		46:43.926	
20	32.962		34.679	119,3	39.552		1:47.193		59	32.345		33.839	136,0	39.449		1:45.633	
21	32.685		34.145	130,9	39.554		1:46.384		60	32.119		33.828	136,2	39.569		1:45.516	
22	32.598		34.557	120,9	Pit In		1:51.688		61	33.201		34.498	138,1	Pit In		1:54.600	
23	Pit Out		34.325	121,1	38.781		34:16.063		62	Pit Out		34.101	129,7	38.804		9:43.517	
24	32.366		34.105	126,3	38.773		1:45.244		63	32.023		33.437	141,4	39.391		1:44.851	
25	32.443		34.214	123,6	39.004		1:45.661		64	32.350		33.930	133,5	Pit In		1:50.886	
26	32.291		33.809	124,4	39.375		1:45.475		65	Pit Out		34.191	122,9	38.884		5:29.691	
27	32.449		34.211	126,9	39.219		1:45.879		66	32.036		34.199	127,8	39.056		1:45.291	
28	32.198		34.020	129,5	Pit In		1:50.534		67	31.956		33.719	142,3	39.546		1:45.221	
29	Pit Out		34.051	122,7	38.386		7:30.170		68	32.132		34.411	128,3	Pit In		1:51.886	
30	31.741		<u>33.282</u>	127,4	<u>38.230</u>		1:43.260		69	Pit Out		34.069	125,7	38.721		5:04.918	
31	<u>31.593</u>		33.310	131,7	38.325		<u>1:43.228</u>		70	32.108		34.175	120,3	38.990		1:45.273	
32	31.936		33.574	132,4	Pit In		1:49.409		71	32.123		33.898	121,6	39.068		1:45.089	
33	Pit Out		35.019	114,5	39.498		8:35.734		72	32.186		33.798	126,2	Pit In		1:50.354	
34	32.628		34.169	115,8	39.407		1:46.204		73	Pit Out		34.065	132,4	39.589		15:19.361	
35	32.494		34.129	115,1	39.079		1:45.702		74	32.249		33.763	136,0	39.010		1:45.022	
36	32.299		34.024	125,0	39.153		1:45.476		75	31.989		33.668	133,7	39.233		1:44.890	
37	32.530		34.061	116,0	39.014		1:45.605		76	32.037		33.705	136,0	39.026		1:44.768	
38	32.359		34.092	118,9	38.931		1:45.382		77	32.238		34.009	129,8	Pit In		1:50.544	
39	32.460		34.369	124,4	Pit In		1:52.754		78								



Curbstone Test - PORTIMÃO

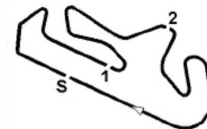
Autódromo Internacional do Algarve

Curbstone Test - PORTIMÃO
Laps and Sector Times - 08-02-2019

6 - 8 February 2019
Autodromo Internacional Algarve - 4652 mtr.

69 PHOENIX GT4								R8 GT4									
lap	Sect-1	Speed	Sect-2	Speed	Sect-3	Speed	lap time	Top Speed	lap	Sect-1	Speed	Sect-2	Speed	Sect-3	Speed	lap time	Top Speed
1	Pit Out		39.929	115,1	42.891		2:06.009		39	35.291		37.105	116,9	42.835		1:55.231	
2	35.002		36.852	117,5	<u>41.826</u>		1:53.680		40	35.348		36.915	112,6	42.690		1:54.953	
3	34.801		36.420	<u>125,7</u>	42.371		1:53.592		41	35.276		37.167	113,9	42.982		1:55.425	
4	34.993		36.629	119,5	42.341		1:53.963		42	35.465		37.046	115,8	43.071		1:55.582	
5	34.921		37.371	120,8	42.463		1:54.755		43	35.184		38.015	116,1	43.025		1:56.224	
6	34.963		36.893	121,6	42.691		1:54.547		44	35.027		37.054	115,1	42.747		1:54.828	
7	35.104		36.920	112,9	Pit In		2:00.195		45	34.994		36.620	121,1	42.759		1:54.373	
8	Pit Out		38.114	114,3	43.105		4:34.673		46	35.023		37.467	116,5	42.705		1:55.195	
9	35.482		37.049	117,5	43.477		1:56.008		47	35.404		36.940	115,0	42.683		1:55.027	
10	35.408		39.197	116,4	43.318		1:57.923		48	35.167		36.958	111,2	Pit In		2:00.573	
11	35.490		37.342	109,6	43.481		1:56.313		49	Pit Out		40.545	97,8	43.926		35:54.644	
12	35.628		37.386	113,9	43.482		1:56.496		50	35.294		36.918	111,2	42.840		1:55.052	
13	35.736		37.356	111,5	43.455		1:56.547		51	35.203		36.858	112,5	42.721		1:54.782	
14	36.099		37.764	114,4	Pit In		2:04.403		52	34.963		36.775	114,9	42.692		1:54.430	
15	Pit Out		43.843	114,9	44.598		13:22.609		53	34.978		36.798	116,4	42.718		1:54.494	
16	35.174		36.954	116,3	41.990		1:54.118		54	35.024		36.588	116,6	42.641		1:54.253	
17	34.561		36.512	120,7	42.360		1:53.433		55	34.924		37.558	118,9	42.502		1:54.984	
18	34.782		36.656	119,7	42.249		1:53.687		56	34.884		36.422	124,9	44.244		1:55.550	
19	35.515		38.651	94,1	Pit In		2:04.491		57	34.877		36.809	115,1	42.933		1:54.619	
20	Pit Out		38.614	115,0	42.616		12:17.179		58	35.002		36.649	119,9	42.268		1:53.919	
21	34.696		36.489	122,6	42.074		1:53.259		59	41.219		36.776	121,2	42.619		2:00.614	
22	34.576		<u>36.258</u>	122,2	42.064		<u>1:52.898</u>		60	34.921		36.816	119,1	42.557		1:54.294	
23	34.862		36.447	123,4	42.110		1:53.419		61	35.407		36.867	119,6	42.649		1:54.923	
24	<u>34.558</u>		36.564	120,3	42.045		1:53.167		62	35.081		36.764	116,8	Pit In		1:59.941	
25	34.639		36.539	119,5	42.219		1:53.397		63	Pit Out		37.207	121,5	43.209		3:19.393	
26	34.891		36.693	123,7	41.977		1:53.561		64	35.051		36.985	115,8	42.903		1:54.939	
27	34.857		36.449	121,9	42.302		1:53.608		65	34.954		36.818	117,6	42.827		1:54.599	
28	34.998		36.743	121,3	42.186		1:53.927		66	35.078		36.612	120,4	42.627		1:54.317	
29	35.059		36.803	121,2	42.278		1:54.140		67	35.133		37.706	111,1	42.839		1:55.678	
30	34.914		36.803	118,3	42.244		1:53.961		68	35.004		45.715	109,1	42.635		2:03.354	
31	34.849		37.093	120,7	42.227		1:54.169		69	34.855		36.839	115,1	42.656		1:54.350	
32	34.877		36.586	122,6	42.343		1:53.806		70	34.864		36.760	116,1	42.686		1:54.310	
33	34.843		37.269	120,0	42.546		1:54.658		71	34.901		36.968	113,8	42.455		1:54.324	
34	34.957		36.989	121,5	Pit In		1:59.177		72	35.017		37.022	113,9	42.678		1:54.717	
35	Pit Out		37.673	114,6	43.288		3:21.267		73	35.082		36.958	114,5	44.654		1:56.694	
36	35.479		37.134	115,3	42.880		1:55.493		74	35.007		36.679	121,2	42.989		1:54.675	
37	35.278		36.968	117,0	42.715		1:54.961		75	34.916		36.804	123,0	42.846		1:54.566	
38	35.188		36.988	121,1	43.187		1:55.363		76	34.998		36.829	119,9	Pit In		2:01.553	

75 VR RACING								Ford Mustang V8									
lap	Sect-1	Speed	Sect-2	Speed	Sect-3	Speed	lap time	Top Speed	lap	Sect-1	Speed	Sect-2	Speed	Sect-3	Speed	lap time	Top Speed
1	Pit Out		59.148	71,0	Pit In		3:02.080		50	Pit Out		35.552	112,6	40.842		4:17.640	
2	Pit Out		1:00.898	71,6	1:08.583		45:45.880		51	33.470		35.965	109,3	Pit In		1:57.908	
3	55.377		58.377	69,7	1:04.340		2:58.094		52	Pit Out		39.254	119,6	41.655		7:08.901	
4	51.956		55.396	69,5	1:03.677		2:51.029		53	33.222		35.141	119,1	Pit In		1:55.318	
5	50.453		52.805	74,6	1:01.124		2:44.382		54	Pit Out		40.625	106,3	44.271		4:56.739	
6	49.446		52.198	78,0	57.355		2:38.999		55	37.212		36.430	108,8	41.904		1:55.546	
7	46.554		49.995	79,4	57.045		2:33.594		56	34.755		35.882	120,7	Pit In		1:57.257	
8	47.549		46.755	90,8	Pit In		2:51.863		57	Pit Out		35.124	118,6	40.490		2:59.461	
9	Pit Out		42.807	84,4	46.485		6:13.376		58	32.708		34.957	117,6	<u>40.166</u>		<u>1:47.831</u>	
10	37.982		39.507	91,5	45.135		2:02.624		59	<u>34.610</u>		<u>34.851</u>	<u>131,4</u>	40.832		1:48.293	
11	36.842		38.527	98,1	43.742		1:59.111		60	35.566		35.281	120,3	Pit In		1:57.067	
12	35.841		37.960	101,9	42.695		1:56.496		61	Pit Out		35.688	115,4	41.976		8:22.315	
13	35.295		37.155	100,2	42.525		1:54.975		62	33.016		34.912	122,3	40.699		1:48.627	
14	34.925		36.185	105,4	41.808		1:52.918		63	32.791		35.299	115,5	40.209		1:48.299	
15	34.682		35.782	113,9	Pit In		2:00.281		64	32.925		35.181	116,1	40.785		1:48.891	
16	Pit Out		36.789	99,5	41.152		7:40.906		65	33.075		35.373	113,2	Pit In		1:55.889	
17	33.806		35.482	117,9	40.881		1:50.169		66	Pit Out		35.923	120,1	41.058		20:23.167	
18	33.415		35.353	119,5	40.834		1:49.602		67	33.424		35.015	125,1	40.869		1:49.308	
19	33.396		35.475	114,4	40.965		1:49.836		68	33.264		35.015	118,7	Pit In		1:54.805	
20	33.496		36.361	112,0	Pit In		1:56.385		69	Pit Out		36.277	103,3	42.478		10:36.932	
21	Pit Out		35.623	106,0	40.661		4:42.655		70	34.447		36.126	107,5	41.814		1:52.387	
22	33.233		35.156	114,6	40.360		1:48.749		71	34.622		35.945	109,4	41.733		1:52.300	
23	33.573		35.242	114,0	Pit In		1:55.748		72	34.113		35.930	105,1	41.541		1:51.584	



Curbstone Test - PORTIMÃO

Autódromo Internacional do Algarve

Curbstone Test - PORTIMÃO

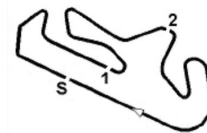
6 - 8 February 2019

Laps and Sector Times - 08-02-2019

Autodromo Internacional Algarve - 4652 mtr.

24	Pit Out	35.002	122,7	40.492	7:29.059	73	34.670	36.140	106,6	41.564	1:52.374
25	32.991	34.942	116,3	40.610	1:48.543	74	34.425	35.741	112,0	41.608	1:51.774
26	33.205	34.985	117,1	40.731	1:48.921	75	34.407	36.332	106,6	Pit In	2:00.503
27	33.603	35.418	112,6	Pit In	1:56.605	76	Pit Out	36.133	101,9	41.821	7:49.916
28	Pit Out	35.724	111,6	41.329	7:45.964	77	34.254	36.183	103,9	41.345	1:51.782
29	34.354	35.374	107,7	41.375	1:51.103	78	34.282	35.962	111,7	42.061	1:52.305
30	34.045	35.479	108,9	41.326	1:50.850	79	34.524	36.055	111,2	41.762	1:52.341
31	34.162	35.371	116,8	41.505	1:51.038	80	34.182	36.460	103,1	Pit In	2:00.169
32	33.987	35.414	107,9	41.356	1:50.757	81	Pit Out	36.241	110,7	41.661	14:43.832
33	33.912	36.007	97,7	Pit In	1:58.597	82	34.386	36.240	105,5	41.607	1:52.233
34	Pit Out	35.802	108,0	41.523	9:23.626	83	34.127	35.745	112,0	41.676	1:51.548
35	34.139	35.544	104,9	41.375	1:51.058	84	34.162	35.960	112,5	42.126	1:52.248
36	33.733	35.386	116,6	41.832	1:50.951	85	34.255	35.766	111,7	41.480	1:51.501
37	34.048	36.024	104,5	41.566	1:51.638	86	34.163	35.883	111,6	41.681	1:51.727
38	34.472	35.861	99,2	41.485	1:51.818	87	33.933	35.908	112,7	Pit In	1:59.106
39	34.128	35.647	101,4	Pit In	1:56.865	88	Pit Out	35.897	114,3	41.738	4:53.126
40	Pit Out	46.226	90,4	51.295	5:39.584	89	34.322	35.701	111,5	41.652	1:51.675
41	40.093	43.895	97,3	49.377	2:13.365	90	34.219	35.924	111,5	41.829	1:51.972
42	39.756	42.919	95,3	49.066	2:11.741	91	34.167	35.947	110,7	41.927	1:52.041
43	39.980	52.901	82,3	Pit In	2:45.715	92	34.228	35.578	120,1	Pit In	1:58.636
44	Pit Out	37.990	110,2	43.281	53:41.074	93	Pit Out	37.090	109,6	43.302	8:27.990
45	34.114	36.015	107,4	41.784	1:51.913	94	34.204	35.683	111,0	42.273	1:52.160
46	33.886	35.763	111,8	42.498	1:52.147	95	34.077	35.347	128,9	Pit In	1:59.488
47	34.177	36.404	103,0	41.527	1:52.108	96	Pit Out	35.820	103,4	41.572	3:43.422
48	34.115	35.779	114,2	41.571	1:51.465	97	34.292	36.413	117,1	42.302	1:53.007
49	35.124	36.166	101,7	Pit In	2:00.636	98					

695 GRT							Lamb. Huracan GT3										
lap	Sect-1	Speed	Sect-2	Speed	Sect-3	Speed	lap time	Top Speed	lap	Sect-1	Speed	Sect-2	Speed	Sect-3	Speed	lap time	Top Speed
1	Pit Out		46.134	93,8	49.066		2:19.679		44	32.089		33.751	124,4	38.178		1:44.018	
2	38.958		40.243	105,1	44.662		2:03.863		45	32.195		33.842	125,9	Pit In		1:53.426	
3	35.033		37.861	111,2	43.529		1:56.423		46	Pit Out		33.736	135,5	39.206		9:25.554	
4	34.268		36.860	111,6	41.725		1:52.853		47	32.134		33.568	131,4	38.867		1:44.569	
5	33.967		36.064	111,3	40.690		1:50.721		48	32.180		33.893	124,3	38.386		1:44.459	
6	33.179		34.958	111,8	39.888		1:48.025		49	32.173		33.934	126,2	Pit In		4:53.072	
7	33.424		34.861	112,5	39.588		1:47.873		50	Pit Out		35.506	121,2	37.878		08:20.472	
8	32.723		34.674	119,1	39.688		1:47.085		51	31.726		33.432	126,9	37.881		1:43.039	
9	34.850		36.450	113,6	Pit In		2:01.923		52	31.699		33.395	129,5	37.982		1:43.076	
10	Pit Out		34.735	119,1	39.041		31:04.429		53	31.754		33.341	135,0	38.085		1:43.180	
11	32.428		34.327	119,9	38.782		1:45.537		54	32.794		33.762	125,3	Pit In		1:54.724	
12	33.736		33.799	119,3	38.708		1:46.243		55	Pit Out		35.684	124,0	Pit In		5:08.272	
13	32.449		34.025	123,3	38.732		1:45.206		56	Pit Out		33.810	122,3	38.320		2:28.854	
14	32.263		33.791	130,9	38.963		1:45.017		57	31.638		33.432	124,1	38.016		1:43.086	
15	32.504		33.635	132,5	38.749		1:44.888		58	31.585		33.942	121,2	37.951		1:43.478	
16	32.158		33.744	125,9	38.751		1:44.653		59	31.603		33.371	125,1	37.807		1:42.781	
17	32.810		33.707	129,0	Pit In		1:56.389		60	31.548		33.284	125,6	37.977		1:42.809	
18	Pit Out		34.163	120,4	39.095		4:38.641		61	31.628		33.540	125,0	Pit In		1:50.648	
19	33.030		33.977	117,6	38.655		1:45.662		62	Pit Out		41.086	127,4	38.915		22:48.750	
20	32.061		33.873	119,7	38.557		1:44.491		63	31.843		33.013	138,3	44.440		1:49.296	
21	31.991		33.846	118,0	38.503		1:44.340		64	31.897		33.459	124,9	38.936		1:44.292	
22	31.926		33.684	122,9	38.411		1:44.021		65	32.126		33.053	139,0	38.681		1:43.860	
23	32.039		34.195	113,7	Pit In		1:52.633		66	31.885		33.304	144,8	38.634		1:43.823	
24	Pit Out		34.460	116,4	38.457		8:19.785		67	32.486		35.319	123,6	Pit In		1:55.343	
25	33.187		33.916	124,0	38.348		1:45.451		68	Pit Out		33.790	125,6	38.441		5:01.309	
26	31.950		33.671	119,9	38.472		1:44.093		69	31.918		35.003	113,4	38.641		1:45.562	
27	32.118		34.344	115,9	38.999		1:45.461		70	31.861		33.628	122,4	38.194		1:43.683	
28	32.145		1:01.015	73,3	Pit In		2:46.267		71	31.950		33.632	122,4	38.188		1:43.770	
29	Pit Out		33.544	121,5	37.874		7:41.550		72	32.712		34.195	120,8	38.287		1:45.194	
30	31.587		33.240	123,9	37.648		1:42.475		73	31.754		33.564	124,9	38.298		1:43.616	
31	31.462		33.331	127,2	38.107		1:42.900		74	31.795		34.318	116,0	Pit In		1:53.057	
32	31.635		33.495	120,8	Pit In		1:50.131		75	Pit Out		35.202	131,2	39.897		29:57.185	
33	Pit Out		33.800	117,0	38.161		8:08.807		76	32.733		33.990	131,1	39.524		1:46.247	
34	31.683		33.501	122,7	37.955		1:43.139		77	32.617		33.984	127,1	39.390		1:45.991	
35	31.811		33.481	123,9	38.145		1:43.437		78	32.440		33.887	129,8	39.364		1:45.691	
36	31.837		35.184	111,3	Pit In		1:52.388		79	32.225		33.603	129,0	39.012		1:44.840	
37	Pit Out		33.588	130,8	38.267		8:11.551		80	32.192		33.756	131,7	39.206		1:45.154	
38	32.305		33.743	125,9	38.455		1:44.503		81	32.101		33.597	128,6	39.134		1:44.832	



Curbstone Test - PORTIMÃO

Autódromo Internacional do Algarve

Curbstone Test - PORTIMÃO

6 - 8 February 2019

Laps and Sector Times - 08-02-2019

Autodromo Internacional Algarve - 4652 mtr.

39	32.069	33.690	130,6	38.583	1: 44.342	82	2: 16.618	33.519	130,1	39.001	3: 29.138
40	32.144	33.787	134,8	38.278	1: 44.209	83	32.161	33.489	129,7	39.060	1: 44.710
41	32.178	33.720	132,7	38.445	1: 44.343	84	31.927	33.596	129,3	39.137	1: 44.660
42	32.060	33.704	129,7	38.501	1: 44.265	85	32.069	33.499	133,0	39.032	1: 44.600
43	32.059	33.797	126,9	38.282	1: 44.138	86	32.111	34.041	130,9	Pit In	1: 52.788