

6 + 6 HORAS DO ALGARVE

6+6 Horas do Algarve

21 - 23 June 2019

Laps and Sector Times - Warm Up

Autodromo Internacional Algarve - 4652 mtr.

1 Mota-Caiado-Neto								Citroen C1									
lap	Sect-1	Speed	Sect-2	Speed	Sect-3	Speed	lap time	Top Speed	lap	Sect-1	Speed	Sect-2	Speed	Sect-3	Speed	lap time	Top Speed
1	Pit Out	103.1	54.289	86.2	58.284		2:44.357		3	52.106	126.6	53.018	93.3	58.209		2:43.333	143.4
2	52.303	122.2	53.232	88.5	57.974		2:43.509	139.9	4	56.498	107.7	56.635	92.8	Pit In		2:57.078	143.8

2 Mayer Gaspar-Pires-Pereira-Lopes								Citroen C1									
lap	Sect-1	Speed	Sect-2	Speed	Sect-3	Speed	lap time	Top Speed	lap	Sect-1	Speed	Sect-2	Speed	Sect-3	Speed	lap time	Top Speed
1	Pit Out	85.9	56.993	81.4	58.643		2:49.427		6	51.115	126.8	52.517	89.2	58.063		2:41.695	147.7
2	52.301	131.2	52.773	90.5	58.003		2:43.077	144.4	7	51.285	126.9	52.776	91.1	58.323		2:42.384	147.5
3	51.313	128.7	56.696	80.0	58.507		2:46.516	146.9	8	51.605	126.8	52.695	87.7	58.269		2:42.569	146.9
4	51.597	120.8	57.199	78.0	Pit In		2:55.331	148.6	9	51.541	128.9	52.506	93.5	58.473		2:42.520	146.3
5	Pit Out	96.1	54.498	85.2	58.286		3:57.292		10								

7 Camilo-Filipe Monteiro-Balça-Correia								Citroen C1									
lap	Sect-1	Speed	Sect-2	Speed	Sect-3	Speed	lap time	Top Speed	lap	Sect-1	Speed	Sect-2	Speed	Sect-3	Speed	lap time	Top Speed
1	Pit Out	110.1	58.273	82.9	1:02.586		2:57.403		5	54.555	111.3	54.204	96.7	59.259		2:48.018	142.3
2	55.209	108.9	56.293	81.4	59.993		2:51.495	136.2	6	52.881	127.5	55.427	96.7	59.193		2:47.501	143.2
3	53.751	124.7	56.043	95.0	59.947		2:49.741	144.0	7	53.215	127.1	53.960	92.4	Pit In		2:54.430	144.4
4	54.225	120.3	55.172	89.0	59.072		2:48.469	141.2	8	Pit Out	123.9	54.363	92.7	59.512		4:40.164	

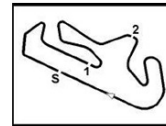
9 Monteiro-Silva-Coi-Aguiar								Citroen C1									
lap	Sect-1	Speed	Sect-2	Speed	Sect-3	Speed	lap time	Top Speed	lap	Sect-1	Speed	Sect-2	Speed	Sect-3	Speed	lap time	Top Speed
1	Pit Out		57.303	86.8	58.638		2:48.339		4	50.929		52.450	102.9	58.447		2:41.826	146.3
2	51.712		52.761	88.8	57.726		2:42.199	145.7	5	51.056		52.604	88.1	Pit In		2:53.262	146.3
3	51.030		53.645	92.8	58.198		2:42.873	149.6	6								

11 Dangautier-Loures-Valério-Silva-Braga da Cruz-Dias								Citroen C1									
lap	Sect-1	Speed	Sect-2	Speed	Sect-3	Speed	lap time	Top Speed	lap	Sect-1	Speed	Sect-2	Speed	Sect-3	Speed	lap time	Top Speed
1	Pit Out	76.8	1:14.768	65.1	1:06.386		3:29.442		5	52.499	126.0	54.750	88.9	58.192		2:45.441	144.0
2	1:00.148	96.0	1:15.707	75.6	58.742		3:14.597	124.9	6	51.594	118.0	54.072	86.8	58.722		2:44.388	146.5
3	51.802	125.3	53.534	84.2	58.745		2:44.081	146.1	7	52.574	120.7	55.496	82.6	Pit In		2:51.805	143.2
4	51.482	127.4	53.068	87.2	58.303		2:42.853	147.3	8	Pit Out	124.3	52.842	89.1	58.198		5:19.241	

17 Martinho-Rodrigues-Carneiro								Citroen C1									
lap	Sect-1	Speed	Sect-2	Speed	Sect-3	Speed	lap time	Top Speed	lap	Sect-1	Speed	Sect-2	Speed	Sect-3	Speed	lap time	Top Speed
1	Pit Out	86.4	1:08.656	63.2	1:11.204		3:21.857		6	52.611	134.7	53.785	84.5	59.655		2:46.051	140.8
2	1:02.464	97.2	1:02.881	76.9	1:03.460		3:08.805	109.4	7	52.473	133.0	54.167	92.5	1:00.734		2:47.374	141.7
3	59.477	108.1	56.527	75.8	1:01.205		2:57.209	102.3	8	55.044	129.8	54.961	83.7	58.544		2:48.549	124.6
4	55.187	122.2	57.696	81.6	1:01.320		2:54.203	131.2	9	50.764	136.2	52.233	89.3	57.977		2:40.974	146.7
5	55.780	129.0	53.323	84.7	1:08.494		2:57.597	119.7	10								

18 Barbosa-Marques-Silva-Reis-Silva-Valente								Citroen C1									
lap	Sect-1	Speed	Sect-2	Speed	Sect-3	Speed	lap time	Top Speed	lap	Sect-1	Speed	Sect-2	Speed	Sect-3	Speed	lap time	Top Speed
1	Pit Out	86.6	1:11.374	68.4	1:05.224		3:25.430		5	52.442	128.9	54.443	76.3	59.038		2:45.923	142.1
2	54.109	128.7	54.575	68.9	59.556		2:48.240	138.6	6	52.275	126.2	53.949	77.0	59.073		2:45.297	143.8
3	52.719	130.3	1:05.305	72.8	1:00.269		2:58.293	142.7	7	55.093	114.6	57.313	81.0	Pit In		3:06.719	142.9
4	52.595	123.0	54.097	76.0	59.618		2:46.310	142.5	8								

20 Cardoso-Semêdo-Beirão da Veiga-Martins								Citroen C1									
lap	Sect-1	Speed	Sect-2	Speed	Sect-3	Speed	lap time	Top Speed	lap	Sect-1	Speed	Sect-2	Speed	Sect-3	Speed	lap time	Top Speed
1	Pit Out	75.5	1:10.030	77.1	1:11.860		3:28.296		4	52.993	124.6	53.352	85.2	59.108		2:45.453	143.4
2	1:01.354	94.5	59.221	67.8	Pit In		3:10.782	116.0	5	52.102	124.9	53.055	96.3	58.861		2:44.018	144.2
3	Pit Out	77.8	1:00.026	81.0	1:00.983		15:36.523		6								



6 + 6 HORAS DO ALGARVE

6+6 Horas do Algarve

21 - 23 June 2019

Laps and Sector Times - Warm Up

Autodromo Internacional Algarve - 4652 mtr.

21 Pinto-Caldeira-Taveira-Eiriz								Citroen C1									
lap	Sect-1	Speed	Sect-2	Speed	Sect-3	Speed	lap time	Top Speed	lap	Sect-1	Speed	Sect-2	Speed	Sect-3	Speed	lap time	Top Speed
1	Pit Out	99.7	59.660	73.2	1:01.584		3:08.521		5	Pit Out	130.3	53.896	89.5	59.014		4:41.003	
2	53.191	118.3	54.929	83.5	1:01.327		2:49.447	145.2	6	52.606	131.2	53.529	87.8	58.811		2:44.946	143.6
3	55.605	119.5	55.204	82.6	1:00.282		2:51.091	133.8	7	51.862	132.2	53.714	87.5	58.544		2:44.120	143.2
4	52.844	120.9	54.998	87.2	Pit In		2:55.541	141.5	8								

22 Moura-Couto-Lousada-Teixeira								Citroen C1									
lap	Sect-1	Speed	Sect-2	Speed	Sect-3	Speed	lap time	Top Speed	lap	Sect-1	Speed	Sect-2	Speed	Sect-3	Speed	lap time	Top Speed
1	Pit Out	94.0	57.334	82.2	59.091		2:50.812		3	51.990	123.4	53.721	84.6	Pit In		2:52.580	143.0
2	52.911	126.0	53.908	92.3	59.169		2:45.988	143.4	4								

26 Vilela-Negrais-Silva-Vinagre-Rebello Martins								Citroen C1									
lap	Sect-1	Speed	Sect-2	Speed	Sect-3	Speed	lap time	Top Speed	lap	Sect-1	Speed	Sect-2	Speed	Sect-3	Speed	lap time	Top Speed
1	Pit Out	128.6	52.967	95.5	57.765		2:40.979		4	50.960	134.0	51.932	98.0	57.735		2:40.627	145.2
2	51.216	133.5	52.328	91.8	57.538		2:41.082	144.0	5	1:06.010	93.6	1:01.441	81.4	Pit In		3:14.323	110.8
3	50.800	130.3	52.279	93.4	57.650		2:40.729	146.5	6								

32 Soares-Antas-Ferreira-Gago-de Sousa-Setas								Citroen C1									
lap	Sect-1	Speed	Sect-2	Speed	Sect-3	Speed	lap time	Top Speed	lap	Sect-1	Speed	Sect-2	Speed	Sect-3	Speed	lap time	Top Speed
1	Pit Out	99.4	57.291	84.6	1:00.111		2:57.893		6	51.529	124.6	53.195	89.8	Pit In		2:50.417	147.7
2	55.408	114.0	54.336	89.5	59.166		2:48.910	144.2	7	Pit Out	104.9	58.602	73.5	1:02.515		4:52.984	
3	51.740	127.4	53.199	85.9	58.836		2:43.775	145.9	8	53.766	118.2	55.344	79.4	59.279		2:48.389	144.6
4	52.012	123.7	53.644	95.8	58.700		2:44.356	145.6	9	52.998	125.9	55.501	81.6	59.629		2:48.128	143.6
5	51.993	124.0	54.760	81.8	58.117		2:44.870	146.7	10								

33 Ferreira-Simões-Pinho-Fernandes-Oliveira-Mesquita								Citroen C1									
lap	Sect-1	Speed	Sect-2	Speed	Sect-3	Speed	lap time	Top Speed	lap	Sect-1	Speed	Sect-2	Speed	Sect-3	Speed	lap time	Top Speed
1	Pit Out	118.4	54.019	85.1	58.568		2:42.397		6	50.860	122.0	52.928	86.5	58.004		2:41.792	150.2
2	51.287	130.4	53.004	87.4	57.626		2:41.917	146.9	7	51.057	130.4	52.539	90.2	Pit In		2:47.051	144.6
3	52.616	127.7	53.010	84.2	57.873		2:43.499	149.6	8	Pit Out	132.4	53.500	83.6	58.433		5:45.257	
4	51.524	130.1	53.176	83.7	57.915		2:42.615	146.1	9	51.689	130.9	53.403	79.9	58.050		2:43.142	145.2
5	51.208	131.7	52.778	89.0	57.751		2:41.737	146.3	10	51.362	131.2	52.906	83.4	57.946		2:42.214	145.4

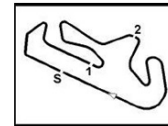
41 Castanheira-Camelo-Pardal								Citroen C1									
lap	Sect-1	Speed	Sect-2	Speed	Sect-3	Speed	lap time	Top Speed	lap	Sect-1	Speed	Sect-2	Speed	Sect-3	Speed	lap time	Top Speed
1	Pit Out	122.2	55.211	84.6	59.796		2:45.799		3	52.400	131.1	54.180	89.6	1:00.711		2:47.291	143.6
2	52.933	130.1	53.885	93.6	59.138		2:45.956	140.4	4	1:21.506	82.4	1:04.298	87.3	Pit In		3:36.912	65.0

44 Oliveira-Ribeiro-Carvalho								Citroen C1									
lap	Sect-1	Speed	Sect-2	Speed	Sect-3	Speed	lap time	Top Speed	lap	Sect-1	Speed	Sect-2	Speed	Sect-3	Speed	lap time	Top Speed
1	Pit Out		1:10.178	80.2	1:12.832		3:29.276		3	51.748	126.2	53.001	101.3	58.373		2:43.122	145.4
2	1:00.884	90.6	54.082	89.8	58.513		2:53.479	116.3	4	51.473	129.2	52.622	98.6	Pit In		2:49.549	146.1

77 Batina-Vaz-Sales								Citroen C1									
lap	Sect-1	Speed	Sect-2	Speed	Sect-3	Speed	lap time	Top Speed	lap	Sect-1	Speed	Sect-2	Speed	Sect-3	Speed	lap time	Top Speed
1	Pit Out	115.9	57.795	75.5	1:01.811		2:56.643		3	52.894	129.3	54.388	85.7	Pit In		2:56.883	142.7
2	54.333	127.4	55.365	78.9	1:00.725		2:50.423	145.0	4								

99 Azevedo-Costa-Fernandes-Cunha-Paulo Vintém								Citroen C1									
lap	Sect-1	Speed	Sect-2	Speed	Sect-3	Speed	lap time	Top Speed	lap	Sect-1	Speed	Sect-2	Speed	Sect-3	Speed	lap time	Top Speed
1	Pit Out		55.183	89.5	59.752		2:43.974		2								

188 Teixeira-Oliveira-Xavier-Delgado								Citroen C1									
lap	Sect-1	Speed	Sect-2	Speed	Sect-3	Speed	lap time	Top Speed	lap	Sect-1	Speed	Sect-2	Speed	Sect-3	Speed	lap time	Top Speed
1	Pit Out	74.8	1:02.244	76.2	1:02.844		3:06.476		5	50.800	130.6	52.347	86.8	57.131		2:40.278	146.7
2	1:05.316	79.0	1:00.455	79.2	59.850		3:05.621	100.9	6	50.599	129.3	52.539	83.7	57.296		2:40.434	146.5



6 + 6 HORAS DO ALGARVE

6+6 Horas do Algarve

21 - 23 June 2019

Laps and Sector Times - Warm Up

Autodromo Internacional Algarve - 4652 mtr.

3	50.914	128.7	52.702	85.0	57.425	2:41.041	145.9	7	52.741	114.2	53.378	86.7	Pit In	2:53.313	144.2
4	50.676	130.4	53.309	82.2	58.346	2:42.331	146.3	8							

248 Martins-Figueiredo-Alves								Citroen C1									
lap	Sect-1	Speed	Sect-2	Speed	Sect-3	Speed	lap time	Top Speed	lap	Sect-1	Speed	Sect-2	Speed	Sect-3	Speed	lap time	Top Speed
1	Pit Out	78.1	1:09.195	72.6	1:12.585		3:28.382		5	52.880	128.9	54.027	87.9	<u>58.709</u>		2:45.616	143.0
2	58.398	103.4	56.612	81.7	1:00.541		2:55.551	115.1	6	52.623	130.8	53.779	90.9	58.928		2:45.330	<u>144.4</u>
3	54.979	124.6	54.737	89.4	59.528		2:49.244	131.4	7	<u>52.056</u>	129.5	53.973	92.8	59.273		2:45.302	<u>144.4</u>
4	53.134	124.7	54.506	85.6	59.340		2:46.980	142.5	8	52.379	131.2	<u>53.481</u>	<u>92.9</u>	58.942		<u>2:44.802</u>	142.9

266 Cidrais-de Sousa-Pinto-Brites-Macedo-Carvalho								Citroen C1									
lap	Sect-1	Speed	Sect-2	Speed	Sect-3	Speed	lap time	Top Speed	lap	Sect-1	Speed	Sect-2	Speed	Sect-3	Speed	lap time	Top Speed
1	Pit Out	119.6	54.099	82.4	58.127		2:43.947		5	50.934	127.7	52.892	82.8	57.757		2:41.583	149.4
2	51.260	132.0	52.610	85.6	58.753		2:42.623	143.8	6	<u>50.858</u>	120.3	53.298	82.8	<u>57.590</u>		2:41.746	<u>151.7</u>
3	53.388	124.4	53.121	79.2	58.495		2:45.004	140.4	7	51.089	129.2	<u>52.589</u>	85.9	57.657		<u>2:41.335</u>	149.4
4	51.557	129.3	52.785	82.4	57.780		2:42.122	143.6	8	50.880		53.464	<u>89.1</u>	Pit In		<u>2:48.500</u>	148.4

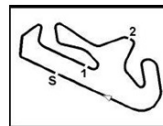
311 Moura-Monteiro-Baptista-Baptista								Citroen C1									
lap	Sect-1	Speed	Sect-2	Speed	Sect-3	Speed	lap time	Top Speed	lap	Sect-1	Speed	Sect-2	Speed	Sect-3	Speed	lap time	Top Speed
1	Pit Out	116.6	55.604	82.5	59.779		2:51.506		6	Pit Out	124.1	54.023	66.6	57.866		4:09.568	
2	52.355	120.1	54.074	87.9	58.971		2:45.400	142.3	7	52.166	117.1	54.151	66.7	57.733		2:44.050	144.2
3	52.412	125.1	53.572	86.1	58.505		2:44.489	143.0	8	52.107	118.6	54.214	64.9	<u>57.654</u>		2:43.975	<u>145.4</u>
4	<u>51.515</u>	129.0	<u>53.128</u>	<u>90.4</u>	58.297		<u>2:42.940</u>	145.0	9	52.534	124.1	53.842	64.6	57.694		2:44.070	145.2
5	51.853	129.5	53.645	86.5	Pit In		<u>2:50.392</u>	143.2	10								

321 Gameiro-Passanha-Molarinho-Horta-Passanha								Citroen C1									
lap	Sect-1	Speed	Sect-2	Speed	Sect-3	Speed	lap time	Top Speed	lap	Sect-1	Speed	Sect-2	Speed	Sect-3	Speed	lap time	Top Speed
1	Pit Out	111.3	55.157	94.7	59.439		2:51.281		6	Pit Out	124.4	53.899	94.2	1:00.180		5:26.902	
2	53.277	126.0	54.009	90.1	<u>59.187</u>		2:46.473	142.7	7	55.007	125.3	53.799	89.9	1:00.177		2:48.983	142.1
3	52.876	126.3	53.562	90.3	59.461		2:45.899	141.9	8	52.358	127.5	53.643	96.9	59.841		2:45.842	142.9
4	52.752	125.6	<u>53.179</u>	95.9	59.192		<u>2:45.123</u>	143.4	9	<u>52.119</u>	126.3	53.666	<u>101.8</u>	59.527		2:45.312	143.0
5	52.584	126.8	53.714	94.7	Pit In		<u>2:54.635</u>	142.1	10								

330 Antunes-Lutas-Silva-Gaivão								Citroen C1									
lap	Sect-1	Speed	Sect-2	Speed	Sect-3	Speed	lap time	Top Speed	lap	Sect-1	Speed	Sect-2	Speed	Sect-3	Speed	lap time	Top Speed
1	52.852	128.6	54.037	81.4	59.643		2:46.532	139.9	6	52.184	131.1	53.836	83.1	Pit In		2:50.281	141.7
2	51.957	129.3	54.180	82.3	58.810		2:44.947	141.7	7	Pit Out	125.6	54.914	82.2	59.544		6:49.104	
3	51.926	129.8	<u>53.340</u>	88.4	58.610		2:43.876	142.3	8	52.193	129.5	53.890	<u>89.6</u>	59.126		2:45.209	144.0
4	52.453	132.4	55.112	88.2	58.992		2:46.557	148.1	9	51.938	128.6	54.219	86.8	59.032		2:45.189	146.1
5	<u>51.250</u>	129.8	53.546	80.8	<u>58.399</u>		<u>2:43.195</u>	<u>149.4</u>	10								

555 Soares-Cerqueira-Areal-Caetano								Citroen C1									
lap	Sect-1	Speed	Sect-2	Speed	Sect-3	Speed	lap time	Top Speed	lap	Sect-1	Speed	Sect-2	Speed	Sect-3	Speed	lap time	Top Speed
1	Pit Out	117.0	55.301	<u>94.4</u>	1:01.045		2:54.781		5	52.122	131.2	53.265	93.0	59.171		2:44.558	144.8
2	53.078	128.3	53.982	92.8	59.626		2:46.686	140.4	6	52.252	128.1	53.853	88.5	Pit In		2:52.137	142.1
3	52.718	129.3	56.176	82.4	59.558		2:48.452	143.0	7	Pit Out	115.6	54.744	91.0	<u>58.717</u>		4:36.151	
4	52.076	131.2	53.567	87.0	58.847		<u>2:44.490</u>	146.3	8	<u>51.897</u>	125.4	<u>53.202</u>	93.3	Pit In		2:49.790	<u>146.5</u>

777 Pires-Pires-Monteiro da Costa-Cardoso-Rodrigues								Citroen C1									
lap	Sect-1	Speed	Sect-2	Speed	Sect-3	Speed	lap time	Top Speed	lap	Sect-1	Speed	Sect-2	Speed	Sect-3	Speed	lap time	Top Speed
1	Pit Out	112.4	53.203	87.9	<u>57.739</u>		2:43.576		6	51.493	129.7	52.498	84.8	57.794		2:41.785	141.7
2	51.223	128.3	52.629	82.1	57.798		2:41.650	143.0	7	51.245	129.8	52.439	85.3	57.742		2:41.426	143.0
3	51.390	128.9	52.397	86.7	57.787		2:41.574	143.0	8	51.090	129.0	52.818	86.8	57.941		2:41.849	<u>144.8</u>
4	51.191	129.2	52.563	86.9	Pit In		2:48.765	143.8	9	51.227	126.5	<u>52.188</u>	<u>91.4</u>	57.821		2:41.236	143.8
5	Pit Out	128.0	52.575	85.6	57.885		6:24.275		10	<u>50.996</u>	129.0	52.286	88.3	57.917		<u>2:41.199</u>	143.8



6 + 6 HORAS DO ALGARVE

6 + 6 Horas do Algarve

21 - 23 June 2019

Laps and Sector Times - Warm Up

Autodromo Internacional Algarve - 4652 mtr.

808 Marques-Simões-Fernandes-Zeferino-Frazao								Citroen C1									
lap	Sect-1	Speed	Sect-2	Speed	Sect-3	Speed	lap time	Top Speed	lap	Sect-1	Speed	Sect-2	Speed	Sect-3	Speed	lap time	Top Speed
1	55.330	129.3	54.544	90.7	1:00.952		2:50.826	137.1	6	Pit Out	111.3	58.987	79.4	1:01.291		4:58.463	
2	55.817		54.697	88.6	1:01.041		2:51.555	140.4	7	53.358		54.481	89.9	59.997		2:47.836	141.5
3	53.408		54.570	84.0	1:00.269		2:48.247	141.4	8	<u>52.980</u>	130.4	54.563	<u>93.4</u>	<u>59.902</u>		<u>2:47.445</u>	142.1
4	53.054	133.7	<u>53.726</u>	90.3	1:01.150		2:47.930	<u>143.6</u>	9	54.632	102.8	1:11.775	59.7	Pit In		3:24.899	141.4
5	53.094		54.506	80.6	Pit In		<u>2:55.808</u>	140.8	10								

911 Antunes-Costa-Teixeira-Nunes-Carvalho								Citroen C1									
lap	Sect-1	Speed	Sect-2	Speed	Sect-3	Speed	lap time	Top Speed	lap	Sect-1	Speed	Sect-2	Speed	Sect-3	Speed	lap time	Top Speed
1	Pit Out		1:05.074	74.4	1:04.004		3:02.430		4	50.866	133.8	52.496	87.0	57.936		2:41.298	150.8
2	51.590	127.5	52.760	<u>97.9</u>	58.617		2:42.967	145.9	5	<u>50.851</u>	132.4	52.658	83.8	57.954		2:41.463	147.1
3	51.326	133.8	52.500	90.5	57.948		2:41.774	147.1	6	51.482	130.9	<u>52.400</u>	88.3	Pit In		2:48.610	148.6

997 Manahu-Castro-Manahu-Freitas								Citroen C1									
lap	Sect-1	Speed	Sect-2	Speed	Sect-3	Speed	lap time	Top Speed	lap	Sect-1	Speed	Sect-2	Speed	Sect-3	Speed	lap time	Top Speed

999 Nunes-Loureiro-Teixeira-Soares								Citroen C1									
lap	Sect-1	Speed	Sect-2	Speed	Sect-3	Speed	lap time	Top Speed	lap	Sect-1	Speed	Sect-2	Speed	Sect-3	Speed	lap time	Top Speed
1	Pit Out	126.3	54.233	93.3	59.000		<u>2:42.967</u>		3	<u>52.533</u>	133.8	<u>52.757</u>	97.9	<u>58.533</u>		<u>2:43.823</u>	145.2
2	52.634	134.3	53.284	<u>110.0</u>	59.401		2:45.319	142.7	4	52.556	134.3	52.829	101.5	58.591		2:43.976	143.6