

6 + 6 HORAS DO ALGARVE

6+6 Horas do Algarve

21 - 23 June 2019

Laps and Sector Times - Treino Cronometrado 2

Autodromo Internacional Algarve - 4652 mtr.

| 1 Mota-Caiado-Neto | | | | | | | | Citroen C1 | | | | | | | | | |
|--------------------|---------------|-------|----------|-------|--------|-------|---------------------|--------------|-----|---------|-------|---------------|--------------|---------------|-------|-----------------|-----------|
| lap | Sect-1 | Speed | Sect-2 | Speed | Sect-3 | Speed | lap time | Top Speed | lap | Sect-1 | Speed | Sect-2 | Speed | Sect-3 | Speed | lap time | Top Speed |
| 1 | Pit Out | 126.3 | 52.858 | 93.5 | 57.724 | | 2:40.629 | | 18 | Pit Out | 125.0 | 52.613 | 90.6 | 57.466 | | 10:21.386 | |
| 2 | 50.824 | 131.5 | 52.249 | 100.6 | 57.473 | | 2:40.546 | 151.3 | 19 | 50.708 | 131.2 | 52.631 | 95.0 | 57.346 | | 2:40.685 | 151.9 |
| 3 | 50.648 | 133.0 | 52.401 | 100.3 | 57.368 | | 2:40.417 | 151.5 | 20 | 58.354 | 81.6 | 1:04.410 | 73.3 | 58.717 | | 3:01.481 | 150.4 |
| 4 | 50.447 | 130.8 | 52.556 | 97.2 | 57.208 | | 2:40.211 | 153.8 | 21 | 50.567 | 133.8 | <u>52.055</u> | 94.5 | 57.011 | | 2:39.633 | 154.7 |
| 5 | 50.699 | 132.7 | 52.440 | 97.6 | 57.576 | | 2:40.715 | 151.7 | 22 | 52.288 | 130.6 | 52.549 | 96.9 | <u>56.927</u> | | 2:41.764 | 154.3 |
| 6 | 51.017 | 133.2 | 52.323 | 99.4 | 57.270 | | 2:40.610 | 149.4 | 23 | 50.304 | 132.5 | 52.095 | 99.8 | 56.996 | | <u>2:39.395</u> | 155.8 |
| 7 | 50.904 | 133.2 | 52.451 | 101.2 | 57.291 | | 2:40.646 | 149.8 | 24 | 50.658 | 131.7 | 52.410 | 98.0 | Pit In | | 2:45.787 | 154.5 |
| 8 | 52.494 | 128.7 | 52.801 | 96.9 | Pit In | | 2:49.217 | 151.0 | 25 | Pit Out | 129.5 | 52.833 | 100.9 | 58.992 | | 5:33.631 | |
| 9 | Pit Out | 129.5 | 52.266 | 90.5 | 58.478 | | 13:59.567 | | 26 | 52.370 | 124.6 | 53.599 | 98.6 | Pit In | | 2:50.298 | 141.5 |
| 10 | 50.576 | 130.8 | 55.735 | 82.9 | 57.631 | | 2:43.942 | 151.3 | 27 | Pit Out | 129.8 | 52.739 | 100.7 | 57.646 | | 4:32.257 | |
| 11 | 50.509 | 133.3 | 52.264 | 92.4 | 57.040 | | 2:39.813 | 151.0 | 28 | 51.121 | 124.9 | 53.231 | 99.1 | 57.725 | | 2:42.077 | 151.7 |
| 12 | 50.380 | 131.4 | 52.427 | 93.4 | 58.549 | | 2:41.356 | 151.9 | 29 | 50.810 | 129.8 | 52.531 | <u>105.7</u> | 57.265 | | 2:40.606 | 151.0 |
| 13 | 52.495 | 106.7 | 55.959 | 88.7 | 57.945 | | 2:46.399 | 149.8 | 30 | 50.950 | 126.3 | 53.195 | 100.9 | 57.849 | | 2:41.994 | 149.6 |
| 14 | 50.355 | 133.0 | 52.162 | 89.1 | 57.306 | | 2:39.823 | 151.7 | 31 | 51.126 | 132.2 | 52.330 | 98.3 | 57.994 | | 2:41.450 | 151.5 |
| 15 | <u>49.979</u> | 132.0 | 52.104 | 85.7 | 57.600 | | 2:39.683 | <u>157.2</u> | 32 | 51.243 | 129.5 | 52.628 | 101.0 | 57.488 | | 2:41.359 | 152.1 |
| 16 | 50.878 | 129.8 | 52.369 | 89.0 | 57.396 | | 2:40.643 | 152.5 | 33 | 51.399 | 124.4 | 55.031 | 91.6 | 57.201 | | 2:43.631 | 149.2 |
| 17 | 53.366 | 94.0 | 1:09.719 | 64.8 | Pit In | | <u>3:25.216</u> | 152.3 | 34 | | | | | | | | |

| 2 Mayer Gaspar-Pires-Pereira-Lopes | | | | | | | | Citroen C1 | | | | | | | | | |
|------------------------------------|---------------|-------|--------|-------------|----------|-------|----------|------------|-----|---------|-------|---------------|-------|---------------|-------|-----------------|--------------|
| lap | Sect-1 | Speed | Sect-2 | Speed | Sect-3 | Speed | lap time | Top Speed | lap | Sect-1 | Speed | Sect-2 | Speed | Sect-3 | Speed | lap time | Top Speed |
| 1 | Pit Out | 112.3 | 53.494 | 74.2 | 1:01.001 | | 2:46.665 | | 20 | 50.734 | 126.9 | 52.781 | 86.3 | 57.690 | | 2:41.205 | 154.9 |
| 2 | 50.750 | 128.1 | 52.312 | 91.5 | 57.727 | | 2:40.789 | 156.7 | 21 | 50.928 | 126.0 | 52.711 | 77.8 | Pit In | | 2:48.582 | 153.6 |
| 3 | <u>50.315</u> | 131.4 | 52.396 | 96.0 | 58.323 | | 2:41.034 | 156.3 | 22 | Pit Out | 130.0 | 52.376 | 91.7 | 58.483 | | 5:01.817 | |
| 4 | 50.610 | 130.3 | 52.310 | 89.6 | 58.069 | | 2:40.989 | 156.3 | 23 | 50.790 | 127.4 | 52.503 | 95.4 | 57.827 | | 2:41.120 | 156.5 |
| 5 | 50.668 | 132.2 | 52.407 | 91.9 | 58.046 | | 2:41.121 | 152.3 | 24 | 50.470 | 129.5 | 52.560 | 96.7 | 57.835 | | 2:40.865 | 154.9 |
| 6 | 50.932 | 130.6 | 52.902 | 86.2 | 59.281 | | 2:43.115 | 153.4 | 25 | 51.158 | 129.8 | 52.615 | 97.5 | 57.981 | | 2:41.754 | 154.1 |
| 7 | 52.409 | 125.1 | 52.635 | 89.4 | Pit In | | 2:52.715 | 138.8 | 26 | 50.724 | 130.3 | 52.218 | 90.8 | 57.466 | | 2:40.408 | 156.1 |
| 8 | Pit Out | 129.0 | 52.886 | 98.0 | 58.261 | | 4:19.148 | | 27 | 50.855 | 125.9 | 52.976 | 90.0 | 57.733 | | 2:41.564 | <u>158.1</u> |
| 9 | 51.315 | 131.5 | 52.667 | 92.2 | 57.695 | | 2:41.677 | 145.4 | 28 | 53.425 | 126.5 | 52.959 | 92.2 | Pit In | | 2:53.477 | 157.4 |
| 10 | 50.705 | 131.4 | 52.493 | <u>99.3</u> | Pit In | | 2:50.447 | 155.8 | 29 | Pit Out | 127.4 | 52.575 | 93.8 | 57.483 | | 4:25.368 | |
| 11 | Pit Out | 116.8 | 53.029 | 83.6 | 58.437 | | 4:22.948 | | 30 | 50.583 | 130.6 | 52.209 | 91.1 | 56.989 | | 2:39.781 | 154.1 |
| 12 | 51.283 | 128.1 | 53.594 | 91.1 | 58.529 | | 2:43.406 | 156.7 | 31 | 50.421 | 130.6 | 52.020 | 93.6 | 57.407 | | 2:39.848 | 153.6 |
| 13 | 51.992 | 127.7 | 53.284 | 85.9 | 58.010 | | 2:43.286 | 156.3 | 32 | 53.811 | 127.8 | 52.981 | 84.5 | 58.633 | | 2:45.425 | 155.2 |
| 14 | 51.115 | 130.3 | 52.806 | 88.7 | 58.232 | | 2:42.153 | 154.5 | 33 | 50.341 | 129.5 | 52.232 | 95.1 | 57.054 | | 2:39.627 | 154.7 |
| 15 | 51.183 | 127.1 | 52.796 | 89.0 | 58.128 | | 2:42.107 | 151.7 | 34 | 50.622 | 130.8 | 51.778 | 96.4 | 57.065 | | 2:39.465 | 153.6 |
| 16 | 51.352 | 127.1 | 52.712 | 92.2 | Pit In | | 2:48.009 | 153.4 | 35 | 50.495 | 131.1 | 51.995 | 91.4 | <u>56.938</u> | | 2:39.428 | 153.8 |
| 17 | Pit Out | 87.8 | 56.700 | 78.4 | 1:01.514 | | 4:29.948 | | 36 | 50.316 | 131.2 | <u>51.769</u> | 93.1 | 57.137 | | <u>2:39.222</u> | 153.8 |
| 18 | 51.783 | 128.3 | 52.994 | 92.0 | 57.974 | | 2:42.751 | 150.4 | 37 | 50.382 | 130.8 | 52.692 | 91.1 | 57.556 | | 2:40.630 | 154.1 |
| 19 | 50.928 | 121.2 | 52.897 | 90.4 | 57.971 | | 2:41.796 | 154.3 | 38 | | | | | | | | |

| 3 Ribeiro-Bravo-Silva-Ribeiro | | | | | | | | Citroen C1 | | | | | | | | | |
|-------------------------------|---------------|-------|--------|--------------|----------|-------|-----------|------------|-----|----------|-------|---------------|-------|---------------|-------|----------|--------------|
| lap | Sect-1 | Speed | Sect-2 | Speed | Sect-3 | Speed | lap time | Top Speed | lap | Sect-1 | Speed | Sect-2 | Speed | Sect-3 | Speed | lap time | Top Speed |
| 1 | Pit Out | | 54.351 | 85.6 | 59.811 | | 2:44.495 | | 15 | 52.858 | 123.7 | 54.214 | 86.7 | Pit In | | 2:54.316 | 148.8 |
| 2 | 53.249 | | 54.175 | 101.6 | 59.532 | | 2:46.956 | 142.7 | 16 | Pit Out | | 55.889 | 86.3 | 1:00.996 | | 6:04.787 | |
| 3 | 53.087 | | 54.285 | 100.9 | 59.285 | | 2:53.013 | 145.6 | 17 | 55.152 | | 54.971 | 93.8 | 59.506 | | 2:49.629 | 140.3 |
| 4 | Pit Out | | 56.046 | 97.9 | 59.438 | | 20:00.730 | | 18 | 52.922 | | 54.620 | 97.9 | 59.467 | | 2:47.009 | 149.0 |
| 5 | 52.908 | | 54.787 | 99.3 | 59.942 | | 2:47.637 | 146.7 | 19 | 52.272 | | 53.863 | 95.2 | 58.916 | | 2:45.051 | 152.3 |
| 6 | 52.789 | | 54.606 | 103.2 | 58.931 | | 2:46.326 | 145.4 | 20 | 52.718 | | 54.512 | 89.9 | 59.142 | | 2:46.372 | 147.3 |
| 7 | 53.198 | | 53.901 | 90.6 | 58.928 | | 2:46.027 | 147.1 | 21 | 52.665 | | 54.358 | 89.3 | 59.024 | | 2:46.047 | 147.7 |
| 8 | 53.367 | | 54.647 | 95.8 | 59.688 | | 2:47.702 | 147.7 | 22 | 52.530 | | 54.741 | 93.0 | Pit In | | 2:54.397 | 148.6 |
| 9 | 52.997 | | 53.983 | 99.0 | 59.460 | | 2:46.440 | 147.5 | 23 | Pit Out | | 53.843 | 87.5 | 59.122 | | 4:25.167 | |
| 10 | 54.044 | | 53.990 | 91.7 | Pit In | | 2:52.731 | 148.8 | 24 | 53.309 | 116.6 | 54.931 | 99.0 | 59.542 | | 2:47.782 | 148.8 |
| 11 | Pit Out | 116.5 | 54.273 | 96.8 | 1:00.066 | | 5:58.971 | | 25 | 52.143 | 127.8 | <u>53.313</u> | 91.5 | <u>58.434</u> | | 2:43.890 | 151.3 |
| 12 | <u>51.885</u> | 124.1 | 53.826 | <u>105.6</u> | 59.283 | | 2:44.994 | 149.8 | 26 | 51.947 | | 53.569 | 94.3 | 1:04.217 | | 2:49.733 | <u>154.7</u> |
| 13 | 52.289 | 124.6 | 53.767 | 95.8 | 59.227 | | 2:45.283 | 146.3 | 27 | 56.778 | | 54.446 | 93.9 | 1:06.759 | | 2:57.983 | 127.4 |
| 14 | 52.120 | 125.1 | 53.671 | 95.6 | 59.175 | | 2:44.966 | 147.9 | 28 | 1:06.393 | | 1:02.305 | 63.9 | Pit In | | 3:30.626 | 112.0 |

6 + 6 HORAS DO ALGARVE

6+6 Horas do Algarve

21 - 23 June 2019

Laps and Sector Times - Treino Cronometrado 2

Autodromo Internacional Algarve - 4652 mtr.

| 4 Gaspar-Gaspar-Amaral-Vieira Borges | | | | | | | | Citroen C1 | | | | | | | | | |
|--------------------------------------|---------------|-------|---------------|--------------|----------|-------|-----------------|--------------|-----|---------|-------|--------|-------|---------------|-------|-----------|-----------|
| lap | Sect-1 | Speed | Sect-2 | Speed | Sect-3 | Speed | lap time | Top Speed | lap | Sect-1 | Speed | Sect-2 | Speed | Sect-3 | Speed | lap time | Top Speed |
| 1 | Pit Out | 105.3 | 54.078 | <u>108.9</u> | 1:00.671 | | 2:45.704 | | 12 | 51.771 | 124.1 | 53.604 | 81.4 | 58.488 | | 2:43.863 | 153.4 |
| 2 | 53.623 | 92.9 | 55.810 | 93.5 | 59.887 | | 2:49.320 | 145.4 | 13 | 55.716 | 75.6 | 58.392 | 82.6 | Pit In | | 3:04.552 | 152.3 |
| 3 | 51.159 | 129.0 | <u>52.567</u> | 107.2 | 58.582 | | 2:42.308 | 152.8 | 14 | Pit Out | 122.6 | 54.252 | 77.1 | 59.084 | | 5:53.757 | |
| 4 | 51.439 | 127.2 | 53.229 | 90.8 | 57.767 | | 2:42.435 | 149.2 | 15 | 51.574 | 128.6 | 53.401 | 90.1 | 58.114 | | 2:43.089 | 154.9 |
| 5 | 50.941 | 131.2 | 52.658 | 96.3 | 58.086 | | <u>2:41.685</u> | 154.1 | 16 | 52.024 | 128.9 | 53.106 | 88.2 | 58.435 | | 2:43.565 | 155.8 |
| 6 | 50.915 | 131.9 | 52.704 | 86.8 | 58.207 | | 2:41.826 | 153.4 | 17 | 51.619 | 124.3 | 53.953 | 86.8 | 57.993 | | 2:43.565 | 153.6 |
| 7 | <u>50.731</u> | 130.6 | 53.016 | 97.8 | 58.264 | | 2:42.011 | 156.3 | 18 | 52.331 | 129.2 | 53.418 | 90.2 | Pit In | | 2:52.870 | 152.3 |
| 8 | 53.684 | 108.9 | 59.010 | 97.4 | Pit In | | 3:06.208 | 135.0 | 19 | Pit Out | 124.0 | 53.209 | 84.2 | <u>57.456</u> | | 11:51.714 | |
| 9 | Pit Out | 122.2 | 53.748 | 83.3 | 58.523 | | 5:26.902 | | 20 | 51.714 | 127.4 | 53.101 | 82.9 | 58.145 | | 2:42.960 | 156.5 |
| 10 | 51.421 | 124.7 | 53.118 | 91.9 | 58.351 | | 2:42.890 | <u>158.4</u> | 21 | 51.145 | 121.5 | Pit In | | | | 6:48.755 | 152.8 |
| 11 | 51.332 | 121.1 | 53.320 | 85.9 | 58.486 | | 2:43.138 | 157.0 | 22 | | | | | | | | |

| 5 Sousa -Sousa -Matos-Brugo | | | | | | | | Citroen C1 | | | | | | | | | |
|-----------------------------|---------|-------|---------------|--------------|----------|-------|---------------------|------------|-----|---------------|-------|--------|-------|---------------|-------|---------------------|--------------|
| lap | Sect-1 | Speed | Sect-2 | Speed | Sect-3 | Speed | lap time | Top Speed | lap | Sect-1 | Speed | Sect-2 | Speed | Sect-3 | Speed | lap time | Top Speed |
| 1 | Pit Out | 90.6 | 1:01.578 | 86.3 | 1:05.297 | | 3:07.521 | | 16 | 56.117 | 117.3 | 56.131 | 90.8 | 1:00.833 | | 2:53.081 | 147.1 |
| 2 | 56.459 | 118.9 | 53.753 | 98.3 | 58.880 | | 2:49.092 | 135.3 | 17 | 54.993 | 114.0 | 56.117 | 84.9 | 1:01.349 | | 2:52.459 | 148.8 |
| 3 | 52.381 | 123.7 | <u>53.269</u> | <u>104.4</u> | 58.652 | | 2:44.302 | 152.8 | 18 | 54.481 | 117.0 | 56.482 | 86.0 | Pit In | | 3:01.323 | 149.6 |
| 4 | 52.522 | 124.3 | 55.486 | 101.6 | 58.981 | | 2:46.989 | 152.5 | 19 | Pit Out | 105.7 | 56.457 | 84.4 | 58.734 | | 8:31.961 | |
| 5 | 52.234 | 127.8 | 54.386 | 98.5 | 58.522 | | 2:45.142 | 152.1 | 20 | <u>50.948</u> | 125.6 | 53.345 | 85.8 | 58.311 | | 2:42.604 | 151.7 |
| 6 | 52.751 | 117.1 | 53.864 | 96.6 | 58.830 | | 2:45.445 | 149.8 | 21 | 50.953 | 122.6 | 53.735 | 85.4 | <u>58.010</u> | | <u>2:42.698</u> | 151.7 |
| 7 | 52.641 | 127.5 | 54.210 | 94.1 | 59.092 | | 2:45.943 | 148.4 | 22 | 56.272 | 104.0 | 53.860 | 92.5 | 58.308 | | 2:48.440 | 152.8 |
| 8 | 53.179 | 126.8 | 54.407 | 91.1 | 59.529 | | 2:47.115 | 144.8 | 23 | 52.120 | 127.5 | 54.049 | 84.2 | 58.299 | | 2:44.468 | <u>155.2</u> |
| 9 | 53.549 | 116.0 | 55.737 | 93.2 | 58.330 | | 2:47.616 | 148.4 | 24 | 51.969 | 124.7 | 53.814 | 85.8 | 58.554 | | 2:44.337 | 149.4 |
| 10 | 52.773 | 120.0 | 54.854 | 89.9 | Pit In | | 2:56.617 | 150.4 | 25 | 54.410 | 125.4 | 54.235 | 85.2 | Pit In | | 2:56.508 | 140.8 |
| 11 | Pit Out | 103.5 | 58.158 | 81.6 | 1:01.786 | | 8:08.546 | | 26 | Pit Out | 110.9 | 54.884 | 86.5 | 59.040 | | 8:02.231 | |
| 12 | 55.270 | 114.4 | 55.694 | 83.5 | 1:01.624 | | 2:52.588 | 149.4 | 27 | 53.152 | 119.6 | 55.332 | 79.5 | 58.943 | | 2:47.427 | 149.6 |
| 13 | 55.425 | 110.2 | 56.781 | 83.4 | 1:02.655 | | 2:54.861 | 142.7 | 28 | 53.084 | 126.3 | 54.430 | 85.6 | 58.611 | | 2:46.125 | 147.3 |
| 14 | 55.218 | 120.5 | 55.343 | 87.8 | 1:01.790 | | 2:52.351 | 140.4 | 29 | 52.270 | 126.5 | 54.744 | 90.8 | 58.581 | | 2:45.595 | 148.8 |
| 15 | 54.646 | 109.4 | 56.978 | 83.2 | 1:02.014 | | 2:53.638 | 146.3 | 30 | 52.750 | 125.6 | 54.096 | 84.4 | Pit In | | 2:51.829 | 149.6 |

| 7 Camilo-Filipe Monteiro-Balça-Correia | | | | | | | | Citroen C1 | | | | | | | | | |
|--|---------|-------|--------|-------|----------|-------|----------|------------|-----|---------------|-------|---------------|--------------|---------------|-------|-----------------|--------------|
| lap | Sect-1 | Speed | Sect-2 | Speed | Sect-3 | Speed | lap time | Top Speed | lap | Sect-1 | Speed | Sect-2 | Speed | Sect-3 | Speed | lap time | Top Speed |
| 1 | Pit Out | 105.9 | 56.777 | 90.8 | 1:00.622 | | 2:53.426 | | 17 | 52.564 | 114.0 | 53.663 | 91.5 | Pit In | | 2:57.919 | 151.0 |
| 2 | 54.056 | 115.0 | 54.843 | 93.6 | 59.442 | | 2:48.341 | 149.6 | 18 | Pit Out | 106.9 | 55.388 | 100.5 | 59.476 | | 6:29.121 | |
| 3 | 53.582 | 120.9 | 55.225 | 96.2 | 59.684 | | 2:48.491 | 147.7 | 19 | 52.344 | 119.5 | 54.650 | 90.7 | 59.430 | | 2:46.424 | 152.3 |
| 4 | 54.200 | 122.9 | 54.499 | 91.5 | 58.780 | | 2:47.479 | 147.1 | 20 | 52.082 | 119.2 | 53.935 | <u>104.2</u> | 58.736 | | 2:44.753 | 150.2 |
| 5 | 52.527 | 126.8 | 53.637 | 102.1 | 58.928 | | 2:45.092 | 153.6 | 21 | 52.150 | 126.0 | 53.589 | 96.9 | 58.473 | | 2:44.212 | 151.3 |
| 6 | 52.559 | 127.5 | 54.487 | 102.6 | 1:00.233 | | 2:47.279 | 149.8 | 22 | 52.028 | 127.5 | 53.661 | 93.0 | Pit In | | 3:01.670 | 153.2 |
| 7 | 52.554 | 122.7 | 53.893 | 100.1 | 59.134 | | 2:45.581 | 149.0 | 23 | Pit Out | 118.3 | 54.334 | 85.2 | 58.595 | | 12:40.541 | |
| 8 | 53.245 | 111.5 | 54.226 | 102.3 | Pit In | | 2:56.049 | 152.1 | 24 | 51.805 | 125.7 | 53.437 | 83.9 | 58.213 | | 2:43.455 | 151.0 |
| 9 | Pit Out | 119.1 | 54.775 | 87.2 | 1:00.084 | | 4:47.439 | | 25 | 52.180 | 128.1 | 53.320 | 86.9 | <u>57.879</u> | | 2:43.379 | 151.5 |
| 10 | 52.442 | 124.1 | 54.426 | 87.1 | 59.516 | | 2:46.384 | 149.8 | 26 | 52.029 | 119.7 | 56.557 | 92.9 | Pit In | | 2:58.891 | 154.9 |
| 11 | 52.176 | 125.9 | 54.377 | 86.7 | 58.863 | | 2:45.416 | 151.9 | 27 | Pit Out | 124.4 | 53.528 | 84.7 | 59.365 | | 4:58.471 | |
| 12 | 52.326 | 126.6 | 54.138 | 88.3 | 59.142 | | 2:45.606 | 150.4 | 28 | <u>51.177</u> | 130.4 | <u>53.012</u> | 94.4 | 58.761 | | <u>2:42.950</u> | <u>156.3</u> |
| 13 | 52.043 | 127.5 | 53.932 | 90.0 | 58.573 | | 2:44.548 | 150.6 | 29 | 51.407 | 126.5 | 53.687 | 91.6 | 58.207 | | 2:43.301 | 155.2 |
| 14 | 52.165 | 129.7 | 54.375 | 89.4 | 58.503 | | 2:45.043 | 154.7 | 30 | 51.311 | 128.4 | 53.493 | 93.3 | 58.478 | | 2:43.282 | 154.5 |
| 15 | 53.447 | 122.7 | 54.461 | 85.0 | 58.568 | | 2:46.476 | 147.5 | 31 | 51.762 | 127.8 | 53.250 | 91.9 | 58.645 | | 2:43.657 | <u>156.3</u> |
| 16 | 51.839 | 122.0 | 54.034 | 88.3 | 58.673 | | 2:44.546 | 149.8 | 32 | 51.272 | 126.9 | 53.231 | 98.9 | Pit In | | 2:51.919 | 155.2 |

| 9 Monteiro-Silva -Coi-Aguiar | | | | | | | | Citroen C1 | | | | | | | | | |
|------------------------------|---------------|-------|--------|-------|--------|-------|-----------------|--------------|-----|---------|-------|--------|-------|--------|-------|----------|-----------|
| lap | Sect-1 | Speed | Sect-2 | Speed | Sect-3 | Speed | lap time | Top Speed | lap | Sect-1 | Speed | Sect-2 | Speed | Sect-3 | Speed | lap time | Top Speed |
| 1 | Pit Out | 124.4 | 52.643 | 95.7 | 57.868 | | 2:39.122 | | 21 | Pit Out | | 54.584 | 85.7 | 59.581 | | 6:54.733 | |
| 2 | 50.386 | | 52.259 | 88.3 | 57.891 | | 2:40.536 | 154.3 | 22 | 52.975 | | 54.346 | 83.8 | 58.610 | | 2:45.931 | 149.6 |
| 3 | 50.940 | | 51.846 | 101.7 | 57.722 | | 2:40.508 | 151.3 | 23 | 51.593 | 116.0 | 54.475 | 87.4 | 58.672 | | 2:44.740 | 150.0 |
| 4 | 50.304 | | 52.170 | | 57.659 | | 2:40.133 | 153.8 | 24 | 52.042 | | 55.490 | 84.3 | 58.499 | | 2:46.031 | 151.3 |
| 5 | 50.188 | 129.5 | 51.684 | 105.7 | 57.177 | | <u>2:39.049</u> | 154.1 | 25 | 52.289 | | 54.000 | 93.1 | 59.601 | | 2:45.890 | 155.8 |
| 6 | <u>50.031</u> | | 52.283 | 102.7 | 57.367 | | 2:39.681 | 157.0 | 26 | 53.473 | | 54.725 | 86.3 | 59.200 | | 2:47.398 | 153.2 |
| 7 | 50.946 | | 52.330 | 107.8 | 57.440 | | 2:40.716 | <u>157.4</u> | 27 | 52.643 | | 54.669 | 84.5 | Pit In | | 2:53.259 | 152.8 |

6 + 6 HORAS DO ALGARVE

6+6 Horas do Algarve

21 - 23 June 2019

Laps and Sector Times - Treino Cronometrado 2

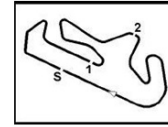
Autodromo Internacional Algarve - 4652 mtr.

| | | | | | | | | | | | | | | | |
|----|---------|-------|---------------|--------------|---------------|----------|-------|----|---------|--------|--------|--------|----------|----------|--------------|
| 8 | 50.914 | 130.4 | 51.818 | <u>110.4</u> | 57.484 | 2:40.216 | 150.0 | 28 | Pit Out | 53.842 | 88.2 | 58.220 | 6:27.219 | | |
| 9 | 50.346 | | <u>51.646</u> | 109.2 | <u>57.077</u> | 2:39.069 | 152.3 | 29 | 51.224 | 54.147 | 96.9 | 58.353 | 2:43.724 | 152.5 | |
| 10 | 55.357 | | 54.930 | 97.3 | Pit In | 2:55.680 | 152.1 | 30 | 51.276 | 53.356 | 89.3 | 58.116 | 2:42.748 | 154.7 | |
| 11 | Pit Out | | 52.977 | 89.3 | 57.771 | 5:18.998 | | 31 | 50.680 | 125.3 | 53.079 | 98.4 | 58.625 | 2:42.384 | 154.5 |
| 12 | 50.420 | | 52.583 | 88.2 | 57.334 | 2:40.337 | 153.6 | 32 | 51.097 | 126.9 | 53.093 | 94.4 | 58.346 | 2:42.536 | 152.3 |
| 13 | 50.644 | | 52.481 | 89.3 | 57.733 | 2:40.858 | 153.4 | 33 | 50.964 | 128.3 | 52.926 | 97.6 | 58.560 | 2:42.450 | 152.3 |
| 14 | 50.221 | | 52.130 | 91.4 | 57.876 | 2:40.227 | 154.1 | 34 | 51.774 | | 53.480 | 91.4 | 58.136 | 2:43.390 | <u>157.4</u> |
| 15 | 50.964 | | 52.833 | 85.4 | Pit In | 2:50.341 | 154.5 | 35 | 51.186 | 124.7 | 53.180 | 96.5 | 57.990 | 2:42.356 | 153.2 |
| 16 | Pit Out | | 57.966 | 81.7 | 59.155 | 5:21.938 | | 36 | 50.906 | 128.0 | 53.250 | 98.9 | 1:00.305 | 2:44.461 | 151.7 |
| 17 | 51.832 | | 54.374 | 88.5 | 59.162 | 2:45.368 | 151.0 | 37 | 51.205 | | 52.490 | 98.8 | 57.827 | 2:41.522 | 151.9 |
| 18 | 52.187 | | 54.227 | 85.5 | 59.497 | 2:45.911 | 150.8 | 38 | 51.514 | | 53.107 | 97.2 | 58.114 | 2:42.735 | 153.4 |
| 19 | 53.527 | | 55.767 | 80.8 | 59.341 | 2:48.635 | 153.2 | 39 | 51.237 | | 52.719 | 102.5 | 58.043 | 2:41.999 | 150.2 |
| 20 | 51.760 | | 53.890 | 89.5 | Pit In | 2:51.257 | 153.2 | 40 | | | | | | | |

| 10 Prada-Duarte-Silva | | | | | | | | Citroen C1 | | | | | | | | | |
|-----------------------|---------------|-------|---------------|--------------|--------|-------|-----------------|------------|-----|----------|-------|--------|-------|---------------|-------|----------|--------------|
| lap | Sect-1 | Speed | Sect-2 | Speed | Sect-3 | Speed | lap time | Top Speed | lap | Sect-1 | Speed | Sect-2 | Speed | Sect-3 | Speed | lap time | Top Speed |
| 1 | Pit Out | 124.1 | 53.496 | 92.9 | 59.398 | | 2:42.423 | | 13 | Pit Out | 125.1 | 53.706 | 98.5 | 58.819 | | 4:31.525 | |
| 2 | 51.911 | 125.4 | <u>52.863</u> | 100.1 | 59.505 | | 2:44.279 | 147.5 | 14 | 52.035 | 125.9 | 54.091 | 95.2 | 59.792 | | 2:45.918 | <u>151.0</u> |
| 3 | 51.962 | 125.9 | 52.890 | 98.7 | 59.417 | | 2:44.269 | 147.3 | 15 | 52.543 | 124.0 | 54.338 | 86.3 | <u>58.393</u> | | 2:45.274 | 147.7 |
| 4 | 51.889 | 126.8 | 53.860 | 94.8 | Pit In | | 2:51.798 | 147.7 | 16 | 51.727 | 126.3 | 54.110 | 80.9 | Pit In | | 2:50.848 | 149.0 |
| 5 | Pit Out | 125.0 | 53.062 | <u>101.4</u> | 59.074 | | 4:24.739 | | 17 | Pit Out | 123.7 | 53.700 | 90.8 | 59.179 | | 6:30.205 | |
| 6 | 51.873 | 125.6 | 53.797 | 95.4 | 58.566 | | 2:44.236 | 145.6 | 18 | 52.210 | 128.3 | 54.818 | 94.2 | 58.976 | | 2:46.004 | 150.0 |
| 7 | 51.740 | 129.2 | 53.362 | 95.5 | 58.787 | | <u>2:43.889</u> | 147.9 | 19 | 51.680 | 122.7 | 54.134 | 91.6 | 58.912 | | 2:44.726 | 148.8 |
| 8 | 52.246 | 125.7 | 53.565 | 86.7 | 58.575 | | 2:44.386 | 146.1 | 20 | 52.078 | 124.7 | 54.169 | 89.4 | Pit In | | 2:51.842 | 149.8 |
| 9 | <u>51.358</u> | 127.7 | 53.395 | 88.5 | Pit In | | 2:50.330 | 150.6 | 21 | Pit Out | 106.7 | 55.195 | 79.4 | 1:00.686 | | 6:17.333 | |
| 10 | Pit Out | 118.8 | 54.780 | 95.6 | 59.465 | | 4:50.138 | | 22 | 53.418 | 120.1 | 54.756 | 82.0 | 1:00.147 | | 2:48.321 | 149.6 |
| 11 | 52.214 | 117.6 | 54.298 | 100.9 | 59.297 | | 2:45.809 | 149.6 | 23 | 53.166 | 125.1 | 55.069 | 82.6 | 59.987 | | 2:48.222 | 147.1 |
| 12 | 52.005 | 124.3 | 54.275 | 90.5 | Pit In | | 2:53.198 | 148.1 | 24 | 6:10.625 | 48.0 | Pit In | | Pit In | | 7:52.384 | 98.0 |

| 11 Dangautier-Loures-Valério-Silva-Braga da Cruz-Dias | | | | | | | | Citroen C1 | | | | | | | | | |
|---|---------|-------|--------|-------|--------|-------|----------|------------|-----|---------------|-------|---------------|--------------|---------------|-------|---------------------|--------------|
| lap | Sect-1 | Speed | Sect-2 | Speed | Sect-3 | Speed | lap time | Top Speed | lap | Sect-1 | Speed | Sect-2 | Speed | Sect-3 | Speed | lap time | Top Speed |
| 1 | Pit Out | 120.0 | 54.673 | 87.3 | 59.297 | | 2:43.396 | | 21 | 51.008 | 116.4 | 53.281 | 100.5 | 58.463 | | 2:42.752 | 153.2 |
| 2 | 52.101 | 127.2 | 53.210 | 98.0 | 59.116 | | 2:44.427 | 149.8 | 22 | 51.051 | 123.3 | 53.257 | 104.7 | 58.376 | | 2:42.684 | 152.1 |
| 3 | 52.654 | 124.9 | 53.277 | 90.1 | 59.076 | | 2:45.007 | 150.4 | 23 | 50.835 | 127.5 | 52.914 | <u>105.8</u> | 58.436 | | 2:42.185 | 151.7 |
| 4 | 52.277 | 125.4 | 53.065 | 95.3 | 59.023 | | 2:44.365 | 150.4 | 24 | 51.125 | 127.7 | 52.553 | 101.9 | 58.185 | | 2:41.863 | 152.1 |
| 5 | 52.299 | 122.2 | 52.993 | 97.9 | 58.872 | | 2:44.164 | 149.8 | 25 | 54.394 | 103.9 | 55.215 | 98.7 | Pit In | | 3:00.139 | 152.5 |
| 6 | 52.026 | 122.6 | 53.659 | 90.4 | Pit In | | 2:55.785 | 150.6 | 26 | Pit Out | 119.7 | 56.706 | 78.9 | 1:00.879 | | 5:04.010 | |
| 7 | Pit Out | 127.5 | 52.920 | 98.9 | 58.584 | | 5:02.823 | | 27 | 52.278 | 122.9 | 53.784 | 85.7 | 58.226 | | 2:44.288 | 155.4 |
| 8 | 51.686 | 128.6 | 52.487 | 89.1 | 58.155 | | 2:42.328 | 150.6 | 28 | 51.220 | 121.8 | 53.279 | 90.7 | 58.140 | | 2:42.639 | 154.9 |
| 9 | 51.730 | 128.4 | 52.193 | 93.6 | 58.300 | | 2:42.223 | 150.4 | 29 | 51.355 | 123.3 | 53.211 | 93.0 | 57.807 | | 2:42.373 | 154.9 |
| 10 | 51.232 | 128.0 | 52.570 | 90.1 | 57.733 | | 2:41.535 | 151.0 | 30 | 51.265 | 125.0 | 53.173 | 100.2 | 58.221 | | 2:42.659 | 153.6 |
| 11 | 51.384 | 126.6 | 52.390 | 94.0 | 57.911 | | 2:41.685 | 155.4 | 31 | 51.593 | 122.4 | 53.231 | 96.3 | Pit In | | 2:54.351 | 155.2 |
| 12 | 51.452 | 125.9 | 52.915 | 87.9 | Pit In | | 2:48.383 | 151.0 | 32 | Pit Out | 117.8 | 52.552 | 93.7 | <u>57.282</u> | | 4:45.822 | |
| 13 | Pit Out | 99.7 | 58.305 | 93.5 | 58.189 | | 5:40.212 | | 33 | <u>50.127</u> | 127.1 | <u>51.976</u> | 104.8 | 57.736 | | 2:39.839 | 155.8 |
| 14 | 51.889 | 118.7 | 53.194 | 93.8 | 58.002 | | 2:43.085 | 153.2 | 34 | 50.428 | 117.3 | 53.660 | 94.0 | 59.233 | | 2:43.321 | <u>157.2</u> |
| 15 | 51.037 | 122.6 | 52.812 | 102.5 | 59.508 | | 2:43.357 | 154.1 | 35 | 50.929 | 127.4 | 52.790 | 93.8 | 57.773 | | 2:41.492 | 152.1 |
| 16 | 51.212 | 120.8 | 52.754 | 96.0 | 57.797 | | 2:41.763 | 152.3 | 36 | 50.797 | 127.4 | 52.892 | 95.3 | 57.872 | | 2:41.561 | 151.9 |
| 17 | 51.859 | 120.3 | 53.044 | 90.1 | 58.126 | | 2:43.029 | 150.6 | 37 | 50.568 | 127.2 | 52.388 | 96.1 | 57.927 | | 2:40.883 | 153.0 |
| 18 | 51.154 | 123.7 | 52.724 | 91.4 | 58.271 | | 2:42.149 | 151.9 | 38 | 50.578 | 130.1 | 52.430 | 83.4 | 57.589 | | <u>2:40.597</u> | 154.7 |
| 19 | 51.429 | 121.2 | 53.131 | 90.5 | Pit In | | 2:53.108 | 152.8 | 39 | 50.720 | 127.8 | 52.429 | 96.6 | 58.286 | | 2:41.435 | 153.8 |
| 20 | Pit Out | 109.1 | 55.224 | 96.7 | 58.256 | | 5:13.700 | | 40 | | | | | | | | |

| 12 Santos-Ascensão-Ascensão-Santos | | | | | | | | Citroen C1 | | | | | | | | | |
|------------------------------------|---------|-------|---------------|-------|---------------|-------|-----------------|------------|-----|--------|-------|--------|-------------|----------|-------|----------|-----------|
| lap | Sect-1 | Speed | Sect-2 | Speed | Sect-3 | Speed | lap time | Top Speed | lap | Sect-1 | Speed | Sect-2 | Speed | Sect-3 | Speed | lap time | Top Speed |
| 1 | Pit Out | 116.1 | 55.476 | 89.9 | 1:00.018 | | 2:49.657 | | 18 | 54.803 | 108.3 | 56.915 | 92.6 | 1:00.596 | | 2:52.314 | 146.9 |
| 2 | 51.993 | 126.0 | 53.693 | 91.4 | 58.505 | | 2:44.191 | 149.4 | 19 | 54.933 | 110.1 | 55.904 | 95.6 | 1:00.027 | | 2:50.864 | 148.1 |
| 3 | 51.964 | 130.3 | 53.759 | 95.7 | 58.654 | | 2:44.377 | 151.0 | 20 | 53.229 | 113.0 | 55.564 | 90.9 | 1:00.230 | | 2:49.023 | 150.4 |
| 4 | 52.161 | 127.8 | 53.677 | 91.4 | <u>58.333</u> | | 2:44.171 | 152.1 | 21 | 53.674 | 118.4 | 54.573 | 95.6 | 1:00.442 | | 2:48.689 | 148.4 |
| 5 | 51.796 | 127.1 | <u>53.336</u> | 92.5 | 59.151 | | 2:44.283 | 150.6 | 22 | 53.576 | 117.9 | 55.954 | 86.6 | 1:00.784 | | 2:50.314 | 149.8 |
| 6 | 52.025 | 122.0 | 53.439 | 88.9 | 58.555 | | <u>2:44.019</u> | 149.8 | 23 | 53.591 | 116.6 | 55.608 | <u>96.5</u> | 59.553 | | 2:48.752 | 153.6 |



6 + 6 HORAS DO ALGARVE

6+6 Horas do Algarve

21 - 23 June 2019

Laps and Sector Times - Treino Cronometrado 2

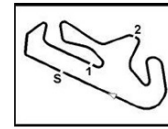
Autodromo Internacional Algarve - 4652 mtr.

| | | | | | | | | | | | | | | | |
|----|---------------|-------|----------|------|----------|----------|-------|----|---------|-------|----------|------|----------|----------|--------------|
| 7 | 51.706 | 127.1 | 53.559 | 87.5 | 59.144 | 2:44.409 | 151.9 | 24 | 58.840 | 87.0 | 1:03.112 | 79.9 | Pit In | 3:18.011 | 150.8 |
| 8 | 54.707 | 118.7 | 53.975 | 87.2 | Pit In | 2:54.236 | 149.4 | 25 | Pit Out | 122.9 | 57.907 | 68.7 | 1:01.629 | 5:07.494 | |
| 9 | Pit Out | 115.0 | 54.640 | 86.3 | 59.599 | 4:42.090 | | 26 | 52.581 | 122.7 | 56.538 | 81.3 | 1:00.060 | 2:49.179 | 152.3 |
| 10 | 52.031 | 118.7 | 54.137 | 85.5 | 58.683 | 2:44.851 | 151.9 | 27 | 53.673 | 131.5 | 54.914 | 80.2 | 1:00.278 | 2:48.865 | 152.3 |
| 11 | <u>51.700</u> | 123.3 | 54.011 | 86.3 | 58.837 | 2:44.548 | 155.4 | 28 | 52.480 | 128.4 | 55.416 | 81.3 | 59.456 | 2:47.352 | 153.2 |
| 12 | 56.678 | 106.7 | 56.220 | 84.1 | 59.081 | 2:51.979 | 153.2 | 29 | 52.652 | 128.9 | 54.526 | 83.5 | 59.686 | 2:46.864 | <u>155.6</u> |
| 13 | 55.010 | 115.9 | 1:04.691 | 89.7 | 59.375 | 2:59.076 | 153.2 | 30 | 51.798 | 131.7 | 54.506 | 81.1 | 59.931 | 2:46.235 | 153.6 |
| 14 | 56.963 | 104.1 | 59.468 | 89.3 | 59.232 | 2:55.663 | 144.6 | 31 | 52.954 | 130.9 | 53.776 | 84.5 | 59.526 | 2:46.256 | 153.0 |
| 15 | 57.154 | 107.2 | 57.148 | 80.5 | Pit In | 3:06.125 | 146.7 | 32 | 51.930 | 128.3 | 54.628 | 83.2 | 59.858 | 2:46.416 | 153.2 |
| 16 | Pit Out | 113.9 | 56.404 | 88.5 | 1:02.855 | 5:37.757 | | 33 | 52.730 | 129.2 | 54.545 | 85.4 | 59.863 | 2:47.138 | 151.0 |
| 17 | 55.114 | 107.4 | 56.234 | 88.3 | 1:01.181 | 2:52.529 | 146.7 | 34 | 53.526 | 116.1 | 58.403 | 66.8 | Pit In | 3:03.641 | 151.5 |

| 17 Martinho-Rodrigues-Carneiro | | | | | | | | Citroen C1 | | | | | | | | | |
|--------------------------------|----------|-------|----------|-------|----------|-------|-----------|------------|-----|---------------|-------|---------------|-------------|---------------|-------|---------------------|--------------|
| lap | Sect-1 | Speed | Sect-2 | Speed | Sect-3 | Speed | lap time | Top Speed | lap | Sect-1 | Speed | Sect-2 | Speed | Sect-3 | Speed | lap time | Top Speed |
| 1 | Pit Out | 66.9 | 1:20.583 | 58.7 | 1:06.106 | | 3:50.942 | | 15 | 50.795 | 130.3 | 52.904 | 81.3 | 58.142 | | 2:41.841 | 153.4 |
| 2 | 50.475 | 133.0 | 52.384 | 86.4 | 57.563 | | 2:40.422 | 155.2 | 16 | 50.701 | 132.7 | 53.126 | 75.5 | 58.060 | | 2:41.887 | 153.8 |
| 3 | 50.689 | 126.9 | 52.540 | 90.9 | 57.539 | | 2:40.768 | 154.1 | 17 | 51.008 | 129.2 | 57.175 | 73.0 | Pit In | | 3:01.418 | 151.0 |
| 4 | 1:07.781 | 83.7 | 1:15.943 | 61.1 | Pit In | | 3:49.286 | 146.5 | 18 | Pit Out | 77.6 | 59.192 | 85.5 | <u>56.841</u> | | 2:42.722 | |
| 5 | Pit Out | 110.1 | 54.738 | 83.0 | 59.181 | | 16:33.351 | | 19 | <u>50.154</u> | 134.0 | 1:06.213 | 56.2 | 1:09.645 | | 3:06.012 | 155.2 |
| 6 | 51.453 | 130.3 | 53.393 | 80.3 | 58.323 | | 2:43.169 | 150.8 | 20 | 50.478 | 131.2 | <u>52.079</u> | 88.3 | 57.347 | | <u>2:39.904</u> | <u>158.8</u> |
| 7 | 51.270 | 130.3 | 53.614 | 79.0 | 57.725 | | 2:42.609 | 151.9 | 21 | 50.409 | 130.4 | 52.257 | <u>92.4</u> | 57.136 | | 2:39.802 | 154.1 |
| 8 | 51.638 | 125.7 | 53.553 | 74.3 | 58.173 | | 2:43.364 | 153.2 | 22 | 1:02.112 | 77.6 | 1:08.419 | 65.7 | Pit In | | 3:30.112 | 151.5 |
| 9 | 51.588 | 129.5 | 53.503 | 80.1 | 58.413 | | 2:43.504 | 150.8 | 23 | Pit Out | 87.0 | 1:07.110 | 61.3 | 1:09.189 | | 7:49.947 | |
| 10 | 51.326 | 127.2 | 53.364 | 78.3 | 58.492 | | 2:43.182 | 149.8 | 24 | 50.355 | 133.0 | 52.481 | 91.8 | 57.562 | | 2:40.398 | 157.7 |
| 11 | 50.855 | 133.7 | 53.433 | 83.8 | 1:00.179 | | 2:44.467 | 151.9 | 25 | 51.052 | 133.3 | 52.379 | 88.6 | 58.016 | | 2:41.447 | 151.5 |
| 12 | 53.278 | 130.3 | 55.244 | 81.0 | 58.259 | | 2:46.781 | 152.5 | 26 | 50.710 | 130.4 | 52.270 | 90.2 | 58.026 | | 2:41.006 | 151.9 |
| 13 | 51.576 | 134.3 | 54.068 | 77.9 | 58.119 | | 2:43.763 | 157.0 | 27 | 51.031 | 132.7 | 52.445 | 89.0 | 57.747 | | 2:41.223 | 150.6 |
| 14 | 50.900 | 132.0 | 53.680 | 79.5 | 58.025 | | 2:42.605 | 157.9 | 28 | | | | | | | | |

| 18 Barbosa-Marques-Silva-Reis-Silva-Valente | | | | | | | | Citroen C1 | | | | | | | | | |
|---|---------|-------|--------|--------------|----------|-------|----------|------------|-----|---------------|-------|---------------|-------|---------------|-------|-----------------|--------------|
| lap | Sect-1 | Speed | Sect-2 | Speed | Sect-3 | Speed | lap time | Top Speed | lap | Sect-1 | Speed | Sect-2 | Speed | Sect-3 | Speed | lap time | Top Speed |
| 1 | Pit Out | 107.2 | 57.127 | 89.6 | 1:00.742 | | 2:51.006 | | 13 | 52.519 | 127.1 | 54.719 | 90.5 | 59.361 | | 2:46.599 | 149.0 |
| 2 | 53.897 | 118.7 | 56.808 | 101.1 | 58.726 | | 2:49.431 | 146.7 | 14 | 53.649 | 102.3 | 55.914 | 84.5 | 59.590 | | 2:49.153 | 149.6 |
| 3 | 53.246 | 120.5 | 54.777 | 97.6 | 1:00.255 | | 2:48.278 | 150.4 | 15 | 52.561 | 113.4 | 59.048 | 85.2 | Pit In | | 3:02.098 | <u>151.0</u> |
| 4 | 53.451 | 118.3 | 54.683 | <u>102.0</u> | 59.483 | | 2:47.617 | 149.6 | 16 | Pit Out | 125.6 | 55.439 | 81.3 | 1:00.662 | | 4:45.481 | |
| 5 | 55.307 | 124.0 | 54.460 | 96.3 | Pit In | | 3:03.683 | 148.1 | 17 | 53.788 | 127.4 | 55.350 | 83.9 | 1:00.960 | | 2:50.098 | 147.9 |
| 6 | Pit Out | 106.3 | 58.018 | 81.6 | 1:05.780 | | 7:28.692 | | 18 | 53.639 | 126.8 | 54.953 | 89.1 | Pit In | | 2:59.966 | 145.4 |
| 7 | 56.416 | 93.5 | 58.661 | 79.6 | 1:02.775 | | 2:57.852 | 147.1 | 19 | Pit Out | 123.4 | 53.657 | 80.2 | 59.921 | | 4:34.091 | |
| 8 | 56.301 | 107.0 | 56.350 | 84.3 | 1:03.953 | | 2:56.604 | 146.1 | 20 | <u>51.479</u> | 129.3 | 53.780 | 81.2 | <u>58.115</u> | | <u>2:43.374</u> | 150.2 |
| 9 | 54.867 | 110.7 | 57.863 | 84.9 | 1:01.655 | | 2:54.385 | 137.6 | 21 | 51.717 | 130.4 | 53.446 | 87.2 | 58.427 | | 2:43.590 | 149.4 |
| 10 | 55.463 | 102.1 | 57.926 | 79.4 | Pit In | | 3:04.957 | 146.1 | 22 | 51.519 | 129.0 | <u>53.320</u> | 81.2 | Pit In | | 2:53.691 | 149.4 |
| 11 | Pit Out | 115.1 | 55.403 | 79.8 | 1:00.820 | | 5:33.758 | | 23 | Pit Out | 123.3 | 54.188 | 82.1 | 59.614 | | 4:19.414 | |
| 12 | 52.667 | 123.1 | 54.191 | 93.5 | 59.774 | | 2:46.632 | 149.4 | 24 | 52.665 | 128.3 | 54.285 | 74.5 | 58.575 | | 2:45.525 | 147.9 |

| 20 Cardoso-Semêdo-Beirão da Veiga-Martins | | | | | | | | Citroen C1 | | | | | | | | | |
|---|---------|-------|--------|-------|----------|-------|----------|------------|-----|---------|-------|----------|-------|---------------|-------|----------|-----------|
| lap | Sect-1 | Speed | Sect-2 | Speed | Sect-3 | Speed | lap time | Top Speed | lap | Sect-1 | Speed | Sect-2 | Speed | Sect-3 | Speed | lap time | Top Speed |
| 1 | Pit Out | 122.4 | 56.137 | 85.0 | 1:02.130 | | 2:52.685 | | 19 | 59.272 | 99.4 | 58.531 | 81.4 | 1:06.229 | | 3:04.032 | 139.7 |
| 2 | 54.890 | 121.2 | 55.217 | 93.1 | 1:01.666 | | 2:51.773 | 147.5 | 20 | 59.534 | 95.5 | 1:01.304 | 74.2 | 1:03.740 | | 3:04.578 | 136.7 |
| 3 | 54.795 | 113.4 | 56.113 | 93.7 | 1:02.383 | | 2:53.291 | 145.2 | 21 | 58.608 | 94.8 | 59.301 | 78.4 | 1:04.790 | | 3:02.699 | 139.7 |
| 4 | 53.235 | 131.2 | 54.335 | 90.5 | 1:00.548 | | 2:48.118 | 153.0 | 22 | 57.640 | 84.6 | 58.865 | 77.2 | Pit In | | 3:19.464 | 131.7 |
| 5 | 52.949 | 132.2 | 54.078 | 93.2 | 1:00.350 | | 2:47.377 | 151.7 | 23 | Pit Out | 106.6 | 55.403 | 73.9 | 1:01.051 | | 6:21.134 | |
| 6 | 52.631 | 126.3 | 56.052 | 87.0 | 59.676 | | 2:48.359 | 149.8 | 24 | 53.619 | 112.5 | 55.740 | 75.7 | 59.778 | | 2:49.137 | 150.6 |
| 7 | 52.667 | 131.4 | 54.528 | 89.7 | 59.758 | | 2:46.953 | 151.3 | 25 | 52.578 | 112.9 | 54.953 | 87.4 | 59.901 | | 2:47.432 | 151.7 |
| 8 | 53.028 | 130.8 | 54.522 | 92.7 | 59.320 | | 2:46.870 | 149.8 | 26 | 53.356 | 116.6 | 54.638 | 85.9 | 59.658 | | 2:47.652 | 152.8 |
| 9 | 52.480 | 132.0 | 55.406 | 83.9 | 59.100 | | 2:46.986 | 151.3 | 27 | 55.102 | 112.6 | 54.937 | 91.9 | 59.266 | | 2:49.305 | 137.1 |
| 10 | 52.487 | 130.1 | 54.064 | 84.6 | 58.988 | | 2:45.539 | 152.8 | 28 | 52.853 | 120.7 | 53.984 | 91.4 | 58.953 | | 2:45.790 | 145.0 |
| 11 | 53.919 | 128.3 | 54.474 | 83.8 | 59.251 | | 2:47.644 | 143.0 | 29 | 51.770 | 123.6 | 53.553 | 87.1 | <u>58.405</u> | | 2:43.728 | 154.1 |
| 12 | 52.484 | 129.8 | 54.943 | 80.3 | 1:02.138 | | 2:49.565 | 150.0 | 30 | 51.825 | 123.3 | 54.253 | 79.0 | 58.622 | | 2:44.700 | 154.3 |
| 13 | 53.429 | 131.5 | 54.204 | 97.4 | 59.441 | | 2:47.074 | 148.1 | 31 | 51.868 | 125.4 | 53.777 | 89.7 | 58.693 | | 2:44.338 | 151.7 |
| 14 | 52.539 | 132.4 | 54.439 | 91.7 | 59.257 | | 2:46.235 | 149.6 | 32 | 52.039 | 127.7 | 53.507 | 89.2 | 58.637 | | 2:44.183 | 151.7 |



6 + 6 HORAS DO ALGARVE

6+6 Horas do Algarve

21 - 23 June 2019

Laps and Sector Times - Treino Cronometrado 2

Autodromo Internacional Algarve - 4652 mtr.

| | | | | | | | | | | | | | | | |
|----|---------|-------|----------|-------|----------|----------|-------|----|---------------|-------|---------------|--------------|--------|-----------------|--------------|
| 15 | 52.688 | 129.5 | 54.389 | 87.4 | 59.899 | 2:46.976 | 152.3 | 33 | 52.050 | 127.2 | 53.777 | 84.5 | 58.579 | 2:44.406 | 152.1 |
| 16 | 52.721 | 128.1 | 54.094 | 101.4 | 59.022 | 2:45.837 | 153.2 | 34 | 53.392 | 117.1 | 55.248 | 75.4 | 58.588 | 2:47.228 | 151.7 |
| 17 | 53.495 | 130.0 | 55.799 | 89.3 | Pit In | 3:04.948 | 152.8 | 35 | <u>51.357</u> | 121.8 | <u>53.118</u> | <u>102.2</u> | 59.070 | <u>2:43.545</u> | <u>156.3</u> |
| 18 | Pit Out | 90.0 | 1:03.389 | 83.9 | 1:08.749 | 6:37.089 | | 36 | | | | | | | |

| 21 Pinto-Caldeira-Taveira-Eiriz | | | | | | | | Citroen C1 | | | | | | | | | |
|---------------------------------|---------|-------|---------------|-------|---------------|-------|-----------------|------------|-----|---------------|-------|----------|--------------|----------|-------|----------|--------------|
| lap | Sect-1 | Speed | Sect-2 | Speed | Sect-3 | Speed | lap time | Top Speed | lap | Sect-1 | Speed | Sect-2 | Speed | Sect-3 | Speed | lap time | Top Speed |
| 1 | Pit Out | 107.7 | 55.919 | 85.2 | 59.160 | | 3:52.884 | | 19 | 51.872 | 130.1 | 53.448 | 87.4 | 58.202 | | 2:43.522 | 150.4 |
| 2 | 51.942 | 126.3 | 53.010 | 91.5 | 58.336 | | 2:43.288 | 147.7 | 20 | 51.641 | 127.5 | 53.377 | 98.8 | 58.840 | | 2:43.858 | 152.5 |
| 3 | 52.132 | 127.5 | 53.039 | 88.3 | 57.982 | | 2:43.153 | 148.8 | 21 | 51.469 | 129.2 | 53.086 | 96.4 | 58.482 | | 2:43.037 | 151.9 |
| 4 | 51.688 | 131.4 | 52.879 | 91.8 | 58.198 | | 2:42.765 | 149.6 | 22 | 51.859 | 125.4 | 52.976 | <u>102.5</u> | 58.924 | | 2:43.759 | 150.6 |
| 5 | 51.478 | 129.0 | 52.756 | 99.3 | <u>57.801</u> | | <u>2:42.035</u> | 149.4 | 23 | 52.327 | 132.2 | 53.125 | 96.7 | 58.498 | | 2:43.950 | 145.0 |
| 6 | 51.571 | 130.9 | <u>52.752</u> | 96.6 | 57.939 | | 2:42.262 | 150.2 | 24 | <u>51.385</u> | 131.5 | 53.484 | 98.1 | 59.069 | | 2:43.938 | 149.6 |
| 7 | 52.262 | 122.0 | 55.860 | 88.7 | Pit In | | 2:57.516 | 149.4 | 25 | 51.648 | 129.5 | 52.930 | 99.3 | 58.191 | | 2:42.769 | 149.2 |
| 8 | Pit Out | 128.6 | 53.792 | 87.7 | 58.571 | | 4:54.526 | | 26 | 52.229 | 130.1 | 52.991 | 87.9 | Pit In | | 3:00.467 | 148.6 |
| 9 | 53.016 | 129.0 | 53.644 | 70.0 | 59.134 | | 2:45.794 | 145.9 | 27 | Pit Out | 103.3 | 1:02.944 | 80.1 | Pit In | | 9:57.934 | |
| 10 | 51.684 | 124.1 | 53.894 | 83.8 | 58.035 | | 2:43.613 | 151.5 | 28 | Pit Out | 112.3 | 56.928 | 85.0 | 1:00.936 | | 5:20.216 | |
| 11 | 51.772 | 116.0 | 53.844 | 83.8 | 58.082 | | 2:43.698 | 149.6 | 29 | 52.989 | 112.7 | 55.291 | 79.3 | 59.699 | | 2:47.979 | 148.4 |
| 12 | 51.681 | 125.6 | 53.459 | 89.0 | 58.145 | | 2:43.285 | 150.6 | 30 | 52.435 | 116.4 | 54.907 | 78.2 | 59.328 | | 2:46.670 | 147.3 |
| 13 | 51.942 | 130.1 | 53.464 | 92.2 | 58.006 | | 2:43.412 | 147.1 | 31 | 52.630 | 115.9 | 55.801 | 79.8 | 59.308 | | 2:47.739 | 148.1 |
| 14 | 52.117 | 127.2 | 55.023 | 83.9 | Pit In | | 2:54.118 | 146.9 | 32 | 52.625 | 113.0 | 54.477 | 88.6 | 59.293 | | 2:46.395 | 149.2 |
| 15 | Pit Out | 122.9 | 54.020 | 90.6 | 58.598 | | 6:48.428 | | 33 | 52.437 | 120.0 | 54.768 | 83.7 | Pit In | | 3:03.783 | 148.6 |
| 16 | 52.423 | 125.7 | 53.652 | 94.4 | 58.152 | | 2:44.227 | 145.2 | 34 | Pit Out | 116.3 | 54.299 | 87.1 | 59.327 | | 5:11.620 | |
| 17 | 51.764 | 127.7 | 54.913 | 92.2 | Pit In | | 2:52.603 | 148.4 | 35 | 51.591 | 123.9 | 53.334 | 88.0 | 59.124 | | 2:44.049 | <u>153.4</u> |
| 18 | Pit Out | 127.4 | 53.281 | 99.7 | 58.680 | | <u>5:26.342</u> | | 36 | 52.039 | 121.2 | 53.683 | 82.4 | 58.835 | | 2:44.557 | 150.8 |

| 22 Moura-Couto-Lousada-Teixeira | | | | | | | | Citroen C1 | | | | | | | | | |
|---------------------------------|---------|-------|--------|-------|---------------|-------|----------|------------|-----|---------------|-------|---------------|--------------|----------|-------|-----------------|--------------|
| lap | Sect-1 | Speed | Sect-2 | Speed | Sect-3 | Speed | lap time | Top Speed | lap | Sect-1 | Speed | Sect-2 | Speed | Sect-3 | Speed | lap time | Top Speed |
| 1 | Pit Out | 113.1 | 54.177 | 81.6 | 58.525 | | 2:43.276 | | 19 | 51.066 | 122.4 | 53.396 | 95.4 | 58.172 | | 2:42.634 | 155.4 |
| 2 | 51.277 | 125.3 | 53.155 | 101.3 | 58.126 | | 2:42.558 | 150.6 | 20 | 51.367 | 125.6 | 53.190 | 97.4 | 58.600 | | 2:43.157 | 151.7 |
| 3 | 50.992 | 127.8 | 52.663 | 99.5 | 58.032 | | 2:41.687 | 151.0 | 21 | 52.005 | 122.0 | 55.402 | 77.6 | 58.435 | | 2:45.842 | 150.2 |
| 4 | 51.186 | 129.2 | 52.942 | 95.0 | 57.773 | | 2:41.901 | 150.4 | 22 | 51.395 | 124.0 | 53.516 | 86.7 | 57.572 | | 2:42.483 | 153.6 |
| 5 | 51.064 | 128.6 | 53.625 | 100.9 | 58.321 | | 2:43.010 | 154.1 | 23 | 51.248 | 127.1 | 53.545 | 94.8 | 58.313 | | 2:43.106 | 152.1 |
| 6 | 52.184 | 133.0 | 54.172 | 96.8 | 58.662 | | 2:45.018 | 153.0 | 24 | 51.498 | 124.7 | 57.908 | 82.4 | Pit In | | 2:56.667 | 150.4 |
| 7 | 52.882 | 126.9 | 53.153 | 91.4 | 57.862 | | 2:43.897 | 154.5 | 25 | Pit Out | 117.3 | 53.117 | 97.6 | 58.270 | | 6:16.477 | |
| 8 | 52.503 | 126.9 | 53.654 | 94.7 | Pit In | | 2:55.609 | 153.8 | 26 | 50.923 | 128.7 | 53.125 | 103.5 | 58.176 | | 2:42.224 | 151.5 |
| 9 | Pit Out | 128.0 | 52.965 | 91.1 | 58.259 | | 4:30.617 | | 27 | 50.577 | 128.4 | 52.695 | 101.6 | 1:00.874 | | 2:44.146 | 153.2 |
| 10 | 52.242 | 120.4 | 53.291 | 89.3 | 57.971 | | 2:43.504 | 150.0 | 28 | 55.551 | 101.5 | 1:04.521 | 84.4 | 1:22.849 | | 3:22.921 | 149.8 |
| 11 | 51.645 | 127.4 | 53.233 | 87.9 | 57.768 | | 2:42.646 | 145.7 | 29 | <u>50.220</u> | 129.0 | <u>52.208</u> | 100.5 | 58.264 | | <u>2:40.692</u> | 156.1 |
| 12 | 51.175 | 127.7 | 53.320 | 89.4 | 57.499 | | 2:41.994 | 150.6 | 30 | 50.673 | 127.5 | 53.189 | 101.0 | 58.368 | | 2:42.230 | 156.7 |
| 13 | 50.803 | 128.0 | 53.319 | 89.9 | <u>57.490</u> | | 2:41.612 | 153.2 | 31 | 50.784 | 126.9 | 53.010 | 97.9 | 57.958 | | 2:41.752 | <u>157.0</u> |
| 14 | 50.941 | 128.9 | 53.396 | 94.7 | 58.318 | | 2:42.655 | 152.3 | 32 | 51.130 | 125.9 | 53.355 | 92.2 | Pit In | | 2:52.131 | 155.6 |
| 15 | 51.206 | 127.8 | 53.252 | 96.5 | 58.060 | | 2:42.518 | 156.1 | 33 | Pit Out | 118.8 | 53.016 | 100.4 | 57.844 | | 9:23.404 | |
| 16 | 51.863 | 123.3 | 52.822 | 90.0 | Pit In | | 2:48.774 | 150.4 | 34 | 50.825 | 128.6 | 52.558 | <u>105.1</u> | 58.195 | | 2:41.578 | 154.3 |
| 17 | Pit Out | 118.7 | 53.867 | 89.2 | 58.999 | | 4:21.839 | | 35 | 50.980 | 131.5 | 52.395 | 98.8 | 57.812 | | 2:41.187 | 150.4 |
| 18 | 51.696 | 125.9 | 54.203 | 91.9 | 58.915 | | 2:44.814 | 153.0 | 36 | 50.897 | 129.3 | 52.499 | 101.3 | Pit In | | 2:53.870 | 153.8 |

| 26 Vilela-Negrais-Silva-Vinagre-Rebello Martins | | | | | | | | Citroen C1 | | | | | | | | | |
|---|---------|-------|--------|-------|--------|-------|-----------------|------------|-----|---------------|-------|---------------|-------------|---------------|-------|----------|--------------|
| lap | Sect-1 | Speed | Sect-2 | Speed | Sect-3 | Speed | lap time | Top Speed | lap | Sect-1 | Speed | Sect-2 | Speed | Sect-3 | Speed | lap time | Top Speed |
| 1 | Pit Out | 129.5 | 52.310 | 91.8 | 58.113 | | 2:39.786 | | 16 | 51.196 | 129.3 | 52.770 | 90.0 | <u>57.183</u> | | 2:41.149 | 153.6 |
| 2 | 50.873 | 128.1 | 52.544 | 88.8 | 57.950 | | 2:41.367 | 150.8 | 17 | 51.754 | 130.9 | <u>52.117</u> | 98.1 | 57.388 | | 2:41.259 | 155.6 |
| 3 | 50.806 | 130.0 | 52.779 | 86.7 | 57.637 | | 2:41.222 | 151.9 | 18 | <u>50.548</u> | 132.0 | 52.181 | 82.6 | Pit In | | 2:49.652 | 156.3 |
| 4 | 51.169 | 132.4 | 52.468 | 91.2 | 57.687 | | 2:41.324 | 153.2 | 19 | Pit Out | 129.2 | 52.926 | <u>98.8</u> | 57.488 | | 6:43.166 | |
| 5 | 51.160 | 132.2 | 53.031 | 85.1 | Pit In | | 2:49.263 | 154.1 | 20 | 51.798 | 129.0 | 52.483 | 92.6 | 57.283 | | 2:41.564 | 152.1 |
| 6 | Pit Out | 129.0 | 52.766 | 86.7 | 59.837 | | 4:36.444 | | 21 | 50.551 | 126.5 | 52.623 | 98.5 | 58.481 | | 2:41.655 | 155.2 |
| 7 | 50.609 | 131.4 | 52.834 | 88.7 | 57.250 | | <u>2:40.693</u> | 154.9 | 22 | 50.683 | 128.0 | 52.618 | 96.7 | 57.503 | | 2:40.804 | <u>158.1</u> |
| 8 | 50.909 | 130.4 | 52.690 | 85.0 | 57.187 | | 2:40.786 | 150.6 | 23 | 50.778 | 130.1 | 52.559 | 90.8 | 57.725 | | 2:41.062 | 152.5 |
| 9 | 51.182 | 117.4 | 54.111 | 88.1 | 58.138 | | 2:43.431 | 151.7 | 24 | 50.868 | 127.5 | 52.808 | 89.8 | Pit In | | 2:46.651 | 154.1 |
| 10 | 51.209 | 123.9 | 53.097 | 82.7 | 57.426 | | 2:41.732 | 154.9 | 25 | Pit Out | 128.3 | 53.141 | 85.2 | 58.065 | | 4:32.009 | |
| 11 | 50.623 | 132.5 | 52.776 | 82.1 | 57.433 | | 2:40.832 | 152.1 | 26 | 51.499 | 117.8 | 53.166 | 86.8 | 57.974 | | 2:42.639 | 154.7 |

6 + 6 HORAS DO ALGARVE

6+6 Horas do Algarve

21 - 23 June 2019

Laps and Sector Times - Treino Cronometrado 2

Autodromo Internacional Algarve - 4652 mtr.

| | | | | | | | | | | | | | | | |
|----|---------|-------|--------|------|--------|----------|-------|----|--------|-------|--------|------|--------|----------|-------|
| 12 | 51.479 | 128.0 | 52.540 | 85.9 | Pit In | 2:48.239 | 156.3 | 27 | 51.210 | 126.6 | 52.833 | 86.7 | 57.958 | 2:42.001 | 152.1 |
| 13 | Pit Out | 129.3 | 52.476 | 97.3 | 57.215 | 4:23.886 | | 28 | 51.273 | 126.9 | 53.377 | 85.3 | 57.737 | 2:42.387 | 151.3 |
| 14 | 50.855 | 131.2 | 52.746 | 91.7 | 57.825 | 2:41.426 | 157.4 | 29 | 51.188 | 129.7 | 52.767 | 92.1 | Pit In | 2:49.277 | 157.0 |
| 15 | 51.017 | 128.7 | 52.972 | 91.8 | 57.536 | 2:41.525 | 153.0 | 30 | | | | | | | |

| 32 Soares-Antas-Ferreira-Gago-de Sousa-Setas | | | | | | | | | Citroen C1 | | | | | | | | |
|--|---------------|-------|--------|--------------|--------|-------|----------|-----------|------------|---------|-------|---------------|-------|---------------|-----------------|--------------|-----------|
| lap | Sect-1 | Speed | Sect-2 | Speed | Sect-3 | Speed | lap time | Top Speed | lap | Sect-1 | Speed | Sect-2 | Speed | Sect-3 | Speed | lap time | Top Speed |
| 1 | Pit Out | 110.4 | 55.758 | 91.3 | 58.981 | | 2:45.584 | | 20 | 51.512 | 126.3 | 53.099 | 95.7 | 57.994 | 2:42.605 | 152.3 | |
| 2 | 51.976 | 119.5 | 54.208 | 89.6 | 58.286 | | 2:44.470 | 150.0 | 21 | 51.773 | 125.1 | 54.477 | 96.5 | 57.904 | 2:44.154 | 152.5 | |
| 3 | 51.640 | 115.1 | 54.377 | 96.3 | 58.682 | | 2:44.699 | 150.2 | 22 | 51.220 | 130.1 | 53.053 | 88.8 | <u>57.606</u> | <u>2:41.879</u> | 156.7 | |
| 4 | 51.945 | 115.9 | 54.823 | 88.5 | 58.373 | | 2:45.141 | 151.0 | 23 | 51.221 | 129.8 | <u>52.825</u> | 94.7 | 57.979 | 2:42.025 | 154.7 | |
| 5 | 51.855 | 117.1 | 54.758 | 95.5 | Pit In | | 2:59.544 | 150.8 | 24 | 51.224 | 125.0 | 52.948 | 96.3 | 57.997 | 2:42.169 | 153.2 | |
| 6 | Pit Out | 127.8 | 53.290 | 103.9 | 58.596 | | 6:02.046 | | 25 | 51.284 | 124.4 | 53.392 | 87.7 | Pit In | 2:48.056 | 153.2 | |
| 7 | 51.711 | 129.2 | 53.045 | 100.5 | 58.566 | | 2:43.322 | 150.2 | 26 | Pit Out | 126.9 | 54.299 | 80.8 | 58.959 | 5:06.632 | | |
| 8 | 51.691 | 130.4 | 53.165 | 98.8 | 57.962 | | 2:42.818 | 151.3 | 27 | 52.065 | 121.5 | 53.774 | 83.1 | 58.363 | 2:44.202 | 151.9 | |
| 9 | 51.310 | 125.3 | 53.905 | 103.4 | 58.254 | | 2:43.469 | 154.1 | 28 | 53.198 | 120.5 | 53.948 | 83.5 | 58.533 | 2:45.679 | 155.8 | |
| 10 | 51.363 | 129.2 | 53.147 | 97.9 | 57.864 | | 2:42.374 | 152.1 | 29 | 55.886 | 82.3 | 57.770 | 80.0 | 1:01.534 | 2:55.190 | 152.5 | |
| 11 | 51.530 | 127.7 | 53.080 | 94.7 | 57.790 | | 2:42.400 | 151.7 | 30 | 51.240 | 118.8 | 54.162 | 85.3 | 59.831 | 2:45.233 | <u>158.6</u> | |
| 12 | <u>50.708</u> | 124.1 | 53.774 | 101.6 | 58.300 | | 2:42.782 | 153.8 | 31 | 51.404 | 127.5 | 53.048 | 93.1 | 58.268 | 2:42.720 | 154.5 | |
| 13 | 51.104 | 127.2 | 53.096 | <u>105.6</u> | 58.284 | | 2:42.484 | 153.6 | 32 | 52.470 | 125.4 | 53.343 | 82.9 | 57.855 | 2:43.668 | 156.5 | |
| 14 | 52.188 | 130.6 | 52.855 | 97.5 | Pit In | | 2:50.715 | 154.5 | 33 | 52.279 | 125.1 | 53.163 | 88.2 | Pit In | 2:48.437 | 150.8 | |
| 15 | Pit Out | 121.1 | 53.552 | 93.0 | 58.326 | | 6:05.902 | | 34 | Pit Out | 117.4 | 55.250 | 94.2 | 59.113 | 6:28.460 | | |
| 16 | 51.876 | 126.2 | 53.518 | 89.3 | 57.891 | | 2:43.285 | 151.7 | 35 | 52.221 | 117.0 | 54.886 | 94.7 | 58.698 | 2:45.805 | 152.8 | |
| 17 | 51.478 | 123.0 | 53.568 | 83.2 | 58.800 | | 2:43.846 | 151.3 | 36 | 51.478 | 122.6 | 54.712 | 96.9 | 58.717 | 2:44.907 | 156.5 | |
| 18 | 51.512 | 126.8 | 53.123 | 90.2 | 58.026 | | 2:42.661 | 152.8 | 37 | 51.860 | 118.6 | 54.161 | 96.8 | 58.767 | 2:44.788 | 151.7 | |
| 19 | 51.627 | 131.1 | 53.705 | 90.5 | 58.638 | | 2:43.970 | 153.2 | 38 | 52.546 | 120.5 | 55.398 | 94.7 | Pit In | 2:57.195 | 150.0 | |

| 33 Ferreira-Simões-Pinho-Fernandes-Oliveira-Mesquita | | | | | | | | | Citroen C1 | | | | | | | | |
|--|---------|-------|--------|-------|--------|-------|----------|-----------|------------|---------------|-------|---------------|-------------|---------------|-----------------|--------------|-----------|
| lap | Sect-1 | Speed | Sect-2 | Speed | Sect-3 | Speed | lap time | Top Speed | lap | Sect-1 | Speed | Sect-2 | Speed | Sect-3 | Speed | lap time | Top Speed |
| 1 | Pit Out | 124.9 | 54.119 | 90.8 | 58.803 | | 2:45.710 | | 15 | 51.970 | 128.7 | 53.798 | 77.9 | 58.890 | 2:44.658 | 153.4 | |
| 2 | 52.108 | 129.0 | 53.699 | 86.1 | 58.588 | | 2:44.395 | 149.0 | 16 | 51.980 | 126.0 | 54.160 | 74.4 | Pit In | 2:53.715 | 152.1 | |
| 3 | 52.304 | 126.3 | 53.455 | 90.2 | 58.466 | | 2:44.225 | 151.0 | 17 | Pit Out | 114.4 | 55.917 | 81.7 | 1:00.423 | 4:32.054 | | |
| 4 | 52.126 | 126.8 | 53.380 | 88.8 | 58.426 | | 2:43.932 | 150.4 | 18 | 57.314 | 117.5 | 55.231 | 87.3 | 59.455 | 2:42.000 | 147.9 | |
| 5 | 51.944 | | 53.138 | 90.2 | 58.165 | | 2:43.247 | 151.5 | 19 | 53.436 | | 55.722 | 85.7 | 59.797 | 2:48.955 | 154.1 | |
| 6 | 52.158 | 126.0 | 53.483 | 84.0 | 58.111 | | 2:43.752 | 150.8 | 20 | 52.943 | 112.7 | 54.700 | 85.7 | Pit In | 2:56.825 | 151.0 | |
| 7 | 51.903 | 129.8 | 54.499 | 78.9 | Pit In | | 2:53.980 | 150.2 | 21 | Pit Out | 129.5 | 53.857 | 73.9 | 1:00.623 | 6:57.267 | | |
| 8 | Pit Out | 120.7 | 55.528 | 85.6 | 59.345 | | 5:44.188 | | 22 | 51.572 | 129.3 | 53.161 | 79.9 | 57.992 | 2:42.725 | 150.4 | |
| 9 | 53.520 | 112.1 | 56.141 | 81.9 | 58.857 | | 2:48.518 | 151.5 | 23 | 51.623 | 127.4 | 53.105 | 78.3 | 58.036 | 2:42.764 | 154.1 | |
| 10 | 56.909 | 112.9 | 55.792 | 89.0 | Pit In | | 3:02.336 | 146.9 | 24 | 51.574 | 129.8 | 53.211 | 80.7 | 58.385 | 2:43.170 | 152.3 | |
| 11 | Pit Out | | 54.362 | 88.6 | 58.786 | | 4:53.459 | | 25 | 52.368 | 131.9 | 53.040 | 87.1 | Pit In | 2:50.178 | 150.4 | |
| 12 | 53.567 | | 54.557 | 90.9 | Pit In | | 2:56.272 | 151.0 | 26 | Pit Out | 128.0 | 53.114 | 87.7 | 1:00.392 | 4:37.094 | | |
| 13 | Pit Out | 118.6 | 54.883 | 77.0 | 58.842 | | 4:29.442 | | 27 | <u>50.811</u> | | <u>52.641</u> | <u>93.1</u> | <u>57.487</u> | <u>2:40.939</u> | <u>156.7</u> | |
| 14 | 52.323 | 121.6 | 54.176 | 81.0 | 59.495 | | 2:45.994 | 151.3 | 28 | | | | | | | | |

| 34 Carvalho-Marques-Correia | | | | | | | | | Citroen C1 | | | | | | | | |
|-----------------------------|---------|-------|--------|-------|----------|-------|----------|-----------|------------|---------------|-------|--------|--------------|---------------|-----------------|--------------|-----------|
| lap | Sect-1 | Speed | Sect-2 | Speed | Sect-3 | Speed | lap time | Top Speed | lap | Sect-1 | Speed | Sect-2 | Speed | Sect-3 | Speed | lap time | Top Speed |
| 1 | Pit Out | 122.9 | 54.198 | 83.1 | 58.457 | | 2:42.306 | | 18 | 51.306 | 125.1 | 53.048 | 88.5 | 58.136 | 2:42.490 | 151.0 | |
| 2 | 57.487 | 123.9 | 53.662 | 87.2 | 58.441 | | 2:49.590 | 147.5 | 19 | 51.879 | 129.2 | 53.090 | 90.5 | 1:00.908 | 2:45.877 | 151.9 | |
| 3 | 51.628 | 127.7 | 53.205 | 85.2 | 58.240 | | 2:43.073 | 148.1 | 20 | 50.923 | 129.7 | 53.017 | 92.5 | 57.829 | 2:41.769 | 154.3 | |
| 4 | 51.512 | 128.0 | 52.971 | 88.2 | 58.611 | | 2:43.094 | 148.4 | 21 | 51.585 | 128.7 | 52.773 | <u>101.6</u> | 58.031 | 2:42.389 | 146.3 | |
| 5 | 51.465 | 128.1 | 53.373 | 84.2 | 58.249 | | 2:43.087 | 149.6 | 22 | <u>50.728</u> | 128.4 | 52.866 | 91.0 | <u>57.522</u> | <u>2:41.116</u> | 155.4 | |
| 6 | 51.591 | 129.5 | 52.974 | 90.2 | 58.384 | | 2:42.949 | 149.4 | 23 | 51.851 | 122.3 | 53.701 | 94.2 | 58.072 | 2:43.624 | <u>155.6</u> | |
| 7 | 51.481 | 130.1 | 52.948 | 86.8 | Pit In | | 2:49.033 | 149.6 | 24 | 51.003 | 130.8 | 52.965 | 92.5 | 57.651 | 2:41.619 | 152.8 | |
| 8 | Pit Out | 100.6 | 57.676 | 81.9 | 1:00.846 | | 6:17.665 | | 25 | 51.449 | 130.0 | 52.936 | 86.4 | 57.820 | 2:42.205 | 153.0 | |
| 9 | 55.448 | 118.2 | 56.140 | 77.8 | 1:00.400 | | 2:51.988 | 150.2 | 26 | 50.931 | 131.9 | 53.287 | 89.0 | Pit In | 2:48.535 | 152.3 | |
| 10 | 53.644 | 110.4 | 55.654 | 80.5 | 1:00.531 | | 2:49.829 | 147.7 | 27 | Pit Out | 124.3 | 53.339 | 82.4 | 58.214 | 6:18.181 | | |
| 11 | 53.607 | 121.3 | 55.566 | 78.5 | 1:00.305 | | 2:49.478 | 149.0 | 28 | 52.137 | 130.8 | 52.776 | 84.1 | 57.819 | 2:42.732 | 152.3 | |
| 12 | 54.267 | 107.1 | 59.612 | 82.2 | 1:00.718 | | 2:54.597 | 151.0 | 29 | 51.536 | 127.8 | 52.846 | 94.4 | 58.102 | 2:42.484 | 152.5 | |
| 13 | 57.874 | 105.3 | 55.314 | 78.9 | 1:01.426 | | 2:54.614 | 150.8 | 30 | 51.211 | 130.8 | 53.043 | 89.6 | 58.395 | 2:42.649 | 152.1 | |
| 14 | 56.090 | 117.8 | 54.765 | 92.5 | 1:00.050 | | 2:50.905 | 143.6 | 31 | 51.322 | 128.6 | 53.279 | 91.7 | 57.828 | 2:42.429 | 151.0 | |

6 + 6 HORAS DO ALGARVE

6 + 6 Horas do Algarve

21 - 23 June 2019

Laps and Sector Times - Treino Cronometrado 2

Autodromo Internacional Algarve - 4652 mtr.

| | | | | | | | | | | | | | | | |
|----|---------|-------|--------|------|--------|----------|-------|----|--------|-------|--------|------|--------|----------|-------|
| 15 | 53.171 | 117.6 | 56.762 | 85.0 | Pit In | 3:01.824 | 153.0 | 32 | 52.104 | | 55.755 | 83.8 | 58.967 | 2:46.826 | 152.8 |
| 16 | Pit Out | 120.3 | 53.201 | 88.5 | 58.713 | 6:28.523 | | 33 | 51.569 | 131.2 | 53.055 | 87.2 | 58.761 | 2:43.385 | 153.4 |
| 17 | 52.620 | 125.4 | 53.335 | 86.9 | 58.311 | 2:44.266 | 149.6 | 34 | 50.916 | 132.5 | 52.619 | 99.9 | 59.362 | 2:42.897 | 154.1 |

| 40 | | | | | | | | Águas-Carrilho-Hilgers-Palos-Palos-Correia | | | | | | | | Citroen C1 | | | | | | | |
|-----|---------|-------|--------|-------|--------|-------|----------|--|-----|----------|-------|----------|-------|----------|-------|------------|-----------|--|--|--|--|--|--|
| lap | Sect-1 | Speed | Sect-2 | Speed | Sect-3 | Speed | lap time | Top Speed | lap | Sect-1 | Speed | Sect-2 | Speed | Sect-3 | Speed | lap time | Top Speed | | | | | | |
| 1 | Pit Out | 110.0 | 55.456 | 77.8 | 59.103 | | 2:44.471 | | 14 | Pit Out | | 58.317 | 80.8 | 1:03.319 | | 5:19.045 | | | | | | | |
| 2 | 51.395 | 129.5 | 53.661 | 84.4 | 58.724 | | 2:43.780 | 149.2 | 15 | 1:05.957 | 114.5 | 56.012 | 90.0 | 1:12.985 | | 3:14.954 | 108.9 | | | | | | |
| 3 | 52.017 | 129.2 | 53.124 | 91.1 | 58.791 | | 2:43.932 | 150.0 | 16 | 1:11.556 | 87.9 | 1:05.050 | 78.5 | Pit In | | 3:28.573 | 88.6 | | | | | | |
| 4 | 51.474 | 128.3 | 53.090 | 87.8 | 58.668 | | 2:43.232 | 150.8 | 17 | Pit Out | 83.5 | 1:07.524 | 72.7 | 1:14.868 | | 5:48.563 | | | | | | | |
| 5 | 51.319 | 129.0 | 52.836 | 87.8 | 58.240 | | 2:42.395 | 150.8 | 18 | 1:07.315 | 82.3 | 1:04.257 | 80.6 | 1:14.060 | | 3:25.632 | 106.4 | | | | | | |
| 6 | 50.922 | | 53.410 | 88.5 | 58.379 | | 2:42.711 | 153.2 | 19 | 1:06.512 | 92.0 | 1:06.978 | 69.9 | Pit In | | 3:34.982 | 105.4 | | | | | | |
| 7 | 51.565 | 131.1 | 52.991 | 97.9 | 58.672 | | 2:43.228 | 149.8 | 20 | Pit Out | 84.7 | 1:16.031 | 37.6 | 1:15.026 | | 5:41.956 | | | | | | | |
| 8 | 51.572 | 127.7 | 53.225 | 76.8 | 58.366 | | 2:43.163 | 150.2 | 21 | 1:10.340 | 77.1 | 1:09.047 | 54.4 | Pit In | | 3:40.823 | 101.2 | | | | | | |
| 9 | 51.582 | 129.2 | 53.445 | 84.7 | Pit In | | 2:49.465 | 151.3 | 22 | Pit Out | 78.8 | 1:21.821 | 59.0 | 1:28.467 | | 7:47.812 | | | | | | | |
| 10 | Pit Out | 124.6 | 54.317 | 86.1 | 58.760 | | 5:04.209 | | 23 | 1:20.330 | 49.8 | 1:16.294 | 76.9 | 1:19.440 | | 3:56.064 | 90.3 | | | | | | |
| 11 | 52.374 | 127.2 | 54.068 | 86.7 | 58.603 | | 2:45.045 | 151.0 | 24 | 1:21.121 | 79.3 | 1:12.148 | 80.2 | Pit In | | 3:56.593 | 85.9 | | | | | | |
| 12 | 52.474 | 122.2 | 54.742 | 89.9 | 58.217 | | 2:45.433 | 149.6 | 25 | Pit Out | | 1:13.436 | 67.5 | Pit In | | 5:51.161 | | | | | | | |
| 13 | 52.481 | 114.4 | 58.627 | 91.8 | Pit In | | 3:03.898 | 150.2 | 26 | | | | | | | | | | | | | | |

| 41 | | | | | | | | Castanheira-Camelo-Pardal | | | | | | | | Citroen C1 | | | | | | | |
|-----|---------|-------|--------|-------|--------|-------|----------|---------------------------|-----|---------|-------|--------|-------|--------|-------|------------|-----------|--|--|--|--|--|--|
| lap | Sect-1 | Speed | Sect-2 | Speed | Sect-3 | Speed | lap time | Top Speed | lap | Sect-1 | Speed | Sect-2 | Speed | Sect-3 | Speed | lap time | Top Speed | | | | | | |
| 1 | Pit Out | 125.3 | 54.874 | 95.1 | 59.216 | | 2:46.004 | | 14 | 52.157 | 127.4 | 53.616 | 78.9 | 58.439 | | 2:44.212 | 156.1 | | | | | | |
| 2 | 52.213 | 128.9 | 54.260 | 87.0 | 59.151 | | 2:45.624 | 151.0 | 15 | 51.760 | 129.5 | 53.370 | 75.9 | 58.550 | | 2:43.680 | 152.1 | | | | | | |
| 3 | 51.436 | 131.7 | 53.193 | 91.3 | 58.219 | | 2:42.848 | 151.0 | 16 | 51.059 | 131.1 | 54.023 | 78.8 | 58.765 | | 2:43.847 | 157.4 | | | | | | |
| 4 | 52.029 | 129.8 | 53.379 | 92.4 | 58.928 | | 2:44.336 | 151.0 | 17 | 56.235 | 125.4 | 53.010 | 73.0 | 58.331 | | 2:47.576 | 150.8 | | | | | | |
| 5 | 51.244 | 131.2 | 53.043 | 93.7 | 58.194 | | 2:42.481 | 152.1 | 18 | 51.762 | 128.7 | 53.248 | 83.9 | Pit In | | 2:48.529 | 154.9 | | | | | | |
| 6 | 51.153 | 132.7 | 52.791 | 95.7 | 58.295 | | 2:42.239 | 150.0 | 19 | Pit Out | 123.9 | 54.995 | 92.7 | 58.245 | | 15:28.098 | | | | | | | |
| 7 | 51.736 | 119.9 | 55.900 | 87.0 | Pit In | | 2:54.038 | 151.9 | 20 | 52.443 | 129.2 | 53.181 | 97.0 | 57.784 | | 2:43.408 | 152.3 | | | | | | |
| 8 | Pit Out | 129.0 | 55.028 | 84.0 | 58.618 | | 6:16.584 | | 21 | 51.476 | 130.1 | 52.958 | 96.9 | 58.019 | | 2:42.453 | 151.9 | | | | | | |
| 9 | 52.007 | 110.8 | 53.293 | 90.6 | 57.897 | | 2:43.197 | 152.5 | 22 | 51.829 | 131.5 | 53.615 | 88.7 | Pit In | | 2:49.177 | 150.8 | | | | | | |
| 10 | 51.373 | 130.3 | 52.916 | 95.1 | 58.481 | | 2:42.770 | 156.1 | 23 | Pit Out | 129.7 | 55.327 | 75.5 | 59.035 | | 5:49.454 | | | | | | | |
| 11 | 52.118 | 131.9 | 53.253 | 89.7 | 58.075 | | 2:43.446 | 151.0 | 24 | 51.162 | 132.0 | 53.460 | 94.9 | 58.354 | | 2:42.976 | 151.0 | | | | | | |
| 12 | 56.463 | 103.4 | 59.927 | 82.6 | Pit In | | 3:11.688 | 140.8 | 25 | 51.676 | 127.8 | 53.738 | 87.4 | Pit In | | 2:51.002 | 153.4 | | | | | | |
| 13 | Pit Out | 125.3 | 53.243 | 90.1 | 58.918 | | 6:04.117 | | 26 | | | | | | | | | | | | | | |

| 44 | | | | | | | | Oliveira-Ribeiro-Carvalho | | | | | | | | Citroen C1 | | | | | | | |
|-----|---------|-------|--------|-------|--------|-------|----------|---------------------------|-----|---------|-------|--------|-------|--------|-------|------------|-----------|--|--|--|--|--|--|
| lap | Sect-1 | Speed | Sect-2 | Speed | Sect-3 | Speed | lap time | Top Speed | lap | Sect-1 | Speed | Sect-2 | Speed | Sect-3 | Speed | lap time | Top Speed | | | | | | |
| 1 | Pit Out | 128.6 | 52.862 | 96.1 | 57.978 | | 2:40.534 | | 14 | 50.977 | 129.0 | 52.057 | 104.3 | 57.990 | | 2:41.024 | 153.8 | | | | | | |
| 2 | 50.626 | 129.5 | 53.531 | 98.4 | 57.901 | | 2:42.058 | 153.2 | 15 | 51.449 | 125.4 | 52.278 | 93.8 | 58.364 | | 2:42.091 | 152.5 | | | | | | |
| 3 | 50.678 | 130.0 | 53.410 | 102.3 | 58.137 | | 2:42.225 | 152.8 | 16 | 50.937 | 128.7 | 52.435 | 94.1 | 57.629 | | 2:41.001 | 153.4 | | | | | | |
| 4 | 50.751 | 130.0 | 54.216 | 95.7 | Pit In | | 2:51.603 | 152.3 | 17 | 50.758 | 128.9 | 52.579 | 103.3 | 57.997 | | 2:41.334 | 155.8 | | | | | | |
| 5 | Pit Out | 124.0 | 53.349 | 93.0 | 58.592 | | 6:04.503 | | 18 | 50.872 | | 52.640 | 89.3 | 57.974 | | 2:41.486 | 153.6 | | | | | | |
| 6 | 51.424 | 126.6 | 52.851 | 99.0 | 58.235 | | 2:42.510 | 151.5 | 19 | 50.916 | 129.3 | 52.334 | 97.7 | 58.041 | | 2:41.291 | 152.8 | | | | | | |
| 7 | 51.285 | 126.9 | 52.425 | 97.9 | 57.836 | | 2:41.546 | 150.4 | 20 | 51.214 | 124.4 | 52.266 | 100.6 | 58.314 | | 2:41.794 | 152.1 | | | | | | |
| 8 | 51.459 | 127.1 | 52.449 | 91.1 | Pit In | | 2:48.593 | 150.6 | 21 | 50.935 | 125.3 | 52.551 | 91.2 | 57.786 | | 2:41.272 | 153.0 | | | | | | |
| 9 | Pit Out | 125.9 | 53.089 | 92.2 | 57.897 | | 4:22.561 | | 22 | 51.487 | 128.3 | 52.501 | 91.1 | Pit In | | 3:01.439 | 152.1 | | | | | | |
| 10 | 51.454 | 128.3 | 52.793 | 95.9 | 58.015 | | 2:42.262 | 151.7 | 23 | Pit Out | 124.4 | 52.896 | 99.5 | 59.514 | | 7:29.084 | | | | | | | |
| 11 | 51.382 | 126.2 | 52.699 | 95.7 | 57.711 | | 2:41.792 | 150.6 | 24 | 51.805 | 111.9 | 53.351 | 86.6 | 58.799 | | 2:43.955 | 149.6 | | | | | | |
| 12 | 50.716 | 127.1 | 52.525 | 91.8 | Pit In | | 2:46.266 | 153.8 | 25 | 51.103 | | 52.972 | 85.1 | Pit In | | 2:53.994 | 150.4 | | | | | | |
| 13 | Pit Out | 126.8 | 53.815 | 92.3 | 58.430 | | 4:01.374 | | 26 | Pit Out | 121.3 | 52.955 | 96.1 | Pit In | | 4:36.484 | | | | | | | |

| 77 | | | | | | | | Batina-Vaz-Sales | | | | | | | | Citroen C1 | | | | | | | |
|-----|---------|-------|--------|-------|----------|-------|----------|------------------|-----|---------|-------|--------|-------|----------|-------|------------|-----------|--|--|--|--|--|--|
| lap | Sect-1 | Speed | Sect-2 | Speed | Sect-3 | Speed | lap time | Top Speed | lap | Sect-1 | Speed | Sect-2 | Speed | Sect-3 | Speed | lap time | Top Speed | | | | | | |
| 1 | Pit Out | 120.4 | 55.801 | 88.3 | 1:00.866 | | 2:48.856 | | 16 | 52.533 | 130.4 | 54.697 | 84.4 | 1:00.050 | | 2:47.280 | 147.7 | | | | | | |
| 2 | 53.210 | 121.9 | 55.021 | 95.0 | 1:00.067 | | 2:48.298 | 147.1 | 17 | 52.447 | 125.9 | 54.574 | 85.0 | 1:00.338 | | 2:47.359 | 150.2 | | | | | | |
| 3 | 53.163 | 124.0 | 55.256 | 85.9 | 1:01.073 | | 2:49.492 | 147.3 | 18 | 52.348 | 129.3 | 54.568 | 80.8 | 1:00.420 | | 2:47.336 | 148.6 | | | | | | |
| 4 | 52.877 | 127.4 | 54.674 | 85.7 | 1:00.243 | | 2:47.794 | 149.2 | 19 | 52.870 | 127.8 | 54.519 | 83.7 | 1:00.320 | | 2:47.709 | 148.6 | | | | | | |
| 5 | 52.542 | 127.1 | 55.302 | 88.5 | 1:00.907 | | 2:48.751 | 148.4 | 20 | 52.198 | 130.3 | 54.895 | 92.2 | Pit In | | 2:57.993 | 150.2 | | | | | | |
| 6 | 52.460 | 129.2 | 54.829 | 94.3 | 1:00.100 | | 2:47.389 | 151.5 | 21 | Pit Out | 122.9 | 56.204 | 90.1 | 58.997 | | 5:56.682 | | | | | | | |

6 + 6 HORAS DO ALGARVE

6+6 Horas do Algarve

21 - 23 June 2019

Laps and Sector Times - Treino Cronometrado 2

Autodromo Internacional Algarve - 4652 mtr.

| | | | | | | | | | | | | | | | |
|----|---------|-------|--------|------|----------|----------|-------|----|---------------|-------|---------------|-------------|---------------|-----------------|--------------|
| 7 | 53.016 | 127.4 | 54.739 | 98.5 | 1:00.506 | 2:48.261 | 146.3 | 22 | 51.928 | 128.7 | 54.104 | 87.4 | 58.776 | 2:44.808 | 148.4 |
| 8 | 52.538 | 130.1 | 55.810 | 89.1 | 1:00.486 | 2:48.834 | 149.6 | 23 | 51.587 | 129.5 | 53.743 | <u>99.1</u> | 1:01.234 | 2:46.564 | 151.3 |
| 9 | 53.171 | 126.2 | 54.889 | 91.1 | 1:00.216 | 2:48.276 | 146.7 | 24 | 51.636 | 128.9 | 53.826 | 94.7 | 59.030 | 2:44.492 | 151.0 |
| 10 | 53.010 | 126.5 | 54.903 | 87.2 | Pit In | 2:56.817 | 147.3 | 25 | 51.965 | 129.8 | 53.950 | 92.3 | 58.734 | 2:44.649 | 149.4 |
| 11 | Pit Out | 118.8 | 54.454 | 93.2 | 59.830 | 5:42.073 | | 26 | <u>51.373</u> | 131.2 | <u>53.498</u> | 94.1 | 58.845 | <u>2:43.716</u> | 150.2 |
| 12 | 52.564 | 126.5 | 54.013 | 95.4 | 59.361 | 2:45.938 | 149.8 | 27 | 59.838 | 103.3 | 1:00.264 | 73.0 | 1:07.926 | 3:08.028 | 150.2 |
| 13 | 52.633 | 126.8 | 53.983 | 95.7 | 1:00.147 | 2:46.763 | 149.4 | 28 | 51.805 | 128.0 | 53.951 | 92.8 | <u>58.359</u> | 2:44.115 | 150.2 |
| 14 | 52.481 | 128.4 | 54.827 | 80.9 | 59.389 | 2:46.697 | 151.0 | 29 | 52.597 | 125.0 | 54.293 | 91.8 | Pit In | 2:53.509 | <u>151.7</u> |
| 15 | 52.557 | 130.1 | 54.271 | 88.3 | 59.148 | 2:45.976 | 148.6 | 30 | | | | | | | |

| 81 Rodrigues-Brandão-Hernandez-Benito Diéguez-Maia | | | | | | | | Citroen C1 | | | | | | | | | |
|--|---------|-------|----------|-------|----------|-------|-----------------|--------------|-----|---------------|-------|---------------|--------------|---------------|-------|-----------------|-----------|
| lap | Sect-1 | Speed | Sect-2 | Speed | Sect-3 | Speed | lap time | Top Speed | lap | Sect-1 | Speed | Sect-2 | Speed | Sect-3 | Speed | lap time | Top Speed |
| 1 | Pit Out | 118.0 | 59.153 | 72.6 | 1:06.746 | | <u>3:09.301</u> | | 14 | 50.370 | 133.3 | 53.298 | 86.3 | 58.512 | | 2:42.180 | 159.5 |
| 2 | 52.205 | 131.9 | 52.495 | 99.3 | 58.549 | | 2:43.249 | 156.5 | 15 | 54.374 | 118.2 | 53.063 | 92.2 | Pit In | | 2:53.263 | 151.5 |
| 3 | 50.687 | 134.7 | 52.346 | 98.6 | 58.293 | | 2:41.326 | 152.1 | 16 | Pit Out | 97.6 | 1:01.074 | 52.2 | 59.105 | | 7:34.173 | |
| 4 | 50.742 | 134.0 | 52.086 | 103.5 | 57.758 | | 2:40.586 | 153.4 | 17 | 49.928 | 129.5 | 51.802 | 93.3 | 57.075 | | 2:38.805 | 154.5 |
| 5 | 52.593 | 104.5 | 1:00.669 | 91.0 | Pit In | | 3:00.706 | 157.9 | 18 | 49.955 | 134.8 | 52.034 | 91.1 | <u>56.434</u> | | 2:38.423 | 154.9 |
| 6 | Pit Out | 130.4 | 52.451 | 93.0 | 59.387 | | 5:13.271 | | 19 | <u>49.475</u> | 136.2 | <u>51.207</u> | <u>108.9</u> | 58.957 | | 2:39.639 | 157.4 |
| 7 | 50.056 | 135.3 | 51.679 | 94.3 | 57.891 | | 2:39.626 | 154.5 | 20 | 50.361 | 112.0 | 1:04.298 | 77.8 | Pit In | | 3:03.043 | 155.2 |
| 8 | 49.948 | 132.0 | 52.547 | 90.5 | 56.943 | | 2:39.438 | 158.4 | 21 | Pit Out | 95.4 | 1:01.774 | 93.3 | 57.032 | | 4:32.463 | |
| 9 | 50.539 | 135.5 | 52.804 | 87.2 | 1:00.531 | | 2:43.874 | <u>162.2</u> | 22 | 50.330 | 132.7 | 52.013 | 93.9 | 56.959 | | 2:39.302 | 155.6 |
| 10 | 55.187 | 102.5 | 57.205 | 82.0 | Pit In | | 2:54.874 | 154.9 | 23 | 50.054 | 133.8 | 51.937 | 94.6 | 56.604 | | 2:38.595 | 155.8 |
| 11 | Pit Out | 80.4 | 57.608 | 92.4 | 58.307 | | 5:00.102 | | 24 | 49.804 | 136.7 | 51.524 | 96.8 | 56.478 | | <u>2:37.806</u> | 156.1 |
| 12 | 50.947 | 131.1 | 52.719 | 85.3 | 58.835 | | 2:42.501 | 152.8 | 25 | 51.511 | 107.5 | 59.972 | 83.8 | Pit In | | 3:02.788 | 159.3 |
| 13 | 50.821 | 132.0 | 54.214 | 77.0 | 59.380 | | 2:44.415 | 154.3 | 26 | | | | | | | | |

| 88 Leão-Alface-Simões-Simões-Xarepa | | | | | | | | Citroen C1 | | | | | | | | | |
|-------------------------------------|---------------|-------|---------------|--------------|--------|-------|-----------------|------------|-----|----------|-------|----------|-------|---------------|-------|----------|--------------|
| lap | Sect-1 | Speed | Sect-2 | Speed | Sect-3 | Speed | lap time | Top Speed | lap | Sect-1 | Speed | Sect-2 | Speed | Sect-3 | Speed | lap time | Top Speed |
| 1 | Pit Out | | 1:00.350 | 100.0 | 59.401 | | <u>3:12.329</u> | | 14 | 51.374 | | 52.987 | 99.4 | 58.867 | | 2:43.228 | 149.6 |
| 2 | 51.338 | | 53.526 | 82.4 | 59.121 | | 2:43.985 | 151.0 | 15 | 1:00.771 | | 1:13.883 | 98.8 | 58.633 | | 3:13.287 | 152.8 |
| 3 | 51.513 | | 53.265 | 109.4 | 59.260 | | 2:44.038 | 150.4 | 16 | 51.256 | | 53.464 | 88.8 | Pit In | | 2:52.138 | <u>157.7</u> |
| 4 | <u>51.052</u> | | 53.347 | 106.0 | 58.923 | | 2:43.322 | 150.8 | 17 | Pit Out | | 53.482 | 90.4 | 58.618 | | 5:45.763 | |
| 5 | 51.425 | | <u>52.746</u> | <u>110.2</u> | | | 2:54.413 | 150.0 | 18 | 52.111 | | 53.313 | 95.0 | 58.240 | | 2:43.664 | 150.6 |
| 6 | Pit Out | | 55.740 | 99.4 | 59.147 | | 8:07.015 | | 19 | 51.500 | | 53.441 | 85.4 | 58.542 | | 2:43.483 | 151.7 |
| 7 | 51.452 | | 53.120 | 91.0 | 58.563 | | <u>2:43.135</u> | 153.0 | 20 | 51.952 | | 53.152 | 88.9 | 58.513 | | 2:43.617 | 152.5 |
| 8 | 54.978 | | 1:02.516 | 89.6 | 59.241 | | 2:56.735 | 152.1 | 21 | 51.948 | | 54.439 | 82.8 | Pit In | | 2:58.726 | 157.0 |
| 9 | 51.590 | | 52.836 | 101.9 | 58.974 | | 2:43.400 | 152.3 | 22 | Pit Out | | 54.270 | 80.4 | 58.696 | | 6:06.508 | |
| 10 | 56.700 | | 57.209 | 99.5 | Pit In | | 3:05.774 | 152.3 | 23 | 53.196 | | 54.178 | 80.3 | 58.292 | | 2:45.666 | 151.3 |
| 11 | Pit Out | | 54.347 | 97.8 | 58.355 | | 8:14.516 | | 24 | 51.903 | | 54.738 | 75.8 | <u>58.233</u> | | 2:44.874 | 153.6 |
| 12 | 51.534 | | 53.487 | 91.1 | 58.451 | | 2:43.472 | 151.0 | 25 | 56.253 | | 1:02.309 | 80.9 | Pit In | | 3:12.293 | 156.5 |
| 13 | 51.488 | | 53.242 | 103.4 | 58.633 | | 2:43.363 | 152.1 | 26 | | | | | | | | |

| 99 Azevedo-Costa-Fernandes-Cunha | | | | | | | | Citroen C1 | | | | | | | | | |
|----------------------------------|---------------|-------|--------|-------|----------|-------|----------|------------|-----|---------|-------|--------|-------------|----------|-------|----------|--------------|
| lap | Sect-1 | Speed | Sect-2 | Speed | Sect-3 | Speed | lap time | Top Speed | lap | Sect-1 | Speed | Sect-2 | Speed | Sect-3 | Speed | lap time | Top Speed |
| 1 | Pit Out | 110.3 | 56.706 | 65.5 | 1:01.119 | | 2:49.880 | | 21 | 53.056 | | 55.323 | 77.5 | Pit In | | 2:58.470 | 150.6 |
| 2 | 53.842 | 109.3 | 56.094 | 68.5 | 1:00.018 | | 2:49.954 | 148.1 | 22 | Pit Out | | 54.270 | 79.9 | 58.903 | | 4:33.640 | |
| 3 | 53.871 | 107.8 | 56.136 | 70.5 | 1:01.348 | | 2:51.355 | 149.2 | 23 | 51.861 | | 53.715 | 84.0 | 58.145 | | 2:43.721 | 153.0 |
| 4 | 53.214 | 112.0 | 55.816 | 71.3 | 1:00.511 | | 2:49.541 | 153.4 | 24 | 51.336 | | 53.737 | 82.4 | 58.434 | | 2:43.507 | 156.1 |
| 5 | 55.635 | 114.6 | 55.444 | 67.9 | 1:00.477 | | 2:51.556 | 150.0 | 25 | 52.257 | | 53.391 | 92.5 | 59.836 | | 2:45.484 | 150.8 |
| 6 | 53.817 | | 55.843 | 65.0 | Pit In | | 3:01.202 | 147.3 | 26 | 52.781 | | 53.708 | 87.7 | 58.382 | | 2:44.871 | 151.3 |
| 7 | Pit Out | | 53.660 | 91.4 | 58.493 | | 5:33.086 | | 27 | 52.246 | | 53.630 | 80.8 | 58.233 | | 2:44.109 | 152.5 |
| 8 | 51.534 | | 53.055 | 91.1 | 58.235 | | 2:42.824 | 151.7 | 28 | 53.171 | | 53.517 | 86.6 | 58.536 | | 2:45.224 | 138.3 |
| 9 | <u>51.212</u> | 125.0 | 54.123 | 93.8 | 58.207 | | 2:43.542 | 150.6 | 29 | 51.726 | | 54.450 | 91.4 | 58.641 | | 2:44.817 | <u>156.3</u> |
| 10 | 51.847 | | 53.473 | 86.8 | 58.340 | | 2:43.660 | 149.8 | 30 | 51.470 | | 53.276 | 96.3 | Pit In | | 2:52.054 | 152.1 |
| 11 | 51.300 | 128.1 | 53.043 | 79.4 | 58.589 | | 2:42.932 | 150.6 | 31 | Pit Out | | 55.946 | 61.5 | 1:03.623 | | 4:47.297 | |
| 12 | 51.648 | 126.5 | 52.989 | 89.3 | Pit In | | 2:51.491 | 149.6 | 32 | 51.943 | | 53.371 | 97.1 | 58.686 | | 2:44.000 | 153.0 |
| 13 | Pit Out | | 56.556 | 68.3 | 1:00.609 | | 5:26.319 | | 33 | 52.223 | | 53.534 | <u>98.6</u> | 58.602 | | 2:44.359 | 150.8 |
| 14 | 52.999 | | 56.493 | 72.0 | 1:01.038 | | 2:50.530 | 152.8 | 34 | 53.126 | | 56.014 | 87.7 | 59.304 | | 2:48.444 | 152.1 |
| 15 | 53.455 | | 55.256 | 76.1 | 1:00.778 | | 2:49.489 | 153.8 | 35 | 52.066 | | 53.544 | 90.6 | 58.663 | | 2:44.273 | 151.7 |
| 16 | 52.991 | | 55.257 | 71.3 | 59.306 | | 2:47.554 | 150.0 | 36 | 53.384 | | 53.612 | 95.6 | Pit In | | 2:55.675 | 151.0 |

6 + 6 HORAS DO ALGARVE

6+6 Horas do Algarve

21 - 23 June 2019

Laps and Sector Times - Treino Cronometrado 2

Autodromo Internacional Algarve - 4652 mtr.

| | | | | | | | | | | | | | | |
|----|--------|--------|------|----------|----------|-------|----|---------|---------------|--------|--------|-----------------|----------|-------|
| 17 | 53.543 | 54.502 | 74.7 | 59.928 | 2:47.973 | 150.8 | 37 | Pit Out | 52.899 | 88.3 | 57.980 | 4:06.224 | | |
| 18 | 52.240 | 54.655 | 75.0 | 59.500 | 2:46.395 | 155.8 | 38 | 51.238 | <u>52.844</u> | 97.4 | 58.224 | <u>2:42.306</u> | 151.9 | |
| 19 | 52.685 | 55.045 | 78.6 | 1:00.084 | 2:47.814 | 153.0 | 39 | 51.441 | 127.5 | 52.947 | 91.2 | <u>57.958</u> | 2:42.346 | 151.5 |
| 20 | 53.165 | 55.401 | 75.4 | 1:00.167 | 2:48.733 | 154.9 | 40 | | | | | | | |

| 111 Pinto-Escarigo-Godinho-Gomes | | | | | | | | | | Citroen C1 | | | | | | | | |
|----------------------------------|---------|-------|--------|--------------|---------------|-------|-----------------|--------------|--|------------|---------------|-------|---------------|-------|--------|-------|-----------------|-----------|
| lap | Sect-1 | Speed | Sect-2 | Speed | Sect-3 | Speed | lap time | Top Speed | | lap | Sect-1 | Speed | Sect-2 | Speed | Sect-3 | Speed | lap time | Top Speed |
| 1 | Pit Out | 126.9 | 53.813 | 86.7 | 58.722 | | 2:44.722 | | | 19 | 52.009 | 128.6 | 53.598 | 86.5 | 59.455 | | 2:45.062 | 151.0 |
| 2 | 51.673 | 130.3 | 53.105 | 89.1 | 58.335 | | 2:43.113 | 150.2 | | 20 | 51.963 | 128.3 | 54.169 | 89.2 | 58.890 | | 2:45.022 | 148.4 |
| 3 | 51.631 | 130.6 | 52.873 | <u>108.1</u> | 59.805 | | 2:44.309 | 151.5 | | 21 | 52.143 | 129.2 | 53.840 | 83.0 | 58.808 | | 2:44.791 | 147.7 |
| 4 | 51.694 | 129.3 | 53.988 | 98.1 | 58.301 | | 2:43.983 | <u>155.2</u> | | 22 | 52.023 | 125.1 | 53.911 | 89.4 | 58.756 | | 2:44.690 | 149.4 |
| 5 | 52.852 | 130.3 | 53.490 | 91.3 | <u>58.073</u> | | 2:44.415 | 145.9 | | 23 | 52.377 | 127.8 | 53.724 | 87.9 | Pit In | | 2:52.568 | 151.9 |
| 6 | 52.361 | 129.2 | 53.704 | 95.1 | 58.403 | | 2:44.468 | 149.4 | | 24 | Pit Out | 118.3 | 59.602 | 85.9 | 59.878 | | <u>5:40.231</u> | |
| 7 | 52.119 | 130.0 | 52.904 | 87.4 | 58.493 | | 2:43.516 | 147.9 | | 25 | 52.571 | 120.9 | 54.077 | 82.8 | 58.686 | | 2:45.334 | 148.4 |
| 8 | 53.147 | 126.2 | 53.291 | 91.3 | Pit In | | <u>2:51.685</u> | 147.9 | | 26 | 51.968 | 124.3 | 53.372 | 85.2 | 58.417 | | 2:43.757 | 151.9 |
| 9 | Pit Out | 125.3 | 55.272 | 79.0 | 59.722 | | <u>5:32.588</u> | | | 27 | 51.692 | 119.1 | 54.365 | 82.3 | 58.912 | | 2:44.969 | 154.1 |
| 10 | 52.373 | 120.9 | 54.682 | 84.4 | 59.455 | | 2:46.510 | 147.9 | | 28 | 52.041 | 124.6 | 53.525 | 85.6 | 58.543 | | 2:44.109 | 153.6 |
| 11 | 51.728 | 116.3 | 55.224 | 83.6 | 59.000 | | 2:45.952 | 151.9 | | 29 | 51.900 | 128.7 | 54.343 | 94.1 | 58.515 | | 2:44.758 | 151.0 |
| 12 | 52.676 | 128.6 | 54.510 | 85.2 | 59.198 | | 2:46.384 | 150.8 | | 30 | 55.627 | 103.6 | 55.424 | 83.7 | 58.939 | | 2:49.990 | 150.6 |
| 13 | 53.056 | 128.0 | 54.336 | 89.0 | 58.862 | | 2:46.254 | 149.0 | | 31 | 51.471 | 129.2 | <u>52.833</u> | 83.0 | 58.353 | | <u>2:42.657</u> | 149.6 |
| 14 | 52.917 | 131.4 | 54.099 | 87.7 | 58.911 | | 2:45.927 | 149.8 | | 32 | 54.497 | 128.0 | 53.385 | 90.4 | 58.924 | | 2:46.806 | 151.7 |
| 15 | 52.353 | 130.3 | 54.436 | 86.9 | 58.784 | | 2:45.573 | 150.4 | | 33 | <u>51.326</u> | 126.8 | 53.167 | 89.8 | 58.687 | | 2:43.180 | 151.9 |
| 16 | 51.630 | 130.0 | 53.728 | 84.3 | Pit In | | <u>2:51.163</u> | 151.9 | | 34 | 51.879 | 126.8 | 53.007 | 88.8 | 58.290 | | 2:43.176 | 152.1 |
| 17 | Pit Out | 118.4 | 54.922 | 76.8 | 59.051 | | <u>5:09.368</u> | | | 35 | 54.287 | 90.8 | 57.979 | 88.3 | Pit In | | <u>3:01.385</u> | 151.9 |
| 18 | 52.141 | 129.8 | 53.601 | 84.1 | 59.199 | | 2:44.941 | 149.2 | | 36 | | | | | | | | |

| 126 Melo-Pereira-Silva-Castro | | | | | | | | | | Citroen C1 | | | | | | | | |
|-------------------------------|---------------|-------|---------------|--------------|---------------|-------|-----------------|--------------|--|------------|----------|-------|----------|-------|----------|-------|-----------------|-----------|
| lap | Sect-1 | Speed | Sect-2 | Speed | Sect-3 | Speed | lap time | Top Speed | | lap | Sect-1 | Speed | Sect-2 | Speed | Sect-3 | Speed | lap time | Top Speed |
| 1 | Pit Out | 119.9 | 54.490 | 94.1 | 1:00.824 | | <u>2:57.905</u> | | | 12 | 58.824 | 116.3 | 57.573 | 82.4 | 1:03.658 | | 3:00.055 | 156.3 |
| 2 | 52.298 | 130.4 | 53.512 | 98.5 | 1:00.020 | | 2:45.830 | 151.0 | | 13 | 1:02.971 | 79.7 | 1:08.505 | 86.1 | Pit In | | <u>3:22.839</u> | 112.3 |
| 3 | 51.286 | 132.5 | 53.247 | <u>104.7</u> | 59.561 | | 2:44.094 | 150.2 | | 14 | Pit Out | 124.3 | 55.517 | 85.2 | 1:00.495 | | <u>5:28.245</u> | |
| 4 | 51.377 | 131.7 | 53.012 | 104.0 | 59.466 | | 2:43.855 | 150.6 | | 15 | 54.359 | 125.9 | 55.331 | 81.1 | 59.699 | | 2:49.389 | 143.8 |
| 5 | 52.563 | 129.7 | 53.013 | 92.2 | 58.571 | | 2:44.147 | 150.8 | | 16 | 53.919 | 126.3 | 55.026 | 79.2 | 1:00.291 | | 2:49.236 | 145.7 |
| 6 | 51.362 | 133.3 | 52.722 | 97.9 | 58.884 | | 2:42.968 | 149.4 | | 17 | 54.540 | 123.7 | 55.761 | 80.9 | 1:00.122 | | 2:50.423 | 145.9 |
| 7 | 51.131 | 131.7 | 53.103 | 100.1 | 59.446 | | 2:43.680 | 150.4 | | 18 | 57.304 | 99.4 | 59.436 | 86.3 | Pit In | | <u>3:12.382</u> | 136.0 |
| 8 | 51.998 | 126.0 | 55.746 | 89.7 | Pit In | | <u>3:03.470</u> | 150.0 | | 19 | Pit Out | 97.4 | 1:04.041 | 86.5 | 1:09.763 | | <u>5:39.032</u> | |
| 9 | Pit Out | 128.3 | 53.012 | 90.1 | 58.166 | | <u>4:52.723</u> | | | 20 | 1:03.999 | 96.9 | 1:04.098 | 85.5 | 1:08.973 | | <u>3:17.070</u> | 114.9 |
| 10 | 51.243 | 130.1 | 54.117 | 92.3 | <u>57.502</u> | | 2:42.862 | 153.2 | | 21 | 1:02.121 | 94.4 | 1:01.177 | 85.2 | 1:06.248 | | <u>3:09.546</u> | 121.5 |
| 11 | <u>50.599</u> | 133.3 | <u>52.336</u> | 98.4 | 57.688 | | <u>2:40.623</u> | <u>156.5</u> | | 22 | | | | | | | | |

| 188 Teixeira-Oliveira-Xavier-DeLgado | | | | | | | | | | Citroen C1 | | | | | | | | |
|--------------------------------------|---------|-------|--------|-------------|--------|-------|-----------------|-----------|--|------------|---------------|-------|---------------|-------|---------------|-------|------------------|--------------|
| lap | Sect-1 | Speed | Sect-2 | Speed | Sect-3 | Speed | lap time | Top Speed | | lap | Sect-1 | Speed | Sect-2 | Speed | Sect-3 | Speed | lap time | Top Speed |
| 1 | Pit Out | 112.7 | 55.556 | 88.0 | 59.411 | | 2:47.723 | | | 18 | 51.608 | 130.6 | 52.038 | 86.3 | 57.347 | | 2:40.993 | 151.9 |
| 2 | 52.273 | 129.3 | 53.701 | 80.4 | 59.125 | | 2:45.099 | 150.2 | | 19 | 50.588 | 132.0 | <u>51.725</u> | 93.9 | 57.009 | | <u>2:39.322</u> | 154.7 |
| 3 | 51.754 | 130.8 | 53.833 | 77.9 | 59.131 | | 2:44.718 | 152.3 | | 20 | 52.299 | 119.6 | 52.921 | 91.7 | 57.705 | | 2:42.925 | 156.3 |
| 4 | 51.781 | 128.6 | 53.807 | 95.5 | 58.321 | | 2:43.909 | 154.5 | | 21 | 50.503 | 131.2 | 52.145 | 96.6 | 57.110 | | 2:39.758 | 154.1 |
| 5 | 51.542 | 132.0 | 53.613 | 87.7 | 59.161 | | 2:44.316 | 152.5 | | 22 | 50.543 | 131.2 | 52.694 | 88.3 | <u>56.889</u> | | 2:40.126 | 153.2 |
| 6 | 52.040 | 130.3 | 53.742 | 89.8 | 59.023 | | 2:44.805 | 150.2 | | 23 | 51.187 | 129.3 | 52.554 | 94.8 | Pit In | | <u>2:50.394</u> | 153.4 |
| 7 | 51.744 | 125.1 | 53.287 | 88.7 | 58.469 | | 2:43.500 | 150.0 | | 24 | Pit Out | 80.5 | 1:00.409 | 89.8 | 58.054 | | <u>14:53.720</u> | |
| 8 | 51.598 | 129.3 | 53.166 | <u>97.6</u> | Pit In | | <u>2:50.052</u> | 150.2 | | 25 | <u>50.296</u> | 128.6 | 52.520 | 91.7 | 57.085 | | 2:39.901 | 155.6 |
| 9 | Pit Out | 113.9 | 54.952 | 76.8 | 58.646 | | <u>5:03.838</u> | | | 26 | 50.346 | 130.1 | 52.884 | 85.2 | 57.235 | | 2:40.465 | <u>157.4</u> |
| 10 | 51.844 | 113.8 | 53.863 | 84.5 | 58.996 | | 2:44.703 | 154.3 | | 27 | 50.397 | 128.6 | 52.532 | 85.4 | 57.065 | | 2:39.994 | 153.0 |
| 11 | 53.013 | 120.4 | 53.545 | 91.5 | 58.430 | | 2:44.988 | 151.0 | | 28 | 50.557 | 130.4 | 52.476 | 88.9 | 57.222 | | 2:40.255 | 154.3 |
| 12 | 51.684 | 121.6 | 54.128 | 88.3 | 58.045 | | 2:43.857 | 156.7 | | 29 | 50.817 | 127.4 | 52.828 | 87.8 | Pit In | | <u>2:48.645</u> | 154.1 |
| 13 | 52.356 | 126.0 | 53.919 | 83.7 | 58.571 | | 2:44.846 | 153.8 | | 30 | Pit Out | 84.0 | 54.693 | 94.4 | 57.644 | | <u>7:12.223</u> | |
| 14 | 52.379 | 127.8 | 53.697 | 87.2 | 58.475 | | 2:44.551 | 150.2 | | 31 | 50.955 | 130.6 | 52.877 | 88.3 | 57.403 | | 2:41.235 | 153.0 |
| 15 | 51.993 | 124.0 | 53.584 | 91.8 | 58.438 | | 2:44.015 | 152.3 | | 32 | 51.199 | 129.3 | 52.790 | 93.1 | 57.740 | | 2:41.729 | 155.8 |
| 16 | 51.824 | 111.2 | 58.891 | 87.2 | Pit In | | <u>3:02.165</u> | 153.4 | | 33 | 1:07.047 | 91.8 | 1:12.042 | 74.6 | Pit In | | <u>3:47.745</u> | 118.2 |
| 17 | Pit Out | 126.3 | 52.148 | 85.9 | 57.767 | | <u>6:52.110</u> | | | 34 | | | | | | | | |

6 + 6 HORAS DO ALGARVE

6+6 Horas do Algarve

21 - 23 June 2019

Laps and Sector Times - Treino Cronometrado 2

Autodromo Internacional Algarve - 4652 mtr.

| 248 Martins-Figueiredo-Alves | | | | | | | | Citroen C1 | | | | | | | | | |
|------------------------------|---------|-------|--------|-------|--------|-------|----------|------------|-----|---------|-------|----------|-------|----------|-------|----------|-----------|
| lap | Sect-1 | Speed | Sect-2 | Speed | Sect-3 | Speed | lap time | Top Speed | lap | Sect-1 | Speed | Sect-2 | Speed | Sect-3 | Speed | lap time | Top Speed |
| 1 | Pit Out | 127.7 | 55.065 | 88.2 | 57.987 | | 2:47.301 | | 17 | 51.426 | 124.4 | 54.191 | 85.5 | 58.510 | | 2:44.127 | 157.0 |
| 2 | 50.493 | 127.8 | 55.276 | 91.4 | 57.749 | | 2:43.518 | 155.8 | 18 | 52.714 | 127.5 | 53.427 | 92.3 | 58.446 | | 2:44.587 | 151.5 |
| 3 | 50.295 | 125.1 | 53.480 | 83.7 | 57.585 | | 2:41.360 | 154.3 | 19 | 52.338 | 129.3 | 53.668 | 93.4 | 58.132 | | 2:44.138 | 153.0 |
| 4 | 50.729 | 130.9 | 52.184 | 95.7 | 57.574 | | 2:40.487 | 157.0 | 20 | 51.752 | 125.0 | 53.027 | 91.9 | 57.495 | | 2:42.274 | 152.1 |
| 5 | 50.795 | 131.9 | 52.225 | 94.9 | 57.562 | | 2:40.582 | 151.7 | 21 | 51.357 | 128.6 | 53.151 | 94.4 | 57.795 | | 2:42.303 | 155.2 |
| 6 | 50.440 | 132.0 | 52.150 | 89.6 | 57.412 | | 2:40.002 | 153.4 | 22 | 50.999 | 129.3 | 53.485 | 94.7 | 58.215 | | 2:42.699 | 157.0 |
| 7 | 51.413 | 127.5 | 53.519 | 92.2 | Pit In | | 2:50.339 | 154.1 | 23 | 51.522 | 127.2 | 53.146 | 94.8 | 58.031 | | 2:42.699 | 154.5 |
| 8 | Pit Out | 80.2 | 54.968 | 83.3 | 58.047 | | 4:54.314 | | 24 | 51.230 | 129.2 | 53.484 | 93.7 | 58.574 | | 2:43.288 | 153.6 |
| 9 | 50.869 | 133.8 | 52.750 | 86.7 | 58.196 | | 2:41.815 | 153.6 | 25 | 51.233 | 128.7 | 53.489 | 95.4 | Pit In | | 2:52.418 | 153.8 |
| 10 | 52.322 | 121.9 | 54.367 | 89.2 | 57.905 | | 2:44.594 | 154.5 | 26 | Pit Out | 131.4 | 54.486 | 84.9 | 58.890 | | 7:28.344 | |
| 11 | 50.356 | 129.3 | 53.377 | 81.1 | 57.671 | | 2:41.404 | 154.5 | 27 | 53.606 | 100.8 | 1:03.705 | 74.0 | 58.818 | | 2:56.129 | 156.1 |
| 12 | 50.733 | 131.1 | 52.640 | 80.7 | 57.475 | | 2:40.848 | 154.1 | 28 | 50.387 | 133.5 | 51.784 | 98.7 | 57.740 | | 2:39.911 | 156.3 |
| 13 | 50.837 | 131.5 | 53.005 | 83.5 | 57.668 | | 2:41.510 | 153.6 | 29 | 50.330 | 132.5 | 53.612 | 78.5 | 1:00.304 | | 2:44.246 | 155.4 |
| 14 | 50.410 | 132.0 | 54.777 | 86.6 | Pit In | | 2:53.336 | 155.4 | 30 | 49.984 | 132.5 | 51.866 | 94.7 | 57.259 | | 2:39.109 | 154.9 |
| 15 | Pit Out | 111.1 | 55.559 | 86.0 | 58.252 | | 4:39.113 | | 31 | 50.476 | 131.5 | 52.323 | 90.4 | 59.170 | | 2:41.969 | 153.4 |
| 16 | 51.817 | 125.9 | 53.693 | 85.4 | 57.937 | | 2:43.447 | 147.9 | 32 | 50.240 | 133.8 | 51.932 | 90.6 | 57.743 | | 2:39.915 | 153.8 |

| 266 Cidrais-de Sousa-Pinto-Brites-Macedo-Carvalho | | | | | | | | Citroen C1 | | | | | | | | | |
|---|---------|-------|--------|-------|----------|-------|----------|------------|-----|---------|-------|----------|-------|----------|-------|-----------|-----------|
| lap | Sect-1 | Speed | Sect-2 | Speed | Sect-3 | Speed | lap time | Top Speed | lap | Sect-1 | Speed | Sect-2 | Speed | Sect-3 | Speed | lap time | Top Speed |
| 1 | Pit Out | 126.6 | 53.558 | 90.8 | 58.589 | | 2:42.036 | | 14 | Pit Out | 124.9 | 53.246 | 92.6 | 57.846 | | 6:06.529 | |
| 2 | 51.565 | 128.4 | 52.986 | 94.7 | 1:06.080 | | 2:50.631 | 149.8 | 15 | 50.983 | 128.1 | 53.173 | 100.7 | 58.116 | | 2:42.272 | 153.0 |
| 3 | 51.824 | 129.0 | 52.734 | 94.1 | 58.927 | | 2:43.485 | 149.4 | 16 | 51.179 | 130.4 | 52.673 | 96.9 | 58.042 | | 2:41.894 | 154.1 |
| 4 | 51.709 | 128.6 | 52.764 | 87.9 | Pit In | | 2:50.863 | 148.8 | 17 | 52.526 | 116.6 | 53.158 | 99.9 | 57.927 | | 2:43.611 | 150.8 |
| 5 | Pit Out | 113.8 | 54.707 | 81.1 | 58.836 | | 4:57.483 | | 18 | 51.320 | 122.7 | 52.686 | 101.7 | 57.950 | | 2:41.956 | 155.8 |
| 6 | 52.062 | 124.7 | 53.831 | 79.5 | 59.104 | | 2:44.997 | 151.5 | 19 | 51.074 | 131.5 | 52.978 | 88.5 | Pit In | | 2:49.375 | 153.0 |
| 7 | 53.286 | 121.5 | 54.306 | 82.0 | 59.071 | | 2:46.663 | 148.4 | 20 | Pit Out | 89.6 | 1:03.648 | 72.0 | Pit In | | 6:36.912 | |
| 8 | 52.369 | 123.1 | 54.083 | 84.4 | Pit In | | 2:53.507 | 147.5 | 21 | Pit Out | 53.3 | 1:21.454 | 86.4 | 1:11.832 | | 17:08.264 | |
| 9 | Pit Out | 118.4 | 53.569 | 94.4 | 1:00.501 | | 4:15.076 | | 22 | 50.127 | 131.7 | 52.284 | 87.7 | 57.066 | | 2:39.477 | 154.5 |
| 10 | 51.857 | 126.0 | 53.587 | 93.2 | 58.532 | | 2:43.976 | 148.1 | 23 | 50.253 | 128.7 | 51.934 | 86.5 | 56.874 | | 2:39.061 | 152.3 |
| 11 | 52.904 | 127.5 | 53.132 | 90.1 | 58.236 | | 2:44.272 | 150.6 | 24 | 50.439 | 128.7 | 51.857 | 89.0 | 57.719 | | 2:40.015 | 151.7 |
| 12 | 53.150 | 125.0 | 53.451 | 86.9 | 58.321 | | 2:44.922 | 156.1 | 25 | 51.690 | 129.8 | 52.604 | 85.4 | 57.266 | | 2:41.560 | 150.6 |
| 13 | 51.951 | 128.1 | 53.022 | 93.8 | Pit In | | 2:51.994 | 152.5 | 26 | | | | | | | | |

| 311 Moura-Monteiro-Baptista-Baptista | | | | | | | | Citroen C1 | | | | | | | | | |
|--------------------------------------|--------|-------|--------|-------|--------|-------|----------|------------|-----|--------|-------|--------|-------|--------|-------|----------|-----------|
| lap | Sect-1 | Speed | Sect-2 | Speed | Sect-3 | Speed | lap time | Top Speed | lap | Sect-1 | Speed | Sect-2 | Speed | Sect-3 | Speed | lap time | Top Speed |

| 321 Gameiro-Passanha-Molarinho-Horta-Passanha | | | | | | | | Citroen C1 | | | | | | | | | |
|---|---------|-------|----------|-------|--------|-------|----------|------------|-----|----------|-------|--------|-------|----------|-------|----------|-----------|
| lap | Sect-1 | Speed | Sect-2 | Speed | Sect-3 | Speed | lap time | Top Speed | lap | Sect-1 | Speed | Sect-2 | Speed | Sect-3 | Speed | lap time | Top Speed |
| 1 | Pit Out | 126.3 | 53.425 | 95.7 | 58.143 | | 2:39.699 | | 20 | Pit Out | 123.4 | 54.007 | 81.1 | 58.799 | | 4:59.962 | |
| 2 | 51.129 | 128.4 | 52.766 | 93.3 | 57.978 | | 2:41.873 | 150.6 | 21 | 51.410 | 123.9 | 53.295 | 92.2 | 58.858 | | 2:43.563 | 153.8 |
| 3 | 50.720 | 127.8 | 52.561 | 91.5 | 57.938 | | 2:41.219 | 151.7 | 22 | 51.548 | 131.7 | 53.284 | 90.8 | 58.490 | | 2:43.322 | 153.0 |
| 4 | 50.449 | 126.6 | 52.745 | 90.9 | 57.782 | | 2:40.976 | 153.4 | 23 | 51.456 | 126.0 | 53.495 | 87.3 | 59.097 | | 2:44.048 | 154.7 |
| 5 | 52.097 | 121.2 | 1:04.403 | 85.9 | 59.488 | | 2:55.988 | 150.6 | 24 | 51.482 | 120.0 | 53.639 | 90.6 | 58.202 | | 2:43.323 | 150.4 |
| 6 | 52.782 | 123.0 | 53.605 | 90.0 | Pit In | | 2:49.785 | 150.6 | 25 | 51.263 | 127.1 | 53.210 | 94.2 | 58.621 | | 2:43.094 | 154.3 |
| 7 | Pit Out | 117.0 | 53.672 | 91.8 | 58.037 | | 5:48.873 | | 26 | 51.772 | 126.8 | 54.255 | 86.4 | 1:02.373 | | 2:48.400 | 151.3 |
| 8 | 51.242 | 128.6 | 53.835 | 102.2 | 58.015 | | 2:43.092 | 149.6 | 27 | 1:01.717 | 117.0 | 53.452 | 99.4 | Pit In | | 3:02.222 | 123.9 |
| 9 | 51.164 | 126.9 | 52.637 | 96.3 | 57.681 | | 2:41.482 | 152.3 | 28 | Pit Out | 122.4 | 53.127 | 87.0 | 58.485 | | 3:12.070 | |
| 10 | 50.730 | 118.3 | 53.163 | 92.0 | 58.993 | | 2:42.886 | 153.6 | 29 | 50.740 | 124.9 | 53.310 | 102.3 | 58.702 | | 2:42.752 | 155.8 |
| 11 | 51.645 | 129.7 | 52.480 | 104.9 | 57.821 | | 2:41.946 | 156.5 | 30 | 50.831 | 129.0 | 54.453 | 84.4 | 58.481 | | 2:43.765 | 156.7 |
| 12 | 51.297 | 128.6 | 52.818 | 98.5 | 58.037 | | 2:42.152 | 151.7 | 31 | 50.595 | 128.6 | 53.111 | 98.5 | 58.087 | | 2:41.793 | 159.5 |
| 13 | 52.191 | 126.5 | 53.208 | 97.8 | Pit In | | 2:51.681 | 151.0 | 32 | 50.994 | 124.9 | 53.341 | 90.3 | Pit In | | 2:51.003 | 157.4 |
| 14 | Pit Out | 109.0 | 55.596 | 86.7 | 59.594 | | 5:02.366 | | 33 | Pit Out | 117.3 | 53.354 | 88.7 | 58.271 | | 4:54.358 | |
| 15 | 51.362 | 120.0 | 53.235 | 92.9 | 58.822 | | 2:43.419 | 149.2 | 34 | 51.339 | 118.4 | 53.068 | 92.2 | 58.308 | | 2:42.715 | 152.3 |
| 16 | 50.880 | 118.2 | 52.964 | 94.1 | 57.675 | | 2:41.519 | 152.3 | 35 | 51.817 | 124.4 | 52.998 | 102.2 | 58.123 | | 2:42.938 | 151.0 |
| 17 | 50.624 | 124.9 | 52.792 | 96.8 | 57.661 | | 2:41.077 | 155.4 | 36 | 51.724 | 124.7 | 53.119 | 100.2 | 57.753 | | 2:42.596 | 151.5 |
| 18 | 51.539 | 122.9 | 52.708 | 92.9 | 58.099 | | 2:42.346 | 153.2 | 37 | 52.227 | 126.5 | 52.595 | 103.5 | Pit In | | 2:51.733 | 151.7 |
| 19 | 51.155 | 124.0 | 52.755 | 103.4 | Pit In | | 2:54.699 | 151.5 | 38 | | | | | | | | |

6 + 6 HORAS DO ALGARVE

6+6 Horas do Algarve

21 - 23 June 2019

Laps and Sector Times - Treino Cronometrado 2

Autodromo Internacional Algarve - 4652 mtr.

| 330 Antunes-Lutas-Silva-Gaivão | | | | | | | | Citroen C1 | | | | | | | | | |
|--------------------------------|---------|-------|--------|------------------|--------|-------|-----------|------------|-----|-------------------|-------|-------------------|-------|-------------------|-------|---------------------|------------------|
| lap | Sect-1 | Speed | Sect-2 | Speed | Sect-3 | Speed | lap time | Top Speed | lap | Sect-1 | Speed | Sect-2 | Speed | Sect-3 | Speed | lap time | Top Speed |
| 1 | Pit Out | 124.4 | 53.572 | 84.0 | 58.337 | | 2:40.143 | | 17 | Pit Out | 122.7 | 53.799 | 87.2 | 1:01.325 | | 5:10.511 | |
| 2 | 51.553 | 129.3 | 52.649 | 96.1 | 58.186 | | 2:42.388 | 149.4 | 18 | 51.179 | 128.4 | 54.183 | 87.9 | 58.316 | | 2:43.678 | 151.0 |
| 3 | 51.259 | 130.3 | 52.675 | 92.3 | 58.428 | | 2:42.362 | 153.2 | 19 | 51.419 | 128.7 | 53.483 | 91.0 | 58.218 | | 2:43.120 | 152.1 |
| 4 | 51.455 | 130.0 | 53.342 | 87.2 | 58.668 | | 2:43.465 | 149.8 | 20 | 51.228 | 129.2 | 53.216 | 90.4 | 58.140 | | 2:42.584 | 152.5 |
| 5 | 51.890 | 130.4 | 53.262 | 94.1 | Pit In | | 2:52.210 | 147.7 | 21 | 51.392 | 127.8 | 53.209 | 93.5 | 58.121 | | 2:42.722 | 151.0 |
| 6 | Pit Out | 128.1 | 54.703 | 69.3 | 58.961 | | 5:24.656 | | 22 | 51.665 | 128.9 | 53.306 | 90.3 | 58.260 | | 2:43.231 | 148.8 |
| 7 | 51.567 | 129.8 | 53.847 | 74.6 | 58.329 | | 2:43.743 | 147.7 | 23 | 51.538 | 128.3 | 56.103 | 95.5 | Pit In | | 2:52.210 | 150.8 |
| 8 | 51.539 | 128.0 | 53.499 | 81.4 | 57.933 | | 2:42.971 | 148.8 | 24 | Pit Out | 125.0 | 53.321 | 78.0 | 58.301 | | 7:13.781 | |
| 9 | 51.896 | 129.3 | 53.339 | 90.8 | 58.152 | | 2:43.387 | 149.8 | 25 | 50.578 | 132.8 | 53.142 | 93.0 | 57.719 | | 2:41.439 | 153.0 |
| 10 | 51.233 | 128.1 | 53.334 | 85.2 | Pit In | | 2:50.005 | 148.8 | 26 | 50.601 | 131.1 | 57.678 | 86.2 | 57.591 | | 2:45.870 | 153.0 |
| 11 | Pit Out | 106.7 | 55.372 | 106.2 | 58.529 | | 10:50.543 | | 27 | 50.825 | 131.9 | 53.099 | 94.5 | 57.921 | | 2:41.845 | 160.5 |
| 12 | 51.355 | 130.3 | 52.839 | 102.2 | 58.335 | | 2:42.529 | 147.7 | 28 | 52.035 | 116.8 | 1:02.990 | 73.6 | 1:06.663 | | 3:01.688 | 153.8 |
| 13 | 51.143 | 130.3 | 52.431 | 103.1 | 58.567 | | 2:42.141 | 149.0 | 29 | 50.801 | 130.0 | 52.289 | 98.4 | 57.781 | | 2:40.871 | 152.3 |
| 14 | 50.733 | 130.1 | 52.473 | 102.9 | 58.405 | | 2:41.611 | 151.3 | 30 | 50.864 | 129.3 | 52.600 | 99.2 | 58.058 | | 2:41.522 | 152.8 |
| 15 | 50.817 | 129.7 | 52.757 | 92.6 | 58.456 | | 2:42.030 | 153.2 | 31 | 50.677 | 130.3 | 52.501 | 99.8 | 57.936 | | 2:41.114 | 154.5 |
| 16 | 51.685 | 128.6 | 52.700 | 102.2 | Pit In | | 2:50.640 | 152.1 | 32 | 51.480 | 129.8 | 52.789 | 94.7 | Pit In | | 2:52.857 | 151.0 |

| 333 Martins-Resina Carvalho-Castro Duarte | | | | | | | | Citroen C1 | | | | | | | | | |
|---|---------|-------|--------|------------------|----------|-------|---------------------|------------|-----|-------------------|-------|-------------------|-------|-------------------|-------|----------|------------------|
| lap | Sect-1 | Speed | Sect-2 | Speed | Sect-3 | Speed | lap time | Top Speed | lap | Sect-1 | Speed | Sect-2 | Speed | Sect-3 | Speed | lap time | Top Speed |
| 1 | Pit Out | 110.4 | 55.957 | 94.5 | 59.327 | | 2:51.424 | | 16 | 51.480 | 130.4 | 54.748 | 100.9 | 59.180 | | 2:45.408 | 159.3 |
| 2 | 53.134 | | 54.363 | 94.2 | 59.806 | | 2:47.303 | 147.7 | 17 | 52.150 | | 53.944 | 96.5 | 58.648 | | 2:44.742 | 155.8 |
| 3 | 53.068 | 130.0 | 54.729 | 97.4 | 59.151 | | 2:46.948 | 149.6 | 18 | 51.964 | 129.2 | 54.055 | 100.1 | 59.242 | | 2:45.261 | 151.5 |
| 4 | 52.433 | | 54.113 | 101.9 | 59.166 | | 2:45.712 | 150.4 | 19 | 52.019 | | 53.848 | 96.7 | 58.972 | | 2:44.839 | 150.8 |
| 5 | 51.695 | | 54.688 | 96.8 | 1:00.043 | | 2:46.426 | 149.0 | 20 | 52.345 | | 54.412 | 93.8 | Pit In | | 2:53.509 | 149.0 |
| 6 | 51.971 | 129.3 | 54.483 | 97.0 | 59.176 | | 2:45.630 | 152.1 | 21 | Pit Out | | 56.534 | 90.8 | 59.800 | | 6:04.774 | |
| 7 | 52.249 | 126.6 | 54.382 | 100.3 | 59.538 | | 2:46.169 | 149.6 | 22 | 52.552 | | 55.302 | 79.9 | 59.110 | | 2:46.964 | 150.2 |
| 8 | 51.994 | | 54.396 | 103.9 | 58.865 | | 2:45-255 | 148.4 | 23 | 52.205 | | 54.178 | 93.2 | 59.390 | | 2:45.773 | 151.7 |
| 9 | 52.349 | 130.6 | 53.955 | 102.6 | 59.230 | | 2:45.534 | 149.4 | 24 | 51.958 | | 54.355 | 97.1 | 59.462 | | 2:45.775 | 151.3 |
| 10 | 51.587 | 129.8 | 53.941 | 97.0 | 59.107 | | 2:44.635 | 148.6 | 25 | 52.187 | | 54.149 | 95.8 | 58.857 | | 2:45.193 | 149.6 |
| 11 | 54.749 | | 59.039 | 94.9 | Pit In | | 3:05.387 | 149.8 | 26 | 54.821 | | 54.385 | 88.2 | 59.035 | | 2:48.241 | 155.4 |
| 12 | Pit Out | | 54.637 | 94.8 | 58.843 | | 5:23.184 | | 27 | 54.962 | | 58.175 | 81.8 | 1:00.268 | | 2:53.405 | 151.9 |
| 13 | 52.575 | | 53.937 | 100.1 | 58.998 | | 2:45.510 | 148.1 | 28 | 52.523 | | 54.330 | 89.5 | 59.511 | | 2:46.364 | 154.1 |
| 14 | 51.861 | | 54.157 | 93.3 | 59.905 | | 2:45.923 | 150.2 | 29 | 51.474 | | 55.226 | 80.6 | Pit In | | 2:56.929 | 153.8 |
| 15 | 53.051 | 127.7 | 55.186 | 84.7 | 59.164 | | 2:47.401 | 148.1 | 30 | | | | | | | | |

| 352 Pina Cardoso-Maria Pina Cardoso-Soares | | | | | | | | Citroen C1 | | | | | | | | | |
|--|---------|-------|----------|------------------|----------|-------|---------------------|------------|-----|-------------------|-------|-------------------|-------|-------------------|-------|-----------|------------------|
| lap | Sect-1 | Speed | Sect-2 | Speed | Sect-3 | Speed | lap time | Top Speed | lap | Sect-1 | Speed | Sect-2 | Speed | Sect-3 | Speed | lap time | Top Speed |
| 1 | Pit Out | | 55.188 | | 1:00.239 | | 2:52.636 | | 19 | 51.479 | 120.1 | 53.452 | 83.4 | 57.400 | | 2:42.331 | 154.1 |
| 2 | 52.456 | 122.9 | 55.599 | 76.0 | 59.165 | | 2:47.220 | 144.8 | 20 | 51.469 | | 53.052 | 85.0 | 57.336 | | 2:41.857 | 153.4 |
| 3 | 51.003 | | 52.595 | 88.7 | 57.786 | | 2:41.384 | 155.2 | 21 | 51.186 | | 52.895 | 81.5 | 57.296 | | 2:41.377 | 153.8 |
| 4 | 51.334 | 128.0 | 52.645 | 91.6 | 57.825 | | 2:41.804 | 155.6 | 22 | 52.321 | | 52.909 | 83.3 | 57.099 | | 2:42.329 | 153.0 |
| 5 | 50.949 | 126.6 | 52.409 | 102.9 | 57.906 | | 2:41.264 | 156.7 | 23 | 51.551 | | 53.051 | 87.6 | 57.008 | | 2:41.610 | 153.6 |
| 6 | 51.296 | | 52.555 | 100.0 | 57.665 | | 2:41.516 | 151.5 | 24 | 51.997 | | 52.713 | 87.7 | 57.264 | | 2:41.974 | 155.4 |
| 7 | 50.628 | 125.7 | 52.221 | 96.0 | 57.437 | | 2:40.286 | 153.2 | 25 | 50.782 | 129.3 | 52.684 | 83.8 | Pit In | | 2:48.705 | 154.7 |
| 8 | 51.053 | | 52.533 | 103.6 | 57.453 | | 2:41.039 | 156.3 | 26 | Pit Out | | 58.836 | 91.5 | 57.770 | | 18:47.603 | |
| 9 | 54.426 | | 53.941 | 89.8 | Pit In | | 2:57.800 | 151.3 | 27 | 50.503 | | 53.218 | 97.9 | 56.898 | | 2:40.619 | 154.3 |
| 10 | Pit Out | | 53.992 | 91.1 | 59.196 | | 6:29.941 | | 28 | 50.104 | | 52.772 | 97.3 | 59.828 | | 2:42.704 | 154.3 |
| 11 | 52.052 | | 53.750 | 88.7 | 58.420 | | 2:44.222 | 150.6 | 29 | 50.731 | | 52.598 | 97.9 | 57.351 | | 2:40.680 | 151.9 |
| 12 | 51.272 | | 53.080 | 87.9 | 57.888 | | 2:42.240 | 152.8 | 30 | 50.728 | | 52.008 | 98.9 | 57.793 | | 2:40.529 | 154.9 |
| 13 | 51.079 | | 53.644 | 90.2 | 57.979 | | 2:42.702 | 153.4 | 31 | 50.463 | | 1:00.812 | 81.6 | 58.208 | | 2:49.483 | 153.0 |
| 14 | 51.369 | 123.9 | 53.854 | 86.7 | 57.881 | | 2:43.104 | 154.9 | 32 | 50.769 | | 52.232 | 102.7 | 57.643 | | 2:40.644 | 155.8 |
| 15 | 51.414 | 130.8 | 52.923 | 88.9 | 58.237 | | 2:42.574 | 154.1 | 33 | 50.613 | | 1:00.338 | 69.6 | 1:05.024 | | 2:55.975 | 153.0 |
| 16 | 52.018 | | 53.224 | 87.5 | 57.680 | | 2:42.922 | 151.7 | 34 | 51.815 | | 52.923 | 95.5 | 58.626 | | 2:43.364 | 158.6 |
| 17 | 57.383 | | 1:02.202 | 77.3 | Pit In | | 3:10.383 | 153.4 | 35 | 50.530 | 121.3 | 52.979 | 99.3 | 57.617 | | 2:41.126 | 156.3 |
| 18 | Pit Out | | 54.020 | 83.2 | 58.224 | | 6:46.655 | | 36 | | | | | | | | |

6 + 6 HORAS DO ALGARVE

6+6 Horas do Algarve

21 - 23 June 2019

Laps and Sector Times - Treino Cronometrado 2

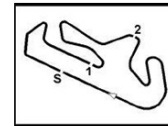
Autodromo Internacional Algarve - 4652 mtr.

| | | | | | | | | | | | | | | |
|----|---------|-------|--------|------|---------------|----------|----|--------|-------|--------|------|--------|----------|-------|
| 15 | Pit Out | | 53.427 | 97.9 | 58.359 | 7:50.947 | 31 | 52.174 | 125.1 | 54.480 | 91.4 | Pit In | 2:55.405 | 150.2 |
| 16 | 51.474 | 128.1 | 53.553 | 87.6 | <u>57.841</u> | 2:42.868 | 32 | | | | | | | |

| 811 Sardo-Rodrigues-Sousa-Maia-Martins | | | | | | | | Citroen C1 | | | | | | | | | |
|--|---------------|-------|--------|-------|----------|-------|-----------|------------|-----|----------|-------|---------------|-------|---------------|-------|----------|-----------|
| lap | Sect-1 | Speed | Sect-2 | Speed | Sect-3 | Speed | lap time | Top Speed | lap | Sect-1 | Speed | Sect-2 | Speed | Sect-3 | Speed | lap time | Top Speed |
| 1 | Pit Out | | 54.542 | | 1:00.627 | | 2:46.301 | | 14 | 52.520 | | 53.792 | | 58.716 | | 2:45.028 | |
| 2 | 56.843 | | 55.627 | | 59.820 | | 2:52.290 | | 15 | 52.302 | | 54.175 | | 58.914 | | 2:45.391 | |
| 3 | 52.243 | | 53.676 | | 59.243 | | 2:45.162 | | 16 | 51.840 | | 53.889 | | 58.425 | | 2:44.154 | |
| 4 | 52.460 | | 55.023 | | 58.937 | | 2:46.420 | | 17 | 53.030 | | 54.094 | | 59.150 | | 2:46.274 | |
| 5 | 52.153 | | 54.947 | | 58.979 | | 2:46.079 | | 18 | 52.976 | | 54.007 | | 58.947 | | 2:45.930 | |
| 6 | 5:16.077 | | 56.934 | | 58.373 | | 7:11.384 | | 19 | 51.781 | | 53.261 | | 58.310 | | 2:43.352 | |
| 7 | <u>51.544</u> | | 55.550 | | 58.581 | | 2:45.675 | | 20 | 5:43.102 | | 55.894 | | 59.322 | | 7:38.318 | |
| 8 | 53.968 | | 53.727 | | 59.025 | | 2:46.720 | | 21 | 52.968 | | 53.618 | | 59.333 | | 2:45.919 | |
| 9 | 6:24.378 | | 54.240 | | 59.397 | | 8:18.015 | | 22 | 52.226 | | 53.754 | | 59.213 | | 2:45.193 | |
| 10 | 54.925 | | 54.377 | | 1:01.240 | | 2:50.542 | | 23 | 51.781 | | 53.296 | | 58.296 | | 2:43.373 | |
| 11 | 52.100 | | 54.252 | | 58.204 | | 2:44.556 | | 24 | 7:02.962 | | 55.311 | | 58.677 | | 8:56.950 | |
| 12 | 51.696 | | 53.896 | | 58.270 | | 2:43.862 | | 25 | 53.091 | | 53.575 | | <u>57.831</u> | | 2:44.497 | |
| 13 | 11:58.406 | | 56.030 | | 58.822 | | 13:53.258 | | 26 | 51.905 | | <u>52.499</u> | | 58.023 | | 2:42.427 | |

| 888 Goncalves-Goncalves-Candeias-Iopes-Oliveira | | | | | | | | Citroen C1 | | | | | | | | | |
|---|----------|-------|---------------|--------------|----------|-------|----------|------------|-----|---------------|-------|----------|-------|---------------|-------|-----------------|--------------|
| lap | Sect-1 | Speed | Sect-2 | Speed | Sect-3 | Speed | lap time | Top Speed | lap | Sect-1 | Speed | Sect-2 | Speed | Sect-3 | Speed | lap time | Top Speed |
| 1 | Pit Out | 122.2 | 53.829 | 99.9 | 59.048 | | 2:43.530 | | 17 | Pit Out | 113.8 | 55.361 | 89.7 | 1:00.266 | | 5:32.529 | |
| 2 | 52.873 | 123.3 | 54.141 | <u>105.7</u> | 59.471 | | 2:46.485 | 150.4 | 18 | 53.482 | 121.8 | 54.787 | 89.2 | 59.707 | | 2:47.976 | 151.3 |
| 3 | 52.609 | 126.2 | 53.964 | 104.3 | 59.559 | | 2:46.132 | 149.0 | 19 | 53.592 | 125.7 | 53.942 | 93.5 | 59.240 | | 2:46.774 | 151.9 |
| 4 | 52.314 | 128.6 | <u>53.208</u> | 105.2 | 59.516 | | 2:45.038 | 150.6 | 20 | 53.590 | 121.6 | 54.053 | 95.9 | Pit In | | 2:54.087 | 150.0 |
| 5 | 52.318 | 125.6 | 54.233 | 100.3 | Pit In | | 2:53.029 | 149.4 | 21 | Pit Out | 121.1 | 54.058 | 95.2 | 59.063 | | 4:34.718 | |
| 6 | Pit Out | 122.7 | 1:00.021 | 84.1 | 1:00.631 | | 5:49.756 | | 22 | 52.484 | 126.9 | 53.343 | 96.1 | 58.518 | | 2:44.345 | 151.9 |
| 7 | 54.038 | 125.7 | 55.804 | 77.1 | 1:00.836 | | 2:50.678 | 149.2 | 23 | 52.828 | 125.7 | 53.949 | 102.3 | 59.728 | | 2:46.505 | 152.8 |
| 8 | 53.470 | 126.8 | 55.572 | 81.6 | 59.608 | | 2:48.650 | 147.7 | 24 | <u>51.384</u> | 118.6 | 53.878 | 97.7 | <u>58.163</u> | | <u>2:43.425</u> | <u>154.9</u> |
| 9 | 53.040 | 126.5 | 55.468 | 90.4 | 1:00.618 | | 2:49.126 | 151.0 | 25 | 52.703 | 127.5 | 53.448 | 98.1 | 58.487 | | 2:44.638 | 151.9 |
| 10 | 53.211 | 128.0 | 55.941 | 87.1 | 59.538 | | 2:48.690 | 150.2 | 26 | 54.611 | 125.6 | 53.249 | 100.7 | Pit In | | 2:57.063 | 150.4 |
| 11 | 1:03.145 | 88.7 | 1:01.618 | 75.6 | Pit In | | 3:20.663 | 150.8 | 27 | Pit Out | 99.4 | 1:04.012 | 70.9 | 1:00.933 | | 6:32.826 | |
| 12 | Pit Out | 110.8 | 56.625 | 96.1 | 1:01.476 | | 5:07.953 | | 28 | 52.825 | 125.4 | 55.135 | 80.2 | 58.693 | | 2:46.653 | 153.2 |
| 13 | 53.965 | 117.1 | 55.444 | 94.2 | 59.995 | | 2:49.404 | 150.0 | 29 | 52.251 | 127.1 | 54.233 | 92.1 | 58.786 | | 2:45.270 | 154.3 |
| 14 | 52.982 | | 57.045 | 100.0 | 59.083 | | 2:49.110 | 149.6 | 30 | 52.428 | 123.4 | 54.011 | 93.9 | 58.951 | | 2:45.390 | 150.2 |
| 15 | 52.630 | 123.3 | 54.557 | 97.2 | 1:00.228 | | 2:47.415 | 152.8 | 31 | 52.032 | 126.2 | 53.360 | 90.8 | 58.442 | | 2:43.834 | 151.9 |
| 16 | 53.953 | 117.4 | 56.439 | 86.8 | Pit In | | 2:55.268 | 146.3 | 32 | 58.464 | 100.9 | 1:01.466 | 73.9 | Pit In | | 3:13.789 | 144.0 |

| 911 Antunes-Costa-Teixeira-Nunes-Carvalho | | | | | | | | Citroen C1 | | | | | | | | | |
|---|---------------|-------|---------------|-------|--------|-------|----------|--------------|-----|---------|-------|----------|--------------|---------------|-------|-----------------|-----------|
| lap | Sect-1 | Speed | Sect-2 | Speed | Sect-3 | Speed | lap time | Top Speed | lap | Sect-1 | Speed | Sect-2 | Speed | Sect-3 | Speed | lap time | Top Speed |
| 1 | Pit Out | 128.1 | 52.148 | 94.5 | 57.228 | | 2:38.722 | | 19 | 51.151 | 129.3 | 52.735 | 89.3 | 57.900 | | 2:41.786 | 154.7 |
| 2 | <u>50.082</u> | 130.9 | <u>51.895</u> | 93.5 | 58.023 | | 2:40.000 | 154.9 | 20 | 50.661 | 128.4 | 52.983 | 98.1 | 57.806 | | 2:41.450 | 157.2 |
| 3 | 51.174 | 133.5 | 52.369 | 104.2 | 57.652 | | 2:41.195 | 152.1 | 21 | 51.528 | 131.5 | 52.936 | 93.9 | 58.230 | | 2:42.694 | 150.8 |
| 4 | 50.844 | | 52.082 | 89.1 | Pit In | | 2:45.534 | 152.8 | 22 | 50.998 | | 52.748 | 97.8 | 58.371 | | 2:42.117 | 155.6 |
| 5 | Pit Out | 136.2 | 52.872 | 83.3 | 57.968 | | 4:37.562 | | 23 | 52.875 | | 52.762 | 92.8 | 57.977 | | 2:43.614 | 154.5 |
| 6 | 50.840 | 135.0 | 52.500 | 86.4 | 57.652 | | 2:40.992 | 151.3 | 24 | 51.248 | 130.1 | 53.006 | 89.6 | Pit In | | 2:51.586 | 150.2 |
| 7 | 50.678 | 136.0 | 52.380 | 85.2 | 57.384 | | 2:40.442 | 153.2 | 25 | Pit Out | 120.7 | 56.127 | <u>106.5</u> | 58.346 | | 4:35.463 | |
| 8 | 50.922 | | 53.098 | 88.2 | 57.248 | | 2:41.268 | 158.8 | 26 | 50.933 | 127.8 | 53.294 | 101.7 | 58.627 | | 2:42.854 | 154.9 |
| 9 | 50.386 | 132.4 | 52.360 | 86.7 | 57.243 | | 2:39.989 | 152.8 | 27 | 51.040 | 133.3 | 54.328 | 95.2 | 58.270 | | 2:43.638 | 155.2 |
| 10 | 50.134 | 135.5 | 52.436 | 84.0 | Pit In | | 2:47.392 | 155.2 | 28 | 52.021 | 132.5 | 53.154 | 93.9 | 58.469 | | 2:43.644 | 154.3 |
| 11 | Pit Out | 126.0 | 52.811 | 94.7 | 58.068 | | 4:09.497 | | 29 | 51.636 | 131.7 | 53.342 | 87.9 | 59.022 | | 2:44.000 | 154.3 |
| 12 | 51.778 | 128.9 | 56.770 | 82.9 | 59.506 | | 2:48.054 | 151.7 | 30 | 51.523 | 126.3 | 53.135 | 96.3 | Pit In | | 2:49.379 | 153.2 |
| 13 | 52.346 | 126.0 | 53.737 | 91.1 | 57.870 | | 2:43.953 | 150.8 | 31 | Pit Out | | 52.763 | 91.5 | 57.206 | | 4:41.535 | |
| 14 | 52.171 | 133.2 | 52.635 | 94.2 | 57.943 | | 2:42.749 | 151.7 | 32 | 50.197 | 127.1 | 52.243 | 91.4 | 57.055 | | 2:39.495 | 155.6 |
| 15 | 50.779 | | 53.389 | 95.4 | 57.841 | | 2:42.009 | 155.6 | 33 | 50.318 | 132.0 | 51.904 | 97.7 | <u>56.936</u> | | <u>2:39.158</u> | 157.0 |
| 16 | 50.769 | | 52.888 | 96.2 | 59.308 | | 2:42.965 | <u>159.5</u> | 34 | 50.096 | | 51.906 | 91.0 | 57.248 | | 2:39.250 | 156.5 |
| 17 | 51.910 | 128.7 | 53.503 | 92.2 | Pit In | | 2:58.387 | 157.2 | 35 | 50.159 | 128.4 | 52.451 | 88.2 | 57.023 | | 2:39.633 | 157.0 |
| 18 | Pit Out | | 53.343 | 85.0 | 58.182 | | 6:53.173 | | 36 | 54.582 | | 1:01.309 | 75.9 | Pit In | | 3:05.661 | 156.3 |



6 + 6 HORAS DO ALGARVE

6+6 Horas do Algarve

21 - 23 June 2019

Laps and Sector Times - Treino Cronometrado 2

Autodromo Internacional Algarve - 4652 mtr.

| 917 Marques-Reis-Dal Maso-Farinha-Nobre-Cruz | | | | | | | | Citroen C1 | | | | | | | | | |
|--|---------------|-------|---------------|--------------|---------------|-------|-----------------|--------------|-----|---------|-------|----------|-------|----------|-------|----------|-----------|
| lap | Sect-1 | Speed | Sect-2 | Speed | Sect-3 | Speed | lap time | Top Speed | lap | Sect-1 | Speed | Sect-2 | Speed | Sect-3 | Speed | lap time | Top Speed |
| 1 | Pit Out | | 54.983 | 93.8 | 59.854 | | 2:45.855 | | 21 | 53.076 | | 55.368 | 79.2 | 1:00.750 | | 2:49.194 | 147.9 |
| 2 | 52.968 | | 54.568 | 84.8 | 59.571 | | 2:47.107 | 146.9 | 22 | 52.694 | | 54.493 | 87.7 | 1:00.747 | | 2:47.934 | 149.0 |
| 3 | 53.003 | | 54.159 | 90.8 | <u>58.855</u> | | 2:46.017 | 146.9 | 23 | 53.313 | | 56.351 | 89.1 | Pit In | | 2:59.321 | 145.9 |
| 4 | 52.287 | | 53.657 | 93.3 | 58.976 | | 2:44.920 | 148.4 | 24 | Pit Out | | 54.941 | 98.9 | 59.777 | | 4:39.335 | |
| 5 | 52.034 | | 53.880 | 91.6 | 59.483 | | 2:45.397 | 150.2 | 25 | 52.804 | | 55.993 | 93.8 | 59.426 | | 2:48.223 | 148.4 |
| 6 | 52.077 | | 53.584 | <u>102.3</u> | 59.629 | | 2:45.290 | <u>154.1</u> | 26 | 52.255 | | 53.967 | 101.3 | 59.844 | | 2:46.066 | 149.2 |
| 7 | 54.368 | | 54.376 | 89.8 | Pit In | | 2:53.904 | 141.2 | 27 | 52.729 | | 54.530 | 91.1 | 1:00.384 | | 2:47.643 | 147.3 |
| 8 | Pit Out | | 54.424 | 88.4 | 1:00.298 | | 4:56.049 | | 28 | 57.615 | 107.6 | 1:03.380 | 76.5 | Pit In | | 3:16.103 | 152.1 |
| 9 | 52.174 | | 54.016 | 90.4 | 1:00.087 | | 2:46.277 | 147.7 | 29 | Pit Out | | 55.850 | 85.9 | 59.676 | | 4:31.065 | |
| 10 | 51.894 | | 53.935 | 89.9 | 59.515 | | 2:45.344 | 150.4 | 30 | 53.129 | | 55.607 | 82.4 | 1:00.103 | | 2:48.839 | 149.2 |
| 11 | 51.600 | | <u>53.517</u> | 87.1 | 58.985 | | <u>2:44.102</u> | 150.6 | 31 | 53.631 | 114.6 | 55.678 | 80.8 | 59.723 | | 2:49.032 | 153.4 |
| 12 | <u>51.563</u> | | 53.838 | 95.4 | 58.863 | | 2:44.264 | 150.4 | 32 | 52.834 | | 55.293 | 85.8 | 1:00.043 | | 2:48.170 | 150.2 |
| 13 | 53.053 | | 54.311 | 93.2 | Pit In | | 2:53.939 | 149.6 | 33 | 52.740 | | 54.611 | 84.5 | 59.541 | | 2:46.892 | 153.4 |
| 14 | Pit Out | | 55.815 | 71.6 | 1:00.493 | | 4:23.635 | | 34 | 53.324 | | 54.907 | 89.9 | 59.533 | | 2:47.764 | 150.8 |
| 15 | 53.605 | | 55.062 | 84.5 | 1:00.202 | | 2:48.869 | 149.0 | 35 | 52.733 | | 55.085 | 89.3 | 59.690 | | 2:47.508 | 152.5 |
| 16 | 54.254 | | 54.855 | 72.4 | 59.877 | | 2:48.986 | 146.5 | 36 | 52.649 | | 55.061 | 86.7 | 59.422 | | 2:47.132 | 147.9 |
| 17 | 52.923 | | 55.036 | 79.9 | 59.677 | | 2:47.636 | 148.1 | 37 | 52.683 | | 55.075 | 87.6 | 59.558 | | 2:47.316 | 150.2 |
| 18 | 53.186 | | 55.084 | 81.3 | Pit In | | 2:56.308 | 150.2 | 38 | 52.938 | | 54.726 | 89.4 | 59.603 | | 2:47.267 | 149.8 |
| 19 | Pit Out | | 56.134 | 85.8 | 1:03.512 | | 5:09.979 | | 39 | 52.571 | 128.3 | 54.988 | 89.7 | 59.446 | | 2:47.005 | 149.4 |
| 20 | 54.468 | | 57.225 | 84.4 | 1:00.744 | | 2:52.437 | 143.4 | 40 | | | | | | | | |

| 997 Manahu-Castro-Manahu-Freitas | | | | | | | | Citroen C1 | | | | | | | | | |
|----------------------------------|---------------|-------|---------------|-------|--------|-------|-----------------|------------|-----|---------|-------|--------|--------------|---------------|-------|----------|--------------|
| lap | Sect-1 | Speed | Sect-2 | Speed | Sect-3 | Speed | lap time | Top Speed | lap | Sect-1 | Speed | Sect-2 | Speed | Sect-3 | Speed | lap time | Top Speed |
| 1 | Pit Out | 116.9 | 53.484 | 91.8 | 57.570 | | 2:39.591 | | 19 | 50.852 | 130.1 | 53.170 | 91.2 | Pit In | | 2:49.160 | 156.3 |
| 2 | 51.106 | 125.0 | 53.008 | 92.2 | 58.154 | | 2:42.268 | 153.6 | 20 | Pit Out | 131.4 | 53.068 | 91.8 | 58.147 | | 4:41.503 | |
| 3 | 51.285 | 126.9 | 53.139 | 89.0 | 57.853 | | 2:42.277 | 153.4 | 21 | 50.854 | 131.9 | 53.022 | 92.9 | 59.181 | | 2:43.057 | 156.3 |
| 4 | 51.465 | 128.0 | 52.843 | 88.7 | 57.680 | | 2:41.988 | 151.9 | 22 | 51.909 | 129.7 | 53.486 | 98.3 | 58.220 | | 2:43.615 | 151.0 |
| 5 | <u>50.752</u> | 129.3 | 52.934 | 88.9 | 58.017 | | 2:41.710 | 154.1 | 23 | 51.998 | 128.3 | 53.247 | 99.4 | 58.721 | | 2:43.966 | 153.2 |
| 6 | 51.323 | 130.4 | 52.890 | 90.9 | 58.050 | | 2:42.263 | 152.8 | 24 | 51.343 | 128.7 | 52.833 | 100.7 | 58.607 | | 2:42.783 | 156.1 |
| 7 | 51.379 | 126.9 | 54.066 | 93.4 | 57.854 | | 2:43.299 | 154.9 | 25 | 52.469 | 94.2 | 54.422 | <u>102.2</u> | 58.098 | | 2:44.989 | 155.6 |
| 8 | 51.277 | 127.8 | 53.306 | 92.1 | 57.808 | | 2:42.391 | 152.3 | 26 | 53.579 | 124.0 | 53.756 | 100.4 | 58.622 | | 2:45.957 | 153.4 |
| 9 | 51.809 | 130.1 | <u>52.352</u> | 95.4 | 57.879 | | 2:42.047 | 153.8 | 27 | 51.750 | 130.6 | 53.103 | 83.5 | 58.824 | | 2:43.677 | 154.5 |
| 10 | 50.792 | 133.0 | 52.428 | 91.5 | 57.495 | | <u>2:40.715</u> | 154.9 | 28 | 51.206 | | 53.386 | 97.7 | 58.007 | | 2:42.599 | <u>156.7</u> |
| 11 | 53.219 | 95.6 | 1:07.325 | 58.0 | Pit In | | 3:11.882 | 156.1 | 29 | 51.815 | 129.2 | 53.364 | 93.8 | Pit In | | 2:48.961 | 154.7 |
| 12 | Pit Out | 126.5 | 54.775 | 79.8 | 58.548 | | 5:13.257 | | 30 | Pit Out | 122.0 | 54.972 | 88.9 | 59.853 | | 5:12.792 | |
| 13 | 51.721 | 126.9 | 54.286 | 84.3 | 57.999 | | 2:44.006 | 153.6 | 31 | 52.424 | 128.6 | 54.628 | 79.4 | 59.108 | | 2:46.160 | 151.5 |
| 14 | 51.496 | 126.8 | 53.805 | 78.6 | 57.954 | | 2:43.255 | 150.8 | 32 | 52.143 | 124.7 | 54.215 | 83.9 | 59.053 | | 2:45.411 | 153.8 |
| 15 | 51.411 | 126.5 | 53.601 | 91.1 | 58.458 | | 2:43.470 | 153.0 | 33 | 52.024 | 129.0 | 53.907 | 89.4 | 59.077 | | 2:45.008 | 153.2 |
| 16 | 50.882 | 131.5 | 52.950 | 88.7 | 57.848 | | 2:41.680 | 154.1 | 34 | 51.926 | 127.2 | 54.043 | 90.1 | Pit In | | 2:51.234 | 152.8 |
| 17 | 51.017 | 125.7 | 53.597 | 89.9 | 57.957 | | 2:42.571 | 156.5 | 35 | Pit Out | 123.7 | 53.430 | 89.1 | 57.479 | | 4:14.617 | |
| 18 | 50.931 | 129.8 | 53.508 | 89.5 | 57.607 | | 2:42.046 | 155.2 | 36 | 51.183 | 127.5 | 53.441 | 84.6 | <u>57.410</u> | | 2:42.034 | 154.1 |