

Algarve Classic Festival 2017

Autodromo Int. Algarve

U2 TC 26 - 29 October 2017
Laps and Sector Times - Qualifying Autodromo Internacional Algarve - 4652 mtr.

2 Paulo Sousa (PT)									Mini Cooper 1300 Mini Cooper 1300											
lap	Sect-1	Speed	Sect-2	Speed	Sect-3	Speed	TopSpeed	laptime	pit	lap	Sect-1	Speed	Sect-2	Speed	Sect-3	Speed	Topspeed	laptime	pit	
1	Out	114.5	54.889	99.0				2:48.878		4	Out	112.0	52.309	98.9	57.977				12:31.348	P
2	Out	118.4	52.548	100.8	58.718			3:30.996	P	5	52.181	116.1	51.339	108.9	59.038	142.9	147.9		2:42.558	
3	52.985	125.4	51.948	108.7		140.6	146.7	3:19.016		6	52.328	109.2	51.929	106.0	58.143	142.1	149.8		2:42.400	

4 Bechtolsheimer-Faulkner									Alfa Romeo Giulia Sprint GT											
lap	Sect-1	Speed	Sect-2	Speed	Sect-3	Speed	TopSpeed	laptime	pit	lap	Sect-1	Speed	Sect-2	Speed	Sect-3	Speed	Topspeed	laptime	pit	
1	Out	81.1	55.024	82.2	1:05.495			2:59.185		6	48.185	120.9	49.761	93.1	165.1		178.2		2:37.623	
2	58.545	109.1	54.219	95.3	1:01.068	117.9	119.5	2:53.832		7	Out	118.8	49.219	92.9	53.904				4:15.323	P
3	56.842	98.4	54.996	93.6		121.8	125.0	3:01.432		8	48.234	122.9	48.343	100.6	53.881	163.4	186.2		2:30.458	
4	Out	111.7	49.719	96.1	56.465			5:11.583	P	9	48.175	129.7	48.140	101.2	54.397	168.5	186.5		2:30.712	
5	50.230	117.3	48.906	93.8	55.948	163.4	142.9	2:35.084		10										

4 Matos-Santos(PT)									Mini Cooper 1300 Mini Cooper 1300											
lap	Sect-1	Speed	Sect-2	Speed	Sect-3	Speed	TopSpeed	laptime	pit	lap	Sect-1	Speed	Sect-2	Speed	Sect-3	Speed	Topspeed	laptime	pit	
1	Out	109.5	54.082	75.5	58.728			2:43.802		5	53.528	120.7	52.132	93.1		141.9	147.7		2:50.196	
2	52.383	114.8	51.736	94.4	58.501	141.5	145.9	2:42.620		6	Out	124.7	52.790	86.6	59.470				4:28.024	P
3	51.971	115.1	52.093	88.7	57.548	140.1	148.6	2:41.612		7	53.831	119.7	52.462	91.3	57.610	143.0	149.8		2:43.903	
4	51.607	114.8	52.318	91.8	57.447	143.6	150.2	2:41.372		8	1:13.491	71.4	1:09.641	55.4	135.7		111.2		3:45.348	

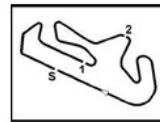
6 Pinto-Fernandes(PT)									Mini Cooper 1300 Mini Cooper 1300											
lap	Sect-1	Speed	Sect-2	Speed	Sect-3	Speed	TopSpeed	laptime	pit	lap	Sect-1	Speed	Sect-2	Speed	Sect-3	Speed	Topspeed	laptime	pit	
1	Out	120.9	53.237	84.5	56.492			2:36.421		6	51.414	113.0	51.415	82.0	56.858	146.5	153.0		2:39.687	
2	50.973	122.3	50.475	94.1	56.241	148.1	152.8	2:37.689		7	50.802	126.6	51.571	87.2	56.628	148.6	153.0		2:39.001	
3	50.423	126.8	50.099	94.3	55.916	145.0	153.0	2:36.438		8	51.047	122.6	53.175	86.1	57.220	145.4	152.8		2:41.442	
4	56.890	95.1	53.600	86.1		146.1	139.0	2:50.563		9	50.837	124.4	51.022	80.3	57.630	148.1	153.0		2:39.489	
5	Out	109.8	53.094	80.9	57.269			4:21.810	P	10	50.648	122.6	51.451	78.9	57.102	147.5	153.2		2:39.201	

7 Soper-None									Ford Lotus Cortina											
lap	Sect-1	Speed	Sect-2	Speed	Sect-3	Speed	TopSpeed	laptime	pit	lap	Sect-1	Speed	Sect-2	Speed	Sect-3	Speed	Topspeed	laptime	pit	
1	Out	120.7	44.340	91.6	51.605			2:18.228		7	47.175	125.9	45.005	104.0		188.8	136.4		2:30.921	
2	45.708	120.8	45.265	96.6	50.705	191.5	208.9	2:21.678		8	Out	120.5	44.034	101.4	50.488				5:05.085	P
3	43.577	133.2	43.905	87.6	50.475	192.9	208.9	2:17.957		9	42.620	131.2	43.900	104.2	50.009	193.5	210.9		2:16.529	
4	43.320	138.8	43.191	99.6	49.750	189.8	203.8	2:16.261		10	43.032	135.5	43.750	87.9	51.664	193.2	208.1		2:18.446	
5	42.862	125.1	43.678	97.0	50.114	186.2	206.1	2:16.654		11	47.037	126.0	45.181	93.8	51.472	190.1	209.3		2:23.690	
6	45.627	121.6	44.636	101.0	50.018	194.9	206.9	2:20.281		12	42.811	135.2	43.258	103.0	49.903	192.2	204.2		2:15.972	

9 Fernando Soares(PT)									Mini Cooper 1300 Mini Cooper 1300											
lap	Sect-1	Speed	Sect-2	Speed	Sect-3	Speed	TopSpeed	laptime	pit	lap	Sect-1	Speed	Sect-2	Speed	Sect-3	Speed	Topspeed	laptime	pit	
1	Out	110.4	52.023	89.9	57.027			2:36.855		6	50.894	129.3	51.000	83.5	56.117	142.1	143.8		2:38.011	
2	51.414	121.2	51.194	85.2	56.562	144.0	147.5	2:39.170		7	53.238	103.8	53.657	85.6		144.2	149.4		2:50.415	
3	52.041	121.8	52.720	86.7	56.223	140.3	146.3	2:40.984		8	Out	125.4	52.233	73.9	56.919				5:17.276	P
4	50.698	126.0	51.793	90.2	56.442	143.2	151.3	2:38.933		9	51.701	121.5	51.428	85.4	56.449	143.8	148.4		2:39.578	
5	52.780	120.0	51.362	90.2	56.918	143.0	140.6	2:41.060		10										

11 Sepúlveda-Aguiar (PT)									Mini Cooper 1300 Mini Cooper 1300											
lap	Sect-1	Speed	Sect-2	Speed	Sect-3	Speed	TopSpeed	laptime	pit	lap	Sect-1	Speed	Sect-2	Speed	Sect-3	Speed	Topspeed	laptime	pit	
1	Out	119.9	47.201	85.6	52.439			2:23.112		4	44.752	119.9	46.041	93.3	52.054	173.4	186.9		2:22.847	
2	45.552	119.3	46.065	92.5	51.837	170.9	184.6	2:23.454		5	44.789	129.5	45.755	90.9	51.061	172.2	186.9		2:21.605	
3	44.661	133.0	46.031	84.8	51.501	173.4	185.6	2:22.193		6										

15 Churchill-Baldwin									Austin Mini Cooper S											
lap	Sect-1	Speed	Sect-2	Speed	Sect-3	Speed	TopSpeed	laptime	pit	lap	Sect-1	Speed	Sect-2	Speed	Sect-3	Speed	Topspeed	laptime	pit	
1	Out	119.9	47.201	85.6	52.439			2:23.112		4	44.752	119.9	46.041	93.3	52.054	173.4	186.9		2:22.847	
2	45.552	119.3	46.065	92.5	51.837	170.9	184.6	2:23.454		5	44.789	129.5	45.755	90.9	51.061	172.2	186.9		2:21.605	
3	44.661	133.0	46.031	84.8	51.501	173.4	185.6	2:22.193		6										



Algarve Classic Festival 2017

Autodromo Int. Algarve

U2 TC 26 - 29 October 2017
 Laps and Sector Times - Qualifying Autodromo Internacional Algarve - 4652 mtr.

21 Rêgo-Leal (PT)								Mini Cooper 1300 Mini Cooper 1300											
lap	Sect-1	Speed	Sect-2	Speed	Sect-3	Speed	TopSpeed	laptime	pit	lap	Sect-1	Speed	Sect-2	Speed	Sect-3	Speed	Topspeed	laptime	pit
1	Out	<u>123.6</u>	53.612	85.3	58.142			2:41.851		4	52.512	118.2	52.984	<u>98.4</u>	<u>57.791</u>	139.7	144.8	2:43.287	
2	53.002	120.4	53.082	91.1	58.181	142.1	146.5	2:44.265		5	<u>52.188</u>	122.9	<u>52.703</u>	92.8	58.210	<u>143.0</u>	146.7	<u>2:43.101</u>	
3	53.035	120.3	53.149	89.0	58.261	141.5	148.4	2:44.445		6	53.252	115.8	53.802	89.9	57.940	142.9	<u>150.0</u>	2:44.994	

42 Pinto-Ferreira (PT)								Mini Cooper 1300 Mini Cooper 1300											
lap	Sect-1	Speed	Sect-2	Speed	Sect-3	Speed	TopSpeed	laptime	pit	lap	Sect-1	Speed	Sect-2	Speed	Sect-3	Speed	Topspeed	laptime	pit
1	6:48.485	117.8	53.453	89.7	59.218			8:41.156		3	<u>53.282</u>	120.5	53.161	88.2	58.708	140.6	145.6	2:45.151	
2	54.156	<u>126.2</u>	54.152	88.3	58.967	140.1	<u>145.9</u>	2:47.275	D	4	53.742	119.9	<u>52.613</u>	<u>90.5</u>	<u>58.378</u>	140.4	<u>145.9</u>	<u>2:44.733</u>	

52 Dutton-Brown								Ford Lotus Cortina											
lap	Sect-1	Speed	Sect-2	Speed	Sect-3	Speed	TopSpeed	laptime	pit	lap	Sect-1	Speed	Sect-2	Speed	Sect-3	Speed	Topspeed	laptime	pit
1	Out	116.5	45.065	97.8	50.854			2:18.018		7	Out	115.4	44.682	99.6	51.028	142.5	147.1	4:33.327	P
2	43.824	120.5	45.120	97.7	50.581	185.6	201.9	2:19.525		8	45.149	119.6	44.491	99.4	<u>50.038</u>	189.1	182.7	2:19.678	
3	44.259	122.6	44.059	102.7	51.293	187.5	202.6	2:19.611		9	45.278	115.5	44.006	105.5	50.863	190.1	198.9	2:20.147	
4	43.878	133.0	43.685	102.8	50.577	188.8	197.8	2:18.140		10	44.039	121.8	43.714	110.5	50.638	188.8	195.3	2:18.391	
5	44.314	126.9	44.017	110.8	50.539	188.2	190.8	2:18.870		11	43.917	118.0	<u>43.594</u>	<u>111.9</u>	50.821	<u>192.2</u>	205.7	2:18.332	
6	43.853	127.4	44.503	100.7		187.8	203.8	2:28.712		12	<u>43.553</u>	<u>140.4</u>	43.742	102.1	50.729	191.2	<u>207.3</u>	<u>2:18.024</u>	

53 Francisco Sanchez (PT)								Mini Cooper 1300 Mini Cooper 1300											
lap	Sect-1	Speed	Sect-2	Speed	Sect-3	Speed	TopSpeed	laptime	pit	lap	Sect-1	Speed	Sect-2	Speed	Sect-3	Speed	Topspeed	laptime	pit
1	Out	102.0	53.126	87.0	59.882			2:45.782		6	53.952	<u>130.8</u>	<u>50.734</u>	<u>99.7</u>	57.183	142.5	147.1	2:41.869	
2	53.050	120.7	51.799	87.4	57.406	143.0	147.7	2:42.255		7	<u>51.858</u>	130.6	51.256	93.3	57.293	143.4	<u>151.0</u>	<u>2:40.407</u>	
3	52.736	122.6	52.586	86.0	57.276	141.2	147.3	2:42.598		8	52.846	124.9	52.275	83.7	<u>56.988</u>	143.6	150.0	2:42.109	
4	53.768	124.6	51.743	90.6	58.091	143.4	149.6	2:43.602		9	52.320	110.2	52.088	84.6		<u>144.2</u>	148.8	2:46.829	
5	55.432	124.9	51.710		57.232	142.9	120.1	2:44.374		10	Out	121.8	52.273	85.4	57.509			4:30.068	P

54 Halusa-Dönhoff								Alfa Romeo Giulia Sprint GTA											
lap	Sect-1	Speed	Sect-2	Speed	Sect-3	Speed	TopSpeed	laptime	pit	lap	Sect-1	Speed	Sect-2	Speed	Sect-3	Speed	Topspeed	laptime	pit
1	Out	102.6	49.719	80.8	55.287			2:31.788		7	47.767	107.8	48.652	84.8		175.6	154.5	2:32.916	
2	47.086	120.7	47.456	83.7	53.465	173.1	<u>192.5</u>	2:28.007		8	Out	95.2	52.606	87.0	1:00.137			4:16.552	P
3	46.824	113.7	49.075	87.4	53.946	<u>183.1</u>	177.0	2:29.845		9	50.340	93.8	51.370	83.7	57.712	161.9	155.4	2:39.422	
4	49.427	114.2	49.277	86.3	54.578	176.2	160.0	2:33.282		10	52.756	102.8	50.982	80.6	58.221	163.1	170.1	2:41.959	
5	45.879	120.9	47.019	<u>89.4</u>	53.743	175.9	184.3	2:26.641		11	49.620	100.3	49.523	87.2	55.036	161.4	162.7	2:34.179	
6	<u>45.774</u>	<u>129.2</u>	<u>46.437</u>	88.3	<u>52.734</u>	180.3	182.7	<u>2:24.945</u>		12									

55 Rettenmaier-None								BMW 1800 Ti											
lap	Sect-1	Speed	Sect-2	Speed	Sect-3	Speed	TopSpeed	laptime	pit	lap	Sect-1	Speed	Sect-2	Speed	Sect-3	Speed	Topspeed	laptime	pit
1	Out	86.7	52.413	87.6	56.403			2:38.919		7	51.571	122.7	49.149	90.5	54.100	164.6	143.8	2:34.820	
2	51.027	101.1	50.906	92.3	56.535	157.4	174.2	2:38.468		8	48.732	124.6	48.130	94.0	54.124	165.6	178.5	2:30.986	
3	49.475	111.5	49.302	96.4	55.722	157.9	161.2	2:34.499		9	48.594	<u>124.7</u>	48.138	96.7	54.677	<u>166.9</u>	177.0	2:31.409	
4	48.268	122.4	48.201	99.6	54.558	161.7	172.8	2:31.027		10	48.517	118.3	48.905	90.6	54.047	163.1	177.9	2:31.469	
5	48.932	117.6	48.130	<u>103.3</u>	54.538	164.6	180.3	2:31.600		11	<u>48.041</u>	115.5	48.779	79.5	55.051	166.2	<u>180.6</u>	2:31.871	
6	48.223	121.9	<u>48.109</u>	97.0	<u>54.035</u>	163.1	177.0	<u>2:30.367</u>		12	49.486	107.4	48.946	89.0	54.080	166.7	165.4	2:32.512	

55 Rui Costa (PT)								Mini Cooper 1300 Mini Cooper 1300											
lap	Sect-1	Speed	Sect-2	Speed	Sect-3	Speed	TopSpeed	laptime	pit	lap	Sect-1	Speed	Sect-2	Speed	Sect-3	Speed	Topspeed	laptime	pit
1	Out	98.6	52.618	84.4	1:00.700			2:49.107		6	51.567	132.8	<u>50.179</u>	<u>112.4</u>	57.367	<u>144.6</u>	<u>149.6</u>	<u>2:39.113</u>	
2	53.895	123.4	50.927	102.0	57.236	143.4	148.4	2:42.058		7	<u>51.327</u>	<u>133.5</u>	50.774	104.9	57.154	142.1	147.7	2:39.255	
3	52.055	117.4	1:00.378	99.9	58.384	141.7	148.1	2:50.817		8	2:18.210	128.4	52.537	98.4		143.4	108.3	4:09.752	
4	51.693	129.7	51.021	94.3	57.829	140.6	147.1	2:40.543		9	Out	116.0	51.487	87.1	57.788			4:58.182	P
5	51.728	132.0	50.798	102.8	<u>56.667</u>	139.7	145.9	2:39.193		10									

74 Filipe Oliveira-Leitão (PT)								Mini Cooper 1300 Mini Cooper 1300											
lap	Sect-1	Speed	Sect-2	Speed	Sect-3	Speed	TopSpeed	laptime	pit	lap	Sect-1	Speed	Sect-2	Speed	Sect-3	Speed	Topspeed	laptime	pit
1	Out	120.5	51.476	93.0	57.373			2:37.865		6	Out	109.0	51.126	91.0	56.918			4:03.268	P
2	<u>51.129</u>	121.9	<u>51.107</u>	<u>105.2</u>	57.300	145.9	149.4	2:39.536		7	51.630	117.8	51.290	92.5	56.724	145.9	149.8	2:39.644	

Algarve Classic Festival 2017

Autodromo Int. Algarve

U2 TC 26 - 29 October 2017
 Laps and Sector Times - Qualifying Autodromo Internacional Algarve - 4652 mtr.

3	51.437	122.4	51.250	95.3	<u>56.398</u>	141.0	147.7	<u>2:39.085</u>	8	51.521	<u>125.3</u>	51.359	96.4	58.140	143.0	149.2	2:41.020
4	54.972	112.7	51.694	96.6	57.358	<u>146.9</u>	<u>153.0</u>	2:44.024	9	51.225	122.3	51.446	102.4	56.876	145.4	150.0	2:39.547
5	54.783	122.7	54.080	99.9		142.5	119.7	2:55.173	10	51.817	121.6	51.672	98.5	57.468	144.4	151.3	2:40.957

77 Hartogs-Chase-Gardener									Alfa Romeo Auto Delta Corsa										
lap	Sect-1	Speed	Sect-2	Speed	Sect-3	Speed	TopSpeed	laptime	pit	lap	Sect-1	Speed	Sect-2	Speed	Sect-3	Speed	Topspeed	laptime	pit
1	Out	102.6	51.804	84.4	57.603			2:39.254		7	Out	108.9	48.293	83.8	53.370			4:05.298	P
2	50.676	120.4	51.406	91.8	56.800	153.0	163.4	2:38.882	8	46.843	114.0	47.513	81.6	52.570	166.7	<u>184.3</u>	2:26.926		
3	48.820	111.6	49.539	89.0	55.491	161.4	176.8	2:33.850	9	46.875	122.2	<u>46.751</u>	82.2	52.129	165.6	<u>180.3</u>	<u>2:25.755</u>		
4	48.754	<u>126.3</u>	49.114	99.1	55.484	159.5	170.3	2:33.352	10	46.948	121.3	47.093	77.0	<u>52.098</u>	<u>168.5</u>	182.1	2:26.139		
5	49.416	118.8	49.468	<u>99.3</u>	55.243	160.7	158.1	2:34.127	11	<u>46.298</u>	117.8	47.674	82.9	52.516	166.2	182.4	2:26.488		
6	53.476	112.4	49.532	94.2		156.5	126.9	2:41.262	12										

79 Martin-Haddon									Ford Lotus Cortina										
lap	Sect-1	Speed	Sect-2	Speed	Sect-3	Speed	TopSpeed	laptime	pit	lap	Sect-1	Speed	Sect-2	Speed	Sect-3	Speed	Topspeed	laptime	pit
1	Out	121.1	46.973	83.7	52.637			2:23.790		7	Out	109.2	47.364	86.2	53.634			4:31.663	P
2	45.569	126.9	45.736	93.8	51.777	179.4	181.2	2:23.082	8	44.778	128.7	44.367	92.7	52.041	183.7	194.6	2:21.186		
3	44.510	132.4	45.960	<u>103.3</u>	51.990	178.5	187.5	2:22.460	9	43.490	136.4	44.330	80.8	50.558	184.0	202.2	2:18.378		
4	45.012	119.9	45.378	102.1	51.899	183.1	192.2	2:22.289	10	43.320	<u>139.0</u>	45.903	89.6	52.592	185.2	197.1	2:21.815		
5	45.011	124.3	45.468	96.3	51.252	185.2	181.2	2:21.731	11	43.387	127.7	<u>43.902</u>	90.8	<u>50.262</u>	184.0	<u>202.6</u>	<u>2:17.551</u>		
6	44.677	120.9	45.237	95.9		178.8	194.2	2:27.487	12	<u>43.125</u>	134.5	44.029	92.7	50.932	187.2	200.4	2:18.086		

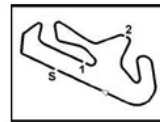
84 Jones-Crewes									Morris Mini Cooper S										
lap	Sect-1	Speed	Sect-2	Speed	Sect-3	Speed	TopSpeed	laptime	pit	lap	Sect-1	Speed	Sect-2	Speed	Sect-3	Speed	Topspeed	laptime	pit
1	Out	115.5	47.941	94.8	52.822			2:24.771		7	47.650	127.4	47.010	96.0	52.718	173.6	166.7	2:27.378	
2	48.980	123.0	47.406	88.1	53.619	173.1	175.3	2:30.005	8	46.551	130.9	47.000	94.7		174.2	185.9	2:33.617		
3	45.991	127.1	46.695	99.7	53.349	174.5	185.6	2:26.035	9	Out	121.1	46.741	100.0	52.265			3:45.590	P	
4	46.143	131.7	47.193	96.5	52.987	170.1	184.3	2:26.323	10	45.963	119.3	46.336	<u>104.8</u>	52.204	172.8	<u>187.5</u>	2:24.503		
5	<u>45.647</u>	128.1	46.709	99.4	52.580	173.9	186.5	2:24.936	11	46.116	117.5	<u>45.836</u>	91.2	<u>51.509</u>	175.0	186.5	<u>2:23.461</u>		
6	46.123	<u>134.0</u>	46.468	97.5	52.578	173.4	184.9	2:25.169	12	50.031	101.1	51.654	100.0	<u>177.9</u>	<u>187.5</u>		2:46.629		

89 Banks-Banks									Alfa Romeo Giulia Sprint GTA										
lap	Sect-1	Speed	Sect-2	Speed	Sect-3	Speed	TopSpeed	laptime	pit	lap	Sect-1	Speed	Sect-2	Speed	Sect-3	Speed	Topspeed	laptime	pit
1	Out	133.0	44.073	89.8	49.800			2:16.212		7	45.483	132.5	46.197	83.3		184.9	176.8	2:26.575	
2	42.711	<u>142.7</u>	43.067	91.7	49.574	181.2	197.4	<u>2:15.352</u>	8	Out	130.4	43.859	101.7	50.028			4:31.096	P	
3	42.871	135.8	43.061	93.8	<u>49.499</u>	182.4	197.8	2:15.431	9	42.942	132.4	43.357	96.1	49.809	<u>185.9</u>	<u>203.8</u>	2:16.108		
4	<u>42.616</u>	142.5	43.235	88.4	49.991	184.6	200.0	2:15.842	10	42.810	139.5	43.406	100.7	50.280	182.4	201.9	2:16.496		
5	43.109	139.4	<u>42.810</u>	98.5	50.684	182.7	201.1	2:16.603	11	42.716	139.0	42.985	<u>106.2</u>		184.9	202.2	2:20.641		
6	43.690	140.3	44.963	86.4	50.252	182.1	202.6	2:18.905	12										

100 Shaw-Roschmann									BMW 1800 TiSA										
lap	Sect-1	Speed	Sect-2	Speed	Sect-3	Speed	TopSpeed	laptime	pit	lap	Sect-1	Speed	Sect-2	Speed	Sect-3	Speed	Topspeed	laptime	pit
1	Out	133.0	46.377	87.5	51.610			2:20.404		6	Out	<u>137.9</u>	44.746	79.6	50.639			11:53.583	P
2	44.050	129.8	44.213	87.7	<u>50.386</u>	176.5	197.8	2:18.649	7	43.933	131.5	44.430	<u>90.4</u>	51.357	179.4	198.5	2:19.720		
3	43.822	135.2	<u>43.892</u>	90.0	50.416	175.0	193.5	<u>2:18.130</u>	8	43.797	130.6	44.182	86.9	50.846	179.4	<u>202.6</u>	2:18.825		
4	48.330	127.1	44.138	87.5	50.606	178.2	196.7	2:23.074	9	<u>43.501</u>	135.5	44.518	88.7	50.726	<u>182.1</u>	201.5	2:18.745		
5	43.890	131.7	44.374	87.6		180.3	200.0	2:23.021	10										

142 Spiers-None									Ford Cortina										
lap	Sect-1	Speed	Sect-2	Speed	Sect-3	Speed	TopSpeed	laptime	pit	lap	Sect-1	Speed	Sect-2	Speed	Sect-3	Speed	Topspeed	laptime	pit
1	Out	101.9	<u>51.390</u>	<u>81.6</u>	<u>54.697</u>			2:33.200		2	<u>54.073</u>	<u>104.2</u>	59.472	76.9		<u>162.9</u>	<u>166.9</u>	<u>3:00.351</u>	

161 Letts-Letts									Ford Lotus Cortina										
lap	Sect-1	Speed	Sect-2	Speed	Sect-3	Speed	TopSpeed	laptime	pit	lap	Sect-1	Speed	Sect-2	Speed	Sect-3	Speed	Topspeed	laptime	pit
1	Out	123.4						2:20.539		6	<u>42.831</u>	<u>133.7</u>				<u>185.6</u>		2:17.158	
2	43.853	124.4				181.2		2:19.899		7	43.593	128.6				184.6		2:18.965	
3	44.136	124.3				166.7		2:18.334		8	43.635	124.7				183.4		2:20.096	
4	43.655	126.8				184.6		2:18.436		9	Out	127.2	In		In			3:33.214	P



Algarve Classic Festival 2017

Autodromo Int. Algarve

U2 TC 26 - 29 October 2017
 Laps and Sector Times - Qualifying Autodromo Internacional Algarve - 4652 mtr.

5	43.173	128.4								182.7				2: 17.328	10				
---	--------	-------	--	--	--	--	--	--	--	-------	--	--	--	-----------	----	--	--	--	--

307 Macedo Silva-Macedo Silva										Ford Lotus Cortina									
lap	Sect-1	Speed	Sect-2	Speed	Sect-3	Speed	TopSpeed	laptime	pit	lap	Sect-1	Speed	Sect-2	Speed	Sect-3	Speed	Topspeed	laptime	pit
1	Out	117.3	48.728	89.4	54.613			2: 31.412		7	46.107	136.7	44.463	92.9	<u>50.369</u>	177.0	192.5	2: 20.939	
2	47.151	122.9	49.687	86.8	56.651	174.5	173.4	2: 33.489		8	<u>43.157</u>	<u>137.1</u>	44.481	91.1	50.470	179.4	<u>195.3</u>	<u>2: 18.108</u>	
3	46.547	124.7	47.464	93.4	54.278	174.8	185.9	2: 28.289		9	44.066	125.1	<u>44.319</u>	95.3	50.648	177.0	192.5	2: 19.033	
4	47.863	124.4	51.066	95.5	53.327	173.6	175.6	2: 32.256		10	45.132	108.8	46.663	90.4	50.816	<u>182.7</u>	<u>195.3</u>	2: 22.611	
5	47.678	121.9	48.056	<u>95.7</u>		173.9	185.2	2: 32.397		11	44.677	126.5	45.527	89.1	51.508	177.3	192.9	2: 21.712	
6	Out	129.2	46.093	93.6	50.836			4: 21.604	P	12	44.794	131.7	47.309	92.9	52.659	172.5	187.5	2: 24.762	

501 Carlos Dias Pedro (PT)										Ford RS 2000 Ford RS 2000									
lap	Sect-1	Speed	Sect-2	Speed	Sect-3	Speed	TopSpeed	laptime	pit	lap	Sect-1	Speed	Sect-2	Speed	Sect-3	Speed	Topspeed	laptime	pit
1	Out	108.8	47.139	85.5	52.679			2: 28.095		3	46.801	122.4	46.936	96.1	<u>51.697</u>	<u>173.6</u>	<u>190.1</u>	2: 25.434	
2	<u>45.283</u>	<u>133.3</u>	<u>45.022</u>	<u>96.5</u>	52.816	163.1	181.5	<u>2: 23.121</u>		4	45.611	132.0	45.563	90.9	52.110	172.2	187.5	2: 23.284	

502 Madalena Gaspar (PT)										Datsun 1200 GX Datsun 1200 GX									
lap	Sect-1	Speed	Sect-2	Speed	Sect-3	Speed	TopSpeed	laptime	pit	lap	Sect-1	Speed	Sect-2	Speed	Sect-3	Speed	Topspeed	laptime	pit
1	Out	96.9	52.990	82.6	55.724			2: 40.749		6	49.852	125.3	49.079	98.6	55.272	153.2	160.5	2: 34.203	
2	50.266	122.2	48.849	<u>99.6</u>	55.240	156.7	162.7	2: 34.355		7	<u>49.400</u>	<u>130.1</u>	<u>48.556</u>	92.1	<u>54.467</u>	153.2	162.7	<u>2: 32.423</u>	
3	50.441	126.9	49.515	90.0	55.309	154.7	164.1	2: 35.265		8	50.371	116.4	49.248	88.0	55.260	<u>157.0</u>	<u>165.6</u>	2: 34.879	
4	50.713	123.6	49.185	91.5	54.698	152.3	163.9	2: 34.596		9	50.469	118.6	50.280	81.7		153.2	162.7	2: 45.047	
5	50.996	121.5	49.750	87.3	55.183	152.1	157.4	2: 35.929		10									

504 Gaspar-Mayer Gaspar (PT)										Ford Escort RS 2000 Ford Escort RS 2000									
lap	Sect-1	Speed	Sect-2	Speed	Sect-3	Speed	TopSpeed	laptime	pit	lap	Sect-1	Speed	Sect-2	Speed	Sect-3	Speed	Topspeed	laptime	pit
1	Out	108.8	47.139	85.5	52.679			2: 28.095		3	46.801	122.4	46.936	96.1	<u>51.697</u>	<u>173.6</u>	<u>190.1</u>	2: 25.434	
2	<u>45.283</u>	<u>133.3</u>	<u>45.022</u>	<u>96.5</u>	52.816	163.1	181.5	<u>2: 23.121</u>		4	45.611	132.0	45.563	90.9	52.110	172.2	187.5	2: 23.284	

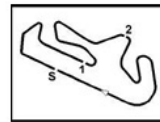
513 Nunes-da-l Maso (PT)										Porsche 924 Turbo									
lap	Sect-1	Speed	Sect-2	Speed	Sect-3	Speed	TopSpeed	laptime	pit	lap	Sect-1	Speed	Sect-2	Speed	Sect-3	Speed	Topspeed	laptime	pit
1	Out	103.4	51.237	83.1	57.660			2: 38.082		4	<u>47.364</u>	<u>133.8</u>	49.017	87.9	<u>55.444</u>	168.5	<u>184.3</u>	<u>2: 31.825</u>	
2	47.867	123.9	<u>48.419</u>	<u>90.1</u>	55.723	<u>169.8</u>	182.1	2: 32.009		5	1: 00.319	89.9	1: 04.662	76.1		162.4	141.4	3: 20.410	
3	50.450	108.0	53.631	89.0	56.152	169.0	164.1	2: 40.233		6									

521 Cidrais-Cidrais (PT)										Volkswagen Scirocco Volkswagen Scirocco									
lap	Sect-1	Speed	Sect-2	Speed	Sect-3	Speed	TopSpeed	laptime	pit	lap	Sect-1	Speed	Sect-2	Speed	Sect-3	Speed	Topspeed	laptime	pit
1	Out	112.9						2: 21.487		4	49.428	<u>150.4</u>				166.7		2: 43.621	
2	<u>45.264</u>	141.5				<u>170.6</u>		<u>2: 34.239</u>		5	Out	113.3	In		In			7: 13.350	P
3	Out	142.1	In		In			7: 22.764	P	6									

525 Gagliardini-Pinto (PT)										Volkswagen Golf GTi Volkswagen Golf GTi									
lap	Sect-1	Speed	Sect-2	Speed	Sect-3	Speed	TopSpeed	laptime	pit	lap	Sect-1	Speed	Sect-2	Speed	Sect-3	Speed	Topspeed	laptime	pit
1	Out	126.2	48.870	101.6	55.060			2: 29.253		5	48.090	140.4	47.337	103.2	<u>53.576</u>	160.7	173.6	2: 29.003	
2	49.249	135.8	48.392	98.6	53.619	154.9	153.0	2: 31.260		6	<u>47.676</u>	142.3	47.942	94.5	54.238	<u>162.9</u>	<u>174.2</u>	2: 29.856	
3	47.900	140.1	48.526	106.6	54.214	160.0	172.2	2: 30.640		7	48.191	139.5	<u>47.081</u>	<u>111.7</u>	56.528	160.7	173.6	2: 31.800	
4	47.953	<u>143.6</u>	48.838	95.6	53.774	161.4	169.8	2: 30.565		8									

527 Dias-Moura (PT)										Fiat 127 Abarth Fiat 127 Abarth									
lap	Sect-1	Speed	Sect-2	Speed	Sect-3	Speed	TopSpeed	laptime	pit	lap	Sect-1	Speed	Sect-2	Speed	Sect-3	Speed	Topspeed	laptime	pit
1	Out	102.5	54.484	<u>95.0</u>	59.593			2: 48.156		5	56.608	103.9	56.130	69.9	1: 03.350	132.4	143.8	2: 56.088	
2	52.887	<u>121.8</u>	50.559	93.6	<u>56.055</u>	140.3	145.2	<u>2: 39.501</u>		6	56.348	100.7	55.185	81.3	1: 01.976	135.2	145.4	2: 53.509	
3	<u>7: 41.673</u>	86.4	<u>58.405</u>	84.4	1: 04.610	<u>143.6</u>	<u>151.0</u>	9: 44.688		7	55.553	97.2	55.642	83.5	1: 00.740	136.5	146.9	2: 51.935	
4	56.720	97.6	57.091	66.5	1: 03.563	130.4	143.0	2: 57.374		8									

528 Nazário-Redol (PT)										Porsche 924 Porsche 924									
lap	Sect-1	Speed	Sect-2	Speed	Sect-3	Speed	TopSpeed	laptime	pit	lap	Sect-1	Speed	Sect-2	Speed	Sect-3	Speed	Topspeed	laptime	pit
1	Out	107.4	54.211	90.5	57.683			2: 40.107		7	49.472	128.4	49.799	88.7	<u>55.119</u>	160.0	168.8	<u>2: 34.390</u>	



Algarve Classic Festival 2017

Autodromo Int. Algarve

U2 TC 26 - 29 October 2017
 Laps and Sector Times - Qualifying Autodromo Internacional Algarve - 4652 mtr.

Lap	Sect-1	Speed	Sect-2	Speed	Sect-3	Speed	TopSpeed	laptime	pit
2	49.292	116.0	51.534	90.7	57.387	156.3	173.9	2:38.213	8
3	49.982	110.3	50.666	87.7	57.477	153.4	171.7	2:38.125	9
4	50.147	99.3	50.725	82.5	55.540	155.2	173.9	2:36.412	10
5	52.190	116.3	49.693	<u>91.1</u>	56.534	159.5	154.9	2:38.417	11
6	49.036	125.1	<u>49.381</u>	87.0	56.251	160.0	162.2	2:34.668	12

540 Matos-Matos(PT)										Volkswagen Golf GTi Volkswagen Golf GTi									
lap	Sect-1	Speed	Sect-2	Speed	Sect-3	Speed	TopSpeed	laptime	pit	lap	Sect-1	Speed	Sect-2	Speed	Sect-3	Speed	Topspeed	laptime	pit
1	Out	93.7	59.507	80.6	56.753			2:48.748		3	Out	<u>130.3</u>	<u>50.544</u>	<u>97.6</u>	<u>54.729</u>			5:03.932	P
2	<u>51.313</u>	106.2	51.193	90.8		<u>158.4</u>	<u>164.9</u>	<u>2:40.499</u>		4	58.462	109.4	1:04.741	83.6		145.9	116.6	3:07.490	

572 Luis Sousa Ribeiro(PT)										Jaguar XJS Jaguar XJS									
lap	Sect-1	Speed	Sect-2	Speed	Sect-3	Speed	TopSpeed	laptime	pit	lap	Sect-1	Speed	Sect-2	Speed	Sect-3	Speed	Topspeed	laptime	pit
1	Out	107.4	53.385	91.7	54.754			2:37.300		6	46.022	<u>140.4</u>	47.237	92.4		173.4	183.1	2:37.250	
2	46.839	127.5	46.747	99.0	53.760	180.0	190.5	2:27.346		7	Out	95.1	51.005	96.3	53.431			7:42.144	P
3	<u>45.516</u>	132.4	47.556	84.9	<u>52.619</u>	177.0	190.1	2:25.691		8	45.625	133.7	46.046	98.3	53.316	176.8	196.4	<u>2:24.987</u>	
4	46.216	131.9	47.030	99.4	53.950	<u>182.1</u>	197.8	2:27.196		9	47.391	128.3	<u>45.666</u>	<u>107.0</u>	56.965	180.6	<u>198.9</u>	2:30.022	
5	45.525	120.8	48.677	90.2	54.391	181.5	187.5	2:28.593		10									

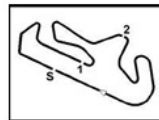
579 Miguel Ferreira										Ford Escort									
lap	Sect-1	Speed	Sect-2	Speed	Sect-3	Speed	TopSpeed	laptime	pit	lap	Sect-1	Speed	Sect-2	Speed	Sect-3	Speed	Topspeed	laptime	pit
1	Out	104.4	49.825	78.7	55.270			2:32.593		6	47.025	114.4	46.837	87.2	53.341	171.4	179.7	2:27.203	
2	49.143	115.3	47.936	81.6	53.934	166.4	165.9	2:31.013		7	46.547	115.1	46.727	95.0	52.991	172.0	<u>182.7</u>	2:26.265	
3	47.900	110.2	47.832	80.8	53.526	165.6	170.1	2:29.258		8	<u>45.978</u>	<u>127.2</u>	46.349	<u>97.4</u>	53.144	172.0	177.6	2:25.471	
4	47.897	113.3	48.100	76.4	53.387		168.5	2:29.384		9	46.632	118.7	<u>46.093</u>	94.6	<u>52.658</u>	166.9	175.0	<u>2:25.383</u>	
5	6:50.012	107.8	46.901	89.5	54.014	168.8	169.5	8:30.927	P	10									

581 Pinho-Gomes Vaquero(PT)										Rover 2600 Rover 2600									
lap	Sect-1	Speed	Sect-2	Speed	Sect-3	Speed	TopSpeed	laptime	pit	lap	Sect-1	Speed	Sect-2	Speed	Sect-3	Speed	Topspeed	laptime	pit
1	Out	108.9	52.679	96.2	56.286			2:38.660		6	55.023	112.6	53.930	88.5	1:11.890	144.4	145.0	3:00.843	
2	54.132	117.8	52.162	<u>109.1</u>	58.500	158.6	151.3	2:44.794		7	57.219	103.3	54.998	72.4	1:00.661	148.4	148.4	2:52.878	
3	53.870	115.8	<u>50.581</u>	97.6	<u>55.074</u>	152.5	156.5	<u>2:39.525</u>		8	54.211	114.2	52.805	91.7	58.538	132.4	144.4	2:45.554	
4	<u>51.585</u>	<u>126.2</u>	1:20.876	99.2	<u>161.0</u>		<u>157.4</u>	3:18.031		9	53.694	121.5	55.107	94.9	57.112	150.6	155.4	2:45.913	
5	Out	97.9	56.965	91.5	1:00.901			6:46.697	P	10									

587 Manuel Cabral Menezes(PT)										Volkswagen Golf GTi Volkswagen Golf GTi									
lap	Sect-1	Speed	Sect-2	Speed	Sect-3	Speed	TopSpeed	laptime	pit	lap	Sect-1	Speed	Sect-2	Speed	Sect-3	Speed	Topspeed	laptime	pit
1	Out	135.2	47.237	87.0	54.047			2:24.606		6	46.837	134.0	46.969	93.0	<u>52.579</u>	<u>160.7</u>	172.0	2:26.385	
2	47.756	127.5	48.099	96.4	53.251	159.8	168.2	2:29.106		7	46.862	136.5	47.058	94.4	53.149	160.5	<u>172.2</u>	2:27.069	
3	48.751	126.8	49.583	87.9	52.943	160.5	171.4	2:31.277		8	<u>46.740</u>	137.4	<u>46.805</u>	106.3	55.092	158.1	169.8	2:28.637	
4	47.680	<u>143.4</u>	48.735	92.4		159.3	171.7	2:36.172		9	49.187	134.8	48.342	96.3	53.886	147.3	154.1	2:31.415	
5	Out	140.6	47.203	<u>111.1</u>	52.943			6:04.613	P	10	48.407	114.9	47.739	94.2		153.0	164.1	2:36.250	

588 Cerveira Pinto-Fernandes(PT)										Volkswagen Golf GTi Volkswagen Golf GTi									
lap	Sect-1	Speed	Sect-2	Speed	Sect-3	Speed	TopSpeed	laptime	pit	lap	Sect-1	Speed	Sect-2	Speed	Sect-3	Speed	Topspeed	laptime	pit
1	Out	132.0	46.856	92.9	52.735			2:23.848		7	47.164	126.3	47.375	91.3	53.693	165.9	<u>184.9</u>	2:28.232	
2	45.879	129.3	48.507	91.7	54.642	168.0	178.8	2:29.028		8	46.602	114.4	46.406	97.6	<u>51.687</u>	165.9	180.3	2:24.695	
3	47.587	137.9	45.765	89.5	51.938	162.9	177.9	2:25.290		9	45.902	137.9	46.791	94.1	52.305	169.0	184.6	2:24.998	
4	46.190	139.0	<u>45.650</u>	99.9	51.726	165.4	178.5	<u>2:23.566</u>		10	<u>45.577</u>	133.5	46.794	98.7	51.763	170.6	181.5	2:24.134	
5	46.436	136.4	46.699	83.3		169.3	177.6	2:32.601		11	45.692	119.3	46.765	94.2	52.198	166.9	180.0	2:24.655	
6	Out	121.1	47.327	90.7	52.434			4:06.943	P	12									

595 Fresco-Fresco(PT)										Ford Capri Ford Capri									
lap	Sect-1	Speed	Sect-2	Speed	Sect-3	Speed	TopSpeed	laptime	pit	lap	Sect-1	Speed	Sect-2	Speed	Sect-3	Speed	Topspeed	laptime	pit
1	Out	102.0	51.920	89.8	57.445			2:37.430		6	47.646	<u>138.3</u>	<u>47.793</u>	<u>100.8</u>	56.270	165.4	177.6	2:31.709	
2	<u>47.511</u>	121.3	49.197	97.7	56.623	165.4	174.5	2:33.331		7	48.831	131.9	48.399	90.9	56.535	160.2	178.5	2:33.765	
3	50.130	123.9	48.355	95.5	<u>55.460</u>	162.4	178.5	2:33.945		8	47.946	125.1	48.007	80.5	56.884	<u>166.2</u>	177.9	2:32.837	
4	1:00.936	124.0	48.388	86.7	56.293	160.5	<u>179.7</u>	2:45.617		9	48.773	126.6	49.582	87.3		163.1	177.0	2:39.263	



Algarve Classic Festival 2017

Autodromo Int. Algarve

U2 TC

26 - 29 October 2017

Laps and Sector Times - Qualifying

Autodromo Internacional Algarve - 4652 mtr.

5	48.591	125.4	49.039	88.7	55.794	165.9	177.3	2:33.424	10	Out	105.7	51.223	75.5	58.674	4:23.910 P
---	--------	-------	--------	------	--------	-------	-------	----------	----	-----	-------	--------	------	--------	------------

