

Algarve Classic Festival 2017

Autodromo Int. Algarve

MRL 50s SPORTS CARS \ HTCC & TDT
26 - 29 October 2017
Laps and Sector Times - Private Practice
Autodromo Internacional Algarve - 4652 mtr.

4 Williams-Williams									Rover SD1										
lap	Sect-1	Speed	Sect-2	Speed	Sect-3	Speed	TopSpeed	laptime	pit	lap	Sect-1	Speed	Sect-2	Speed	Sect-3	Speed	Topspeed	laptime	pit
1	Out	96.9	48.505	84.2	50.814			2:25.321		6	Out	135.2	<u>43.272</u>	105.3	48.485			4:46.190	P
2	46.294	114.9	46.001	96.7	52.578	186.2	166.2	2:24.873		7	41.917	<u>156.1</u>	43.964	108.1	<u>47.935</u>	190.1	216.4	<u>2:13.816</u>	
3	42.151	130.6	44.314	90.2	48.965	187.5	192.2	2:15.430		8	42.328	154.5	44.278	<u>120.0</u>	48.903	<u>194.9</u>	188.2	2:15.509	
4	42.531	126.8	44.320	88.0	48.844	188.8	204.2	2:15.695		9	<u>41.150</u>	152.3	45.303	107.8	50.051	193.2	<u>217.3</u>	2:16.504	
5	41.496	124.3	44.836	105.5		194.6	214.3	2:27.379		10									

9 Mallett-Rowley									Rover SD1 3500S										
lap	Sect-1	Speed	Sect-2	Speed	Sect-3	Speed	TopSpeed	laptime	pit	lap	Sect-1	Speed	Sect-2	Speed	Sect-3	Speed	Topspeed	laptime	pit
1	Out	82.6	52.363	79.1	1:00.226			2:42.026		6	48.663	108.5	49.074	89.3	55.127	172.8	168.0	2:32.864	
2	51.759	97.3	49.319	92.9	53.926	150.6	155.4	2:35.004		7	46.238	127.4	47.128	78.1	52.402	177.9	181.2	<u>2:25.768</u>	
3	<u>46.100</u>	116.1	47.454	91.7	52.915	177.9	176.8	2:26.469		8	47.742	121.5	<u>46.571</u>	<u>94.4</u>	<u>51.961</u>	<u>184.3</u>	166.2	2:26.274	
4	46.795	100.5	48.044	94.0		182.7	184.9	2:38.379		9	47.878	<u>128.3</u>	46.779	86.7	52.194	180.6	<u>194.6</u>	2:26.851	
5	Out	100.7	51.341	84.6	55.179			4:41.627	P	10									

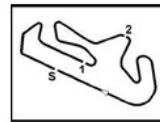
10 Gillett-Smith									Willment Climax										
lap	Sect-1	Speed	Sect-2	Speed	Sect-3	Speed	TopSpeed	laptime	pit	lap	Sect-1	Speed	Sect-2	Speed	Sect-3	Speed	Topspeed	laptime	pit
1	Out	109.3						2:28.877		6	<u>42.819</u>	120.7				<u>201.1</u>		2:18.088	
2	45.365	124.9				189.1		2:22.734		7	43.266	<u>131.9</u>				<u>201.1</u>		2:20.028	
3	43.662	124.3				194.9		2:20.349		8	43.427	131.7				197.4		<u>2:17.418</u>	
4	43.478	109.3				196.7		2:25.176		9	53.959	90.5				200.0		3:03.571	
5	Out	108.8	In		In			4:07.628	P	10									

11 Wakeman-Edwards									Cooper T38										
lap	Sect-1	Speed	Sect-2	Speed	Sect-3	Speed	TopSpeed	laptime	pit	lap	Sect-1	Speed	Sect-2	Speed	Sect-3	Speed	Topspeed	laptime	pit
1	Out	121.6	46.716	79.0	52.198			2:23.621		6	Out	103.7	46.949	81.9	53.218			7:23.826	P
2	44.250	122.0	44.241	83.5	<u>50.303</u>	171.2	174.8	2:18.794		7	45.518	110.7	45.420	85.5	51.247	189.8	188.5	2:22.185	
3	<u>42.145</u>	129.5	44.023	85.9	50.605	<u>202.2</u>	<u>205.7</u>	<u>2:16.773</u>		8	43.879	<u>133.2</u>	<u>43.772</u>	85.3	50.312	199.3	198.9	2:17.963	
4	42.611	125.0	43.875	81.9	50.453	201.1	194.2	2:16.939		9	44.179	116.5	44.983	80.8	50.354	201.1	177.0	2:19.516	
5	44.953	111.1	45.264	<u>87.1</u>		200.4	178.5	2:33.870		10									

12 Brooks-O'Connell									Lister Jaguar 'Flat Iron'										
lap	Sect-1	Speed	Sect-2	Speed	Sect-3	Speed	TopSpeed	laptime	pit	lap	Sect-1	Speed	Sect-2	Speed	Sect-3	Speed	Topspeed	laptime	pit
1	Out	125.7	42.972	105.6	51.113			2:16.447		5	Out	113.4	45.359	93.4	51.381			7:17.822	P
2	44.380	<u>132.2</u>	43.762	103.1	<u>49.152</u>	170.3	190.5	2:17.301		6	42.756	127.4	45.712	91.0	53.316	194.9	198.9	2:21.784	
3	<u>41.932</u>	130.9	42.222	108.5	49.419	<u>203.8</u>	<u>213.9</u>	<u>2:13.573</u>		7	50.728	99.9	51.272	75.7	52.934	144.6	144.6	2:34.934	
4	42.956	125.6	<u>42.185</u>	<u>110.0</u>		200.7	206.1	2:25.313		8	47.562	112.1	49.871	75.2	55.176	177.0	185.2	2:39.197	

14 Brown-Brown									Jaguar C-type										
lap	Sect-1	Speed	Sect-2	Speed	Sect-3	Speed	TopSpeed	laptime	pit	lap	Sect-1	Speed	Sect-2	Speed	Sect-3	Speed	Topspeed	laptime	pit
1	Out	100.7	49.510	87.1	54.945			2:31.753		6	50.899	100.1	48.242	92.3		175.0	177.0	2:37.637	
2	50.324	105.4	49.583	79.5	55.103	175.0	166.7	2:35.010		7	Out	<u>120.5</u>	48.346	<u>95.2</u>	55.888			5:39.861	P
3	47.988	111.0	49.808	82.4	54.198	175.0	180.9	2:31.994		8	49.589	115.0	49.879	79.5	55.176	177.0	165.1	2:34.644	
4	47.491	108.2	<u>47.653</u>	90.8	54.246	<u>177.3</u>	178.8	<u>2:29.390</u>		9	48.844	103.9	51.102	80.5	56.003	173.9	182.7	2:35.949	
5	<u>46.340</u>	108.5	50.994	89.7	<u>53.923</u>	177.0	176.2	2:31.257		10									

15 Spiers-Pattle									Ford Capri										
lap	Sect-1	Speed	Sect-2	Speed	Sect-3	Speed	TopSpeed	laptime	pit	lap	Sect-1	Speed	Sect-2	Speed	Sect-3	Speed	Topspeed	laptime	pit
1	Out	107.1	47.980	79.3	54.125			2:29.499		6	45.236	115.6	46.108	94.2	53.822	185.2	180.3	2:25.166	
2	48.199	<u>126.9</u>	45.681	86.3	52.705	188.5	172.0	2:26.585		7	45.206	112.0	44.997	<u>98.7</u>	52.825	<u>194.2</u>	178.5	2:23.028	
3	44.635	121.2	46.274	82.5		189.8	194.6	2:26.938		8	49.726	98.9	50.260	84.3	53.669	193.5	170.3	2:33.655	
4	Out	113.3	48.548	92.5	56.919			4:43.666	P	9	44.185	122.4	<u>44.932</u>	97.8	<u>52.385</u>	191.2	184.9	<u>2:21.502</u>	
5	45.567	112.7	45.811	97.6	53.046	177.3	195.3	2:24.424		10									



Algarve Classic Festival 2017

Autodromo Int. Algarve

MRL 50s SPORTS CARS \ HTCC & TDT
Laps and Sector Times - Private Praticce

26 - 29 October 2017
Autodromo Internacional Algarve - 4652 mtr.

16 Steve Dance								Ford Capri											
lap	Sect-1	Speed	Sect-2	Speed	Sect-3	Speed	TopSpeed	laptime	pit	lap	Sect-1	Speed	Sect-2	Speed	Sect-3	Speed	Topspeed	laptime	pit
1	Out	96.5	45.792	89.9	50.993			2:22.825		3	<u>40.917</u>	<u>136.7</u>	41.847	106.8	<u>47.280</u>	198.5	222.2	<u>2:10.044</u>	
2	41.729	126.8	43.635	<u>107.7</u>	50.148	198.5	203.4	2:15.512		4	41.527	135.7	<u>41.058</u>	101.2		<u>203.8</u>	<u>226.9</u>	2:14.055	

19 Emmerling-Hooper								Elva MkV											
lap	Sect-1	Speed	Sect-2	Speed	Sect-3	Speed	TopSpeed	laptime	pit	lap	Sect-1	Speed	Sect-2	Speed	Sect-3	Speed	Topspeed	laptime	pit
1	Out	95.3	49.940	92.2	57.115			2:35.978		6	Out	101.8	48.867	88.5	57.897			4:01.693	P
2	48.290	101.3	47.781	91.8	57.455	170.1	181.5	2:33.526		7	46.214	109.6	47.974	97.0	54.603	172.5	176.8	2:28.791	
3	<u>45.821</u>	<u>111.7</u>	<u>45.632</u>	<u>105.1</u>	54.550	168.5	182.7	<u>2:26.003</u>		8	47.215	107.2	47.928	91.4	<u>53.190</u>	175.0	170.1	2:28.333	
4	46.235	106.2	47.459	93.8	53.788	168.2	186.9	2:27.482		9	46.069	110.2	47.923	85.3	53.615	<u>175.3</u>	181.8	2:27.607	
5	46.662	104.5	48.492	97.4		171.7	<u>187.5</u>	2:33.776		10									

20 Rudiger Friedrichs								Jaguar C-type											
lap	Sect-1	Speed	Sect-2	Speed	Sect-3	Speed	TopSpeed	laptime	pit	lap	Sect-1	Speed	Sect-2	Speed	Sect-3	Speed	Topspeed	laptime	pit
1	Out	77.0	51.767	82.0	57.504			2:39.936		6	48.680	105.0	52.458	74.2		189.1	189.5	2:47.753	
2	52.225	77.5	50.235	85.6	54.991	185.9	163.1	2:37.451		7	Out	<u>113.4</u>	47.938	<u>96.2</u>	53.812			5:17.339	P
3	49.455	98.1	<u>46.283</u>	87.6	<u>52.599</u>	<u>191.5</u>	166.7	2:28.337		8	47.748	102.1	49.593	82.3	54.410	179.7	165.1	2:31.751	
4	46.694	102.6	48.034	87.2	52.870	190.8	186.5	2:27.598		9	46.388	110.5	47.076	80.5	55.760	181.8	171.4	2:29.224	
5	<u>46.197</u>	104.2	47.557	91.8	53.638	191.2	<u>193.9</u>	<u>2:27.392</u>		10									

20 Dumolin-Van Riet								BMW 3.0 CSL											
lap	Sect-1	Speed	Sect-2	Speed	Sect-3	Speed	TopSpeed	laptime	pit	lap	Sect-1	Speed	Sect-2	Speed	Sect-3	Speed	Topspeed	laptime	pit
1	Out	117.3	45.280	<u>101.9</u>	49.819			2:19.299		4	<u>43.586</u>	130.1	44.480	96.6	52.822	195.3	198.5	2:20.888	
2	43.640	125.3	45.036	91.8	49.175	<u>196.0</u>	194.2	2:17.851		5	45.687	115.9	45.290	97.0	50.376	195.3	195.3	2:21.353	
3	44.421	<u>132.7</u>	<u>44.248</u>	96.1	<u>48.907</u>	191.5	193.5	<u>2:17.576</u>		6	44.087	108.8	45.530	79.4		<u>196.0</u>	<u>201.1</u>	2:27.884	

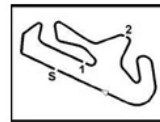
24 Ward-Ward								Jaguar XK120 Ecurie Ecosse											
lap	Sect-1	Speed	Sect-2	Speed	Sect-3	Speed	TopSpeed	laptime	pit	lap	Sect-1	Speed	Sect-2	Speed	Sect-3	Speed	Topspeed	laptime	pit
1	Out	94.1	49.818	93.8	57.037			2:33.527		3	<u>47.081</u>	108.0	<u>47.567</u>	<u>107.4</u>	57.321	179.4	180.0	2:31.969	
2	47.967	113.0	48.732	84.0	<u>54.719</u>	<u>180.0</u>	171.4	2:31.418		4	47.087	<u>113.9</u>	48.799	105.4	55.473	179.7	180.9	<u>2:31.359</u>	

26 Hope-Beddown								BMW 635											
lap	Sect-1	Speed	Sect-2	Speed	Sect-3	Speed	TopSpeed	laptime	pit	lap	Sect-1	Speed	Sect-2	Speed	Sect-3	Speed	Topspeed	laptime	pit
1	Out	104.1	48.799	86.7	54.219			2:29.362		6	43.287	129.0	45.559	92.5	51.980	190.5	187.2	2:20.826	
2	44.124	<u>141.0</u>	44.409	93.8	51.376	180.6	192.9	2:19.909		7	43.676	127.7	43.959	100.1	51.517	189.5	185.2	2:19.152	
3	45.256	140.1	44.444	92.3	51.054	180.3	198.5	2:20.754		8	<u>42.512</u>	140.4	42.997	97.8	50.906	186.2	205.3	2:16.415	
4	44.513	122.9	44.529	93.1		182.4	201.5	2:21.514		9	44.527	132.2	<u>42.672</u>	99.4	49.159	189.1	<u>208.9</u>	2:16.358	
5	Out	122.9	45.228	<u>100.4</u>	50.075			4:19.356	P	10	43.052	128.3	43.631	90.2	<u>49.088</u>	<u>193.2</u>	201.5	<u>2:15.771</u>	

27 Corfield-Williams								Frazer Nash Le Mans Replica MkII											
lap	Sect-1	Speed	Sect-2	Speed	Sect-3	Speed	TopSpeed	laptime	pit	lap	Sect-1	Speed	Sect-2	Speed	Sect-3	Speed	Topspeed	laptime	pit
1	Out	0.7	<u>49.874</u>	90.5			<u>168.2</u>	15:02.184		2									

28 Cottingham-Girado								Tojeiro Jaguar											
lap	Sect-1	Speed	Sect-2	Speed	Sect-3	Speed	TopSpeed	laptime	pit	lap	Sect-1	Speed	Sect-2	Speed	Sect-3	Speed	Topspeed	laptime	pit
1	Out	117.8	43.387	82.3	49.162			2:20.898		6	40.412	139.9	42.137	91.7		<u>215.1</u>	222.2	2:17.681	
2	41.858	123.7	42.672	91.9	<u>48.278</u>	208.5	199.6	2:12.808		7	Out	130.8	43.049	97.6	49.719			5:10.348	P
3	<u>40.397</u>	<u>144.6</u>	41.908	<u>106.4</u>	49.072	213.4	223.1	<u>2:11.377</u>		8	42.769	115.6	42.788	95.2	49.010	203.8	208.5	2:14.567	
4	40.971	129.7	<u>41.578</u>	97.2	49.262	211.8	222.2	2:11.811		9	41.325	136.0	41.766	95.8	49.697	214.3	219.5	2:12.788	
5	41.430	126.2	41.791	95.2	48.815	213.4	<u>224.5</u>	2:12.036		10									

29 Ahlers-Bellinger								Lola Mk1 Prototype											
lap	Sect-1	Speed	Sect-2	Speed	Sect-3	Speed	TopSpeed	laptime	pit	lap	Sect-1	Speed	Sect-2	Speed	Sect-3	Speed	Topspeed	laptime	pit
1	Out	112.3	46.609	87.0	51.121			2:21.437		6	48.268	103.3	51.259	75.6		184.0	189.1	2:39.021	
2	52.654	114.6	44.863	89.2	51.212	187.8	199.6	2:28.729		7	Out	115.0	44.528	98.3	49.964			6:36.309	P
3	42.653	128.7	43.385	99.7	49.496	184.9	199.3	2:15.534		8	43.087	119.6	43.231	98.4	49.712	184.6	198.2	2:16.030	



Algarve Classic Festival 2017

Autodromo Int. Algarve

MRL 50s SPORTS CARS \ HTCC & TDT

26 - 29 October 2017

Laps and Sector Times - Private Practice

Autodromo Internacional Algarve - 4652 mtr.

4	42.974	128.4	45.653	88.7	53.214	189.1	201.9	2:21.841	9	42.874	115.3	45.428	90.5	184.6	199.6	2:19.967
5	42.361	134.7	42.838	109.6	49.259	182.7	197.4	2:14.458	10							

29 Hart-Nuthall									Renault 5 GT Turbo								
lap	Sect-1	Speed	Sect-2	Speed	Sect-3	Speed	TopSpeed	laptime pit	lap	Sect-1	Speed	Sect-2	Speed	Sect-3	Speed	Topspeed	laptime pit
1	Out	106.5	49.598	87.0	54.032			2:28.175	6	44.321	125.3	45.705	94.7	50.279	184.6	186.5	2:20.305
2	45.459	115.6	47.711	83.7	52.562	176.8	185.2	2:25.732	7	43.644	133.7	47.605	83.5	184.3	191.2	2:28.644	
3	44.509	121.2	46.057	88.1	51.135	177.9	187.8	2:21.701	8	Out	116.5	45.822	89.1	49.904		4:51.636	P
4	45.315	134.7	44.582	98.2	49.680	182.1	188.2	2:19.577	9	43.542	122.7	45.198	92.4	49.338	184.6	194.6	2:18.078
5	43.345	132.7	46.528	84.6	50.155	184.9	194.2	2:20.028	10								

30 Ball-Ball									Jaguar D-type									
lap	Sect-1	Speed	Sect-2	Speed	Sect-3	Speed	TopSpeed	laptime pit	lap	Sect-1	Speed	Sect-2	Speed	Sect-3	Speed	Topspeed	laptime pit	
1	Out	101.0						2:33.503	6	Out	115.9	In		In			4:52.420	P
2	47.437	118.4				191.8		2:31.373	7	47.435	108.8			194.6			2:27.406	
3	46.319	125.1				189.5		2:33.075	8	46.761	115.6			198.9			2:27.404	
4	47.747	104.8				191.5		2:32.835	9	45.485	123.6			198.2			2:24.546	
5	47.061	112.1				192.2		2:39.308	10									

31 Griffin-Nuthall									Connaught ALSR								
lap	Sect-1	Speed	Sect-2	Speed	Sect-3	Speed	TopSpeed	laptime pit	lap	Sect-1	Speed	Sect-2	Speed	Sect-3	Speed	Topspeed	laptime pit
1	Out	90.8	54.909	88.5	1:01.051			2:48.180	6	49.292	110.4	51.409	90.7	55.822	156.5	168.2	2:36.523
2	55.149	92.9	52.323	89.9	59.078	150.0	162.2	2:46.550	7	51.420	78.4	52.306	91.1	56.235	158.1	170.3	2:39.961
3	50.914	113.3	52.373	85.3	56.816	153.4	159.1	2:40.103	8	49.300	108.4	50.067	88.3	57.373	160.0	159.3	2:36.740
4	49.039	124.7	50.150	91.9	56.168	156.7	167.7	2:35.357	9	49.356	108.0	51.417	81.1	56.809	159.1	173.9	2:37.582
5	49.536	106.6	52.504	69.5	57.305	154.9	164.6	2:39.345	10								

39 Louis Zurstrassen									Elva Mk V								
lap	Sect-1	Speed	Sect-2	Speed	Sect-3	Speed	TopSpeed	laptime pit	lap	Sect-1	Speed	Sect-2	Speed	Sect-3	Speed	Topspeed	laptime pit
1	Out	114.5	47.115	87.6	51.737			2:20.787	2	45.414	118.9	45.400	100.7	179.4	188.5	2:24.951	

41 Pochciol-Minshaw									Ford Capri								
lap	Sect-1	Speed	Sect-2	Speed	Sect-3	Speed	TopSpeed	laptime pit	lap	Sect-1	Speed	Sect-2	Speed	Sect-3	Speed	Topspeed	laptime pit
1	Out	114.3	47.927	96.6	52.632			2:24.698	6	45.532	102.7	49.522	80.3	53.647	186.5	201.5	2:28.701
2	45.923	135.8	44.673	109.5	53.092	185.9	201.9	2:23.688	7	46.078	125.6	46.864	91.3	52.462	183.1	203.8	2:25.404
3	43.656	120.9	45.553	96.5		188.2	208.1	2:21.836	8	44.334	123.0	48.711	87.8	53.737	188.2	195.7	2:26.782
4	Out	97.4	51.400	78.5	55.421			4:32.267	9	45.042	120.4	47.215	94.3	52.197	183.4	201.9	2:24.454
5	46.592	115.6	49.766	85.2	52.796	183.4	196.7	2:29.154	10	45.165	123.3	48.152	88.4	53.305	190.1	210.1	2:26.622

42 Chase-Gardener-Jones									Ford Capri									
lap	Sect-1	Speed	Sect-2	Speed	Sect-3	Speed	TopSpeed	laptime pit	lap	Sect-1	Speed	Sect-2	Speed	Sect-3	Speed	Topspeed	laptime pit	
1	Out	103.3	49.456	87.2	53.640			2:32.041	6	Out	99.4	51.208	87.0	56.331			5:03.433	P
2	47.482	108.9	47.660	96.3	53.420	185.6	171.4	2:28.562	7	46.589	110.7	48.365	84.5	54.476	174.8	181.2	2:29.430	
3	45.976	111.2	47.641	97.6	53.367	182.7	184.3	2:26.984	8	47.199	100.4	50.788	90.1	54.746	180.3	183.4	2:32.733	
4	45.835	120.3	46.605	100.3	53.970	181.2	189.5	2:26.410	9	47.266	107.4	48.984	86.3	54.965	179.4	185.2	2:31.215	
5	46.234	118.4	48.285	88.7		181.5	176.8	2:33.003	10									

44 Thorne-Baggs									Austin-Healey 100/4								
lap	Sect-1	Speed	Sect-2	Speed	Sect-3	Speed	TopSpeed	laptime pit	lap	Sect-1	Speed	Sect-2	Speed	Sect-3	Speed	Topspeed	laptime pit
1	Out	96.6	49.974	105.7	56.213			2:34.664	6	47.268	121.8	46.544	99.0	182.4	184.0	2:29.696	
2	49.107	103.5	48.112	88.7	53.859	166.2	155.6	2:31.078	7	Out	85.8	55.506	80.8	59.653		4:36.216	P
3	46.881	112.6	47.285	104.2	53.359	174.5	186.9	2:27.525	8	53.090	99.4	53.005	85.2	56.502	155.8	135.0	2:42.597
4	47.464	100.7	46.683	107.2	53.173	173.4	192.9	2:27.320	9	51.352	100.1	52.144	83.0	56.559	163.6	144.2	2:40.055
5	47.333	112.3	46.856	100.0	53.013	180.3	185.9	2:27.202	10								

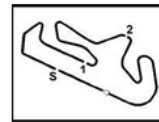
Algarve Classic Festival 2017

Autodromo Int. Algarve

MRL 50s SPORTS CARS \ HTCC & TDT
Laps and Sector Times - Private Practice

26 - 29 October 2017
Autodromo Internacional Algarve - 4652 mtr.

53		Luck-Lockie							BMW 320										
lap	Sect-1	Speed	Sect-2	Speed	Sect-3	Speed	TopSpeed	laptime	pit	lap	Sect-1	Speed	Sect-2	Speed	Sect-3	Speed	Topspeed	laptime	pit
1	Out	109.2	50.557	88.9	51.920			2:26.461		4	43.424	123.7	44.710	83.7	<u>50.259</u>	<u>202.6</u>	197.8	2:18.393	
2	44.150	121.6	43.748	84.8	50.401	197.4	209.3	2:18.299		5	44.586	120.9	47.893	<u>96.8</u>	52.234	196.7	208.9	2:24.713	
3	43.674	125.3	<u>43.214</u>	86.5	50.634	200.4	206.5	<u>2:17.522</u>		6									
66		Maeers-Martin							Cooper Monaco										
lap	Sect-1	Speed	Sect-2	Speed	Sect-3	Speed	TopSpeed	laptime	pit	lap	Sect-1	Speed	Sect-2	Speed	Sect-3	Speed	Topspeed	laptime	pit
1	Out	109.2	50.557	88.9	51.920			2:26.461		4	43.424	123.7	44.710	83.7	<u>50.259</u>	<u>202.6</u>	197.8	2:18.393	
2	44.150	121.6	43.748	84.8	50.401	197.4	209.3	2:18.299		5	44.586	120.9	47.893	<u>96.8</u>	52.234	196.7	208.9	2:24.713	
3	43.674	125.3	<u>43.214</u>	86.5	50.634	200.4	206.5	<u>2:17.522</u>		6									
75		Mestdagh-Thibaut							BMW CSL 3.0										
lap	Sect-1	Speed	Sect-2	Speed	Sect-3	Speed	TopSpeed	laptime	pit	lap	Sect-1	Speed	Sect-2	Speed	Sect-3	Speed	Topspeed	laptime	pit
1	Out	98.8	48.226	102.7	51.628			2:28.682		6	42.480	<u>146.7</u>	41.414	103.9	46.797	202.6	210.1	2:10.691	
2	46.809	135.8	43.127	100.7	49.621	159.1	169.3	2:19.557		7	41.407	136.9	42.110	106.5	208.5	208.5	200.4	2:11.478	
3	40.751	135.0	42.652	101.8	49.432	206.5	208.9	2:12.835		8	Out	123.1	43.337	97.3	50.285			4:27.176	P
4	42.243	122.9	42.669	106.5		202.2	203.8	2:16.050		9	41.161	139.9	<u>40.701</u>	89.3	<u>46.634</u>	201.1	225.5	<u>2:08.496</u>	
5	Out	146.3	40.929	<u>118.6</u>	49.208			4:22.428	P	10									
81		Cottingham-Redding							AC Ace Bristol										
lap	Sect-1	Speed	Sect-2	Speed	Sect-3	Speed	TopSpeed	laptime	pit	lap	Sect-1	Speed	Sect-2	Speed	Sect-3	Speed	Topspeed	laptime	pit
1	Out	90.2	54.148	81.7	1:01.896			2:47.652		5	<u>49.572</u>	106.4	<u>50.468</u>	81.9	<u>55.838</u>	162.4	<u>177.6</u>	<u>2:35.878</u>	
2	50.698	109.1	51.917	97.0	58.807	163.6	161.9	2:41.422		6	49.611	108.7	51.404	82.7	57.979	<u>169.3</u>	168.0	2:38.994	
3	54.120	<u>112.3</u>	54.526	81.9		165.1	145.4	2:57.419		7	51.161	104.9	51.991	<u>98.3</u>		161.0	171.2	2:58.139	
4	Out	106.6	51.457	96.1	58.915			3:56.826	P	8	Out	94.8	52.235	78.0	57.336			4:21.653	P
88		Greg Caton							Lotus 15										
lap	Sect-1	Speed	Sect-2	Speed	Sect-3	Speed	TopSpeed	laptime	pit	lap	Sect-1	Speed	Sect-2	Speed	Sect-3	Speed	Topspeed	laptime	pit
1	Out	112.5	45.798	88.7	50.258			2:20.118		6	Out	121.3	In		In			5:06.895	P
2	43.284	109.4				201.5		2:18.243		7	44.040	126.5				204.5	190.5	2:13.875	
3	42.490	121.3				201.9	204.5	2:12.665		8	43.351	116.8				203.8	187.8	2:16.204	
4	41.491	122.6				201.9	204.5	2:11.114		9	42.532	126.8	43.210	98.2	50.240	198.9	200.7	2:15.982	
5	41.489	124.6					194.9	2:21.086		10	<u>41.088</u>	<u>137.1</u>	<u>40.872</u>	<u>103.9</u>	<u>48.055</u>	<u>206.5</u>	<u>214.7</u>	<u>2:10.015</u>	
99		Mira-Gomes-Ferreira							Jaguar XK140 FHC										
lap	Sect-1	Speed	Sect-2	Speed	Sect-3	Speed	TopSpeed	laptime	pit	lap	Sect-1	Speed	Sect-2	Speed	Sect-3	Speed	Topspeed	laptime	pit
1	Out	101.1	57.291	78.0	1:04.177			2:56.923		5	53.320	117.4	53.045	87.0	1:00.830	<u>151.7</u>	165.4	2:47.195	
2	54.637	104.2	1:00.009	75.4	1:02.008	143.2	158.6	2:56.654		6	<u>52.942</u>	101.3	53.660	79.1	1:00.581	150.8	165.1	2:47.183	
3	53.940	108.1	53.886	75.6		149.8	156.7	2:54.386		7	53.105	<u>120.1</u>	53.027	<u>91.0</u>	<u>59.616</u>	151.5	163.1	<u>2:45.748</u>	
4	Out	102.1	54.392	83.3	1:01.001			4:06.852	P	8									
101		Harding-Paxman							Ford Escort Mk2 Zakspeed										
lap	Sect-1	Speed	Sect-2	Speed	Sect-3	Speed	TopSpeed	laptime	pit	lap	Sect-1	Speed	Sect-2	Speed	Sect-3	Speed	Topspeed	laptime	pit
1	Out	101.2						2:30.167		5	43.441	<u>128.3</u>				192.9		2:16.791	
2	47.061	115.5				165.4		2:28.340		6	44.212	119.3				195.7		2:25.552	
3	<u>42.605</u>	121.5				192.2		2:20.113		7	Out	125.1	In		In			4:50.014	P
4	44.513	127.1				189.5		2:21.110		8									
115		Wilson-Stretton							Maserati 250S										
lap	Sect-1	Speed	Sect-2	Speed	Sect-3	Speed	TopSpeed	laptime	pit	lap	Sect-1	Speed	Sect-2	Speed	Sect-3	Speed	Topspeed	laptime	pit
1	Out	97.5	50.916	93.8	53.327			2:30.225		6	Out	<u>131.4</u>	44.048	84.8	49.994			3:47.843	P
2	48.400	123.6	43.516	97.3	50.952	187.8	188.5	2:22.868		7	42.885	126.6	43.542	91.6	50.049	196.4	201.5	2:16.476	
3	44.762	129.2	44.971	91.4	52.586	198.9	189.5	2:22.319		8	42.832	129.0	<u>43.041</u>	<u>100.3</u>	<u>49.481</u>	196.0	<u>210.1</u>	<u>2:15.354</u>	
4	46.898	106.8	46.087	97.7	51.961	190.8	188.5	2:24.946		9	43.203	125.7	43.683	95.2	51.048	<u>200.0</u>	187.2	2:17.934	
5	46.804	119.7	45.108	93.2		194.9	199.3	2:28.589		10	42.412	125.6	43.352	91.8	50.193	196.4	203.4	2:15.957	



Algarve Classic Festival 2017
Autodromo Int. Algarve

MRL 50s SPORTS CARS \ HTCC & TDT
Laps and Sector Times - Private Practice

26 - 29 October 2017
Autodromo Internacional Algarve - 4652 mtr.

120 Keen-McAlpine										Ford Capri Mk2									
lap	Sect-1	Speed	Sect-2	Speed	Sect-3	Speed	TopSpeed	laptime	pit	lap	Sect-1	Speed	Sect-2	Speed	Sect-3	Speed	Topspeed	laptime	pit
1	Out	81.5						2:40.517		5	45.064	118.8			<u>191.2</u>			2:41.058	
2	48.535	102.0				171.4		2:27.270		6	45.167	113.7			179.7			2:22.930	
3	46.278	97.8				176.8		2:22.036		7	45.168	107.2			174.5			2:23.736	
4	<u>43.783</u>	120.7				189.1		<u>2:18.235</u>		8	43.789	118.8			184.9			2:21.018	

123 Wood-Morgan										Ford Capri									
lap	Sect-1	Speed	Sect-2	Speed	Sect-3	Speed	TopSpeed	laptime	pit	lap	Sect-1	Speed	Sect-2	Speed	Sect-3	Speed	Topspeed	laptime	pit
1	Out	99.7	48.010	97.0	52.693			2:27.371		6	Out	104.3	43.945	88.9	49.428			5:12.928	P
2	44.860	112.3	44.155	95.2	48.360	195.7	176.8	2:17.375		7	40.097	125.3	43.223	93.4	48.227	218.2	224.5	2:11.547	
3	42.558	131.1	42.241	103.9	47.514	216.0	187.8	2:12.313		8	39.262	<u>137.6</u>	40.046	107.9	47.656	220.9	226.9	2:06.964	
4	40.070	126.9	41.362	105.4	47.368	220.4	199.3	2:08.800		9	<u>38.986</u>	124.3	<u>40.042</u>	<u>110.1</u>	<u>46.509</u>	219.5	<u>238.9</u>	<u>2:05.537</u>	
5	41.469	125.3	41.341	103.6		217.3	201.9	2:19.569		10	42.078	119.6	43.423	90.5		<u>221.8</u>	193.9	2:19.003	

142 Pochciol-Hanson										Ford Capri									
lap	Sect-1	Speed	Sect-2	Speed	Sect-3	Speed	TopSpeed	laptime	pit	lap	Sect-1	Speed	Sect-2	Speed	Sect-3	Speed	Topspeed	laptime	pit
1	Out	100.0	49.545	76.6	<u>56.018</u>			2:31.671		2	<u>44.626</u>	<u>108.1</u>	<u>46.044</u>	<u>95.6</u>		<u>177.3</u>	<u>200.0</u>	<u>2:31.432</u>	

309 Tom De Gres										SMT4 XI S2 Le Mans									
lap	Sect-1	Speed	Sect-2	Speed	Sect-3	Speed	TopSpeed	laptime	pit	lap	Sect-1	Speed	Sect-2	Speed	Sect-3	Speed	Topspeed	laptime	pit
1	Out	90.5	51.287	90.8	56.967			2:37.425		5	51.095	102.9	51.047	82.5	<u>54.993</u>	164.4	161.0	2:37.135	
2	51.605	110.2	49.827	<u>94.6</u>	57.870	<u>171.7</u>	144.6	2:39.302		6	<u>49.693</u>	<u>114.2</u>	49.032	89.9	55.401	168.2	162.7	<u>2:34.126</u>	
3	50.874	110.4	49.771	82.8	56.575	162.2	146.9	2:37.220		7	50.142	106.0	51.147	92.0	55.341	165.1	163.6	2:36.630	
4	51.625	105.9	51.277	88.5	56.746	161.9	156.7	2:39.648		8	49.856	106.1	<u>48.549</u>	87.2		165.4	<u>165.1</u>	2:37.237	