

Algarve Classic Festival 2017  
Autodromo Int. Algarve

LOTUS SEVEN 60th ANIVERSARY  
Laps and Sector Times - Race 1

26 - 29 October 2017  
Autodromo Internacional Algarve - 4652 mtr.

2 John Reid (UK)								Caterham Caterham											
lap	Sect-1	Speed	Sect-2	Speed	Sect-3	Speed	TopSpeed	laptime	pit	lap	Sect-1	Speed	Sect-2	Speed	Sect-3	Speed	Topspeed	laptime	pit
1		139.9	39.972	<u>117.3</u>	45.791		206.1	2:06.287		6	39.928	<u>161.2</u>	39.680	103.9	45.798	<u>206.9</u>	209.3	2:05.406	
2	<u>39.160</u>	146.3	39.570	109.3	<u>45.585</u>	205.3	207.7	<u>2:04.315</u>		7	39.753	142.1	39.674	105.9	46.074	204.9	<u>210.9</u>	2:05.501	
3	39.264	132.4	39.785	110.5	45.711	205.7	208.9	2:04.760		8	39.982	144.8	40.334	110.1	46.524	202.6	209.3	2:06.840	
4	39.549	151.0	39.488	104.8	45.856	203.4	208.5	2:04.893		9	39.862	144.4	39.863	108.8	46.295	202.6	206.9	2:06.020	
5	39.331	<u>161.2</u>	<u>38.911</u>	98.4	46.489	204.9	208.9	2:04.731		10									

4 Jonathan Mitchell (UK)								Caterham Caterham											
lap	Sect-1	Speed	Sect-2	Speed	Sect-3	Speed	TopSpeed	laptime	pit	lap	Sect-1	Speed	Sect-2	Speed	Sect-3	Speed	Topspeed	laptime	pit
1		153.4	39.565	105.1	<u>45.224</u>		204.2	<u>2:02.340</u>		6	39.098	144.8	39.473	103.6	45.478	200.7	209.7	2:04.049	
2	39.108	157.7	39.194	104.4	45.402	200.4	208.9	2:03.704		7	39.678	154.1	39.557	104.7	45.499	<u>206.1</u>	<u>210.9</u>	2:04.734	
3	39.671	137.1	39.099	<u>108.9</u>	45.341	202.2	206.9	2:04.111		8	39.470	141.7	39.442	108.7	45.560	197.4	209.7	2:04.472	
4	<u>38.868</u>	152.5	<u>38.682</u>	103.0	45.251	199.3	207.3	2:02.801		9	40.459	145.6	39.013	102.9	45.438	196.4	200.7	2:04.910	
5	39.171	157.9	38.801	105.8	45.572	198.5	209.3	2:03.544		10									

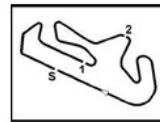
6 Martin Jeffs (GB)								Caterham Caterham											
lap	Sect-1	Speed	Sect-2	Speed	Sect-3	Speed	TopSpeed	laptime	pit	lap	Sect-1	Speed	Sect-2	Speed	Sect-3	Speed	Topspeed	laptime	pit
1	43.189	153.8	41.492	104.8	47.181	164.1	181.5	2:11.862		6	41.735	154.9	<u>41.171</u>	93.6	<u>46.794</u>	193.2	195.3	2:09.700	
2	<u>40.880</u>	144.2	41.684	107.8	48.082	185.9	196.0	2:10.646		7	42.015	152.5	41.696	98.7	47.423	193.2	193.2	2:11.134	
3	42.640	140.4	42.200	99.7	48.549	185.9	189.8	2:13.389		8	41.275	157.4	41.282	<u>109.4</u>	47.095	186.9	196.4	<u>2:09.652</u>	
4	41.213	145.9	41.570	108.3	47.513	<u>193.9</u>	<u>203.4</u>	2:10.296		9	40.970	<u>159.3</u>	41.937	95.7	47.534	189.8	196.4	2:10.441	
5	41.527	141.4	41.670	95.8	47.021	189.1	200.7	2:10.218		10									

7 Lobo-Costa (POR)								Caterham Caterham											
lap	Sect-1	Speed	Sect-2	Speed	Sect-3	Speed	TopSpeed	laptime	pit	lap	Sect-1	Speed	Sect-2	Speed	Sect-3	Speed	Topspeed	laptime	pit
1	45.440	139.0				164.6		2:17.234		6	41.992	157.7				177.3		2:12.390	
2	42.673	146.9				180.0		2:13.884		7	41.958	<u>161.7</u>				177.3		2:11.854	
3	<u>41.918</u>	145.9				<u>181.2</u>		2:12.856		8	42.097	155.8				177.6		<u>2:11.589</u>	
4	42.119	150.2				178.8		2:13.060		9	42.384	<u>161.7</u>				178.8		2:13.326	
5	42.499	149.0				177.3		2:13.350		10									

8 Luis Calheiros Ferreira (POR)								Caterham Caterham											
lap	Sect-1	Speed	Sect-2	Speed	Sect-3	Speed	TopSpeed	laptime	pit	lap	Sect-1	Speed	Sect-2	Speed	Sect-3	Speed	Topspeed	laptime	pit
1		144.8						2:11.218		6	40.611	143.0				191.8		2:07.821	
2	40.979	138.3				194.9		2:07.332		7	40.255	150.4				<u>196.0</u>		2:08.655	
3	40.141	141.2				193.9		<u>2:07.261</u>		8	40.773	<u>156.5</u>				186.2		2:07.899	
4	<u>39.875</u>	148.6				192.5		2:07.501		9	40.732	148.8				189.5		2:08.481	
5	39.988	153.0				193.5		2:07.864		10									

9 Danny Killeen (UK)								Caterham Caterham											
lap	Sect-1	Speed	Sect-2	Speed	Sect-3	Speed	TopSpeed	laptime	pit	lap	Sect-1	Speed	Sect-2	Speed	Sect-3	Speed	Topspeed	laptime	pit
1		153.2	39.744	102.2	45.993		197.1	2:03.781		6	39.079	153.6	39.016	101.5	<u>45.507</u>	202.2	208.1	<u>2:03.602</u>	
2	39.404	155.8	<u>38.607</u>	<u>109.0</u>	46.046	200.4	203.4	2:04.057		7	40.003	148.8	39.057	107.0	46.039	<u>207.3</u>	<u>210.1</u>	2:05.099	
3	39.779	137.2	39.519	104.8	45.818	199.3	209.7	2:05.116		8	39.368	<u>164.6</u>	39.869	102.0	45.582	201.1	209.7	2:04.819	
4	39.484	154.5	39.116	103.1	45.612	200.7	<u>210.1</u>	2:04.212		9	39.156	162.4	38.801	103.1	45.829	203.8	<u>210.1</u>	2:03.786	
5	38.970	156.7	39.263	98.1	46.093	201.5	<u>210.1</u>	2:04.326		10									

12 José Kol de Almeida (POR)								Caterham Caterham											
lap	Sect-1	Speed	Sect-2	Speed	Sect-3	Speed	TopSpeed	laptime	pit	lap	Sect-1	Speed	Sect-2	Speed	Sect-3	Speed	Topspeed	laptime	pit
1	44.125	136.4	42.993	103.1	48.949	165.6	188.5	2:16.067		6	42.432	142.9	42.306	98.8	48.938	177.9	190.5	2:13.676	
2	42.458	139.5	42.924	98.4	<u>48.599</u>	<u>180.0</u>	<u>192.5</u>	2:13.981		7	42.055	149.6	42.507	100.7	49.584	175.3	184.6	2:14.146	
3	<u>41.851</u>	133.5	42.680	96.2	48.601	179.4	190.8	2:13.132		8	42.441	145.2	42.147	101.8	50.155	171.4	190.1	2:14.743	
4	42.020	135.3	42.364	95.2	48.657	176.8	189.5	<u>2:13.041</u>		9	42.701	<u>150.6</u>	43.029	<u>103.9</u>	49.136	179.7	190.1	2:14.866	
5	42.183	144.2	<u>42.138</u>	94.1	48.723	177.9	189.5	2:13.044		10									



## Algarve Classic Festival 2017

### Autodromo Int. Algarve

**LOTUS SEVEN 60th ANIVERSARY**

26 - 29 October 2017

Laps and Sector Times - Race 1

Autodromo Internacional Algarve - 4652 mtr.

13 Saraiva-Saraiva(POR)								Caterham Caterham											
lap	Sect-1	Speed	Sect-2	Speed	Sect-3	Speed	TopSpeed	laptime	pit	lap	Sect-1	Speed	Sect-2	Speed	Sect-3	Speed	Topspeed	laptime	pit
1	42.974	150.4	40.930	102.7	47.275	162.9	183.4	2:11.179		6	41.123	147.5	41.133	100.7	47.279	183.1	187.5	2:09.535	
2	41.017	144.6	40.770	102.5	47.574	183.1	190.8	2:09.361		7	<u>40.972</u>	143.8	40.949	103.4	47.232	183.7	188.8	2:09.153	
3	41.219	149.4	40.875	102.8	47.460	182.4	187.8	2:09.554		8	41.386	143.6	40.703	<u>107.6</u>	47.234	181.8	188.5	2:09.323	
4	41.084	<u>153.4</u>	40.761	106.2	47.263	181.5	185.6	<u>2:09.108</u>		9	42.225	152.1	42.147	97.6	<u>47.137</u>	183.1	<u>198.2</u>	2:11.509	
5	41.030	143.2	<u>40.663</u>	105.8	47.437	183.1	188.8	2:09.130		10									

15 Tom Miserendino(UK)								Caterham Caterham											
lap	Sect-1	Speed	Sect-2	Speed	Sect-3	Speed	TopSpeed	laptime	pit	lap	Sect-1	Speed	Sect-2	Speed	Sect-3	Speed	Topspeed	laptime	pit
1	42.621	136.0	41.230	99.4	47.324	183.1	204.5	2:11.175		6	41.011	144.0	<u>40.373</u>	89.3	47.639	193.5	204.2	2:09.023	
2	41.398	135.5	40.860	96.9	47.550	<u>200.7</u>	204.2	2:09.808		7	40.804	139.7	40.816	90.8	47.480	192.5	204.2	2:09.100	
3	40.837	141.0	40.936	103.9	46.728	199.6	206.5	2:08.501		8	49.924	132.0	40.967	<u>106.8</u>	<u>46.435</u>	193.9	204.5	2:17.326	
4	<u>40.450</u>	142.5	40.698	98.9	47.221	198.9	<u>209.7</u>	<u>2:08.369</u>		9	42.263	139.4	41.204	103.9	47.287	200.4	206.1	2:10.754	
5	41.190	<u>145.9</u>	40.772	93.1	47.996	194.6	206.5	2:09.958		10									

16 Paul O'Reilly(UK)								Caterham Caterham											
lap	Sect-1	Speed	Sect-2	Speed	Sect-3	Speed	TopSpeed	laptime	pit	lap	Sect-1	Speed	Sect-2	Speed	Sect-3	Speed	Topspeed	laptime	pit
1		155.4	40.083	111.0	46.079		203.8	2:07.236		6	40.034	155.2	39.698	103.6	45.820	207.7	208.9	2:05.552	
2	39.291	149.0	39.259	108.3	45.851	204.9	208.5	2:04.401		7	39.882	157.2	39.770	<u>115.6</u>	46.585	205.7	208.5	2:06.237	
3	39.102	157.2	39.385	107.5	<u>45.766</u>	200.7	209.7	<u>2:04.253</u>		8	39.534	151.9	40.329	113.3	46.091	198.9	208.9	2:05.954	
4	39.598	150.4	39.500	107.8	45.820	204.5	<u>210.9</u>	2:04.918		9	39.662	151.9	40.258	114.3	46.519	206.5	204.2	2:06.439	
5	<u>38.981</u>	161.2	<u>39.213</u>	101.1	46.234	203.4	207.7	2:04.428		10									

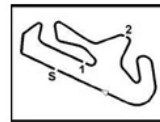
18 Phil Jenkins(UK)								Caterham Caterham											
lap	Sect-1	Speed	Sect-2	Speed	Sect-3	Speed	TopSpeed	laptime	pit	lap	Sect-1	Speed	Sect-2	Speed	Sect-3	Speed	Topspeed	laptime	pit
1		<u>160.5</u>	38.846	101.1	45.419		198.9	<u>2:00.797</u>		5	<u>39.013</u>	149.8	39.046	110.5	45.487	199.3	<u>209.7</u>	2:03.546	
2	39.222	146.7	38.842	108.4	<u>45.383</u>	201.9	207.7	2:03.447		6	39.315	156.5	38.983	104.0	45.706	202.6	209.3	2:04.004	
3	39.260	153.8	39.050	107.4	45.384	<u>206.1</u>	<u>209.7</u>	2:03.694		7	39.351	155.6	39.384	106.8	45.783	199.3	203.8	2:04.518	
4	39.038	149.6	<u>38.750</u>	<u>116.0</u>	45.566	203.4	207.7	2:03.354		8	40.823	149.2	40.578	100.0		193.5	200.7	2:10.013	

19 Duarte Lisboa (POR)								Caterham Caterham											
lap	Sect-1	Speed	Sect-2	Speed	Sect-3	Speed	TopSpeed	laptime	pit	lap	Sect-1	Speed	Sect-2	Speed	Sect-3	Speed	Topspeed	laptime	pit
1	45.076	140.1				159.5		<u>2:17.504</u>		2									

20 Luis Lisboa (POR)								Caterham Caterham											
lap	Sect-1	Speed	Sect-2	Speed	Sect-3	Speed	TopSpeed	laptime	pit	lap	Sect-1	Speed	Sect-2	Speed	Sect-3	Speed	Topspeed	laptime	pit
1	44.268	129.8				163.9		2:14.096		6	41.237	155.4				183.7		<u>2:09.935</u>	
2	41.359	143.4				182.7		2:11.521		7	41.467	156.5				188.5		2:10.419	
3	41.818	138.6				179.1		2:11.868		8	<u>41.178</u>	153.0				178.2		2:09.946	
4	41.261	143.0				187.5		2:10.423		9	41.594	<u>159.8</u>				<u>191.2</u>		2:10.774	
5	41.260	144.6				189.8		2:10.607		10									

21 José João Magalhães (POR)								Caterham Caterham											
lap	Sect-1	Speed	Sect-2	Speed	Sect-3	Speed	TopSpeed	laptime	pit	lap	Sect-1	Speed	Sect-2	Speed	Sect-3	Speed	Topspeed	laptime	pit
1	43.631	144.0	41.589	97.6	<u>47.317</u>	166.2	183.1	2:12.537		6	41.464	154.5	41.047	105.6	47.825	182.1	190.1	2:10.336	
2	<u>41.287</u>	135.3	41.509	98.8	47.924	<u>192.5</u>	192.5	2:10.720		7	41.733	159.1	40.942	101.4	47.768	186.2	182.1	2:10.443	
3	41.638	151.5	41.796	101.0	47.687	184.9	<u>194.2</u>	2:11.121		8	41.475	154.3	<u>40.652</u>	104.5	48.083	179.7	185.9	<u>2:10.210</u>	
4	41.470	156.5	41.432	<u>106.7</u>	47.559	191.5	<u>190.1</u>	2:10.461		9	41.312	<u>162.7</u>	41.286	95.0	47.931	182.7	186.2	2:10.529	
5	41.804	160.5	40.889	102.1	47.677	180.3	182.1	2:10.370		10									

24 Ricardo Leitão (POR)								Caterham Caterham											
lap	Sect-1	Speed	Sect-2	Speed	Sect-3	Speed	TopSpeed	laptime	pit	lap	Sect-1	Speed	Sect-2	Speed	Sect-3	Speed	Topspeed	laptime	pit
1		156.5	38.856	102.2	45.325		200.7	<u>2:00.110</u>		5	39.088	153.2	39.367	102.0	45.411	201.9	204.2	2:03.866	
2	39.149	156.7	<u>38.838</u>	103.5	45.382	196.7	202.2	2:03.369		6	39.177	158.6	39.240	99.9	45.805	199.6	203.8	2:04.222	
3	<u>38.962</u>	149.2	39.111	99.9	<u>45.282</u>	200.0	208.1	2:03.355		7	2:44.389	154.1	39.255	102.2	45.464	0.9	199.6	4:09.108	
4	39.125	142.9	39.125	105.1	45.658	<u>204.5</u>	201.9	2:03.908		8	40.218	<u>158.8</u>	39.200	<u>106.6</u>	45.467	191.5	197.1	2:04.885	



## Algarve Classic Festival 2017

### Autodromo Int. Algarve

**LOTUS SEVEN 60th ANIVERSARY**

26 - 29 October 2017

Laps and Sector Times - Race 1

Autodromo Internacional Algarve - 4652 mtr.

25 Paul Browes(UK)										Caterham Caterham									
lap	Sect-1	Speed	Sect-2	Speed	Sect-3	Speed	TopSpeed	laptime	pit	lap	Sect-1	Speed	Sect-2	Speed	Sect-3	Speed	Topspeed	laptime	pit
1		140.1	40.756	108.7	47.000		201.9	2:08.939		6	<u>39.499</u>	145.6	40.022	108.5	46.007	198.2	208.9	2:05.528	
2	40.717	<u>162.4</u>	39.460	107.6	<u>45.963</u>	196.0	208.5	2:06.140		7	40.148	150.4	40.266	112.1	46.224	200.4	209.3	2:06.638	
3	41.059	118.8	39.630	114.5	46.118	<u>207.3</u>	208.9	2:06.807		8	39.778	149.0	40.402	101.5	45.975	194.9	<u>209.7</u>	2:06.155	
4	41.091	141.5	40.379	106.4	46.166	201.1	206.9	2:07.636		9	40.390	153.6	39.947	<u>119.2</u>	46.601	202.6	206.5	2:06.938	
5	39.806	146.7	<u>39.412</u>	106.8	46.225	197.4	<u>209.7</u>	<u>2:05.443</u>		10									

27 Migueis-Miguéis(POR)										Caterham Caterham									
lap	Sect-1	Speed	Sect-2	Speed	Sect-3	Speed	TopSpeed	laptime	pit	lap	Sect-1	Speed	Sect-2	Speed	Sect-3	Speed	Topspeed	laptime	pit
1	46.844	125.6	45.365	87.0	49.661	162.4	182.7	2:21.870		6	43.110	130.1	44.167	84.6	49.294	177.3	184.9	2:16.571	
2	42.928	136.9	43.707	<u>95.4</u>	49.487	179.1	<u>187.8</u>	2:16.122		7	<u>42.545</u>	141.2	43.924	87.0	<u>48.469</u>	178.8	187.5	<u>2:14.938</u>	
3	43.001	137.8	43.982	89.6	49.378	179.4	186.9	2:16.361		8	43.035	<u>147.1</u>	43.750	90.7	48.710	<u>180.9</u>	187.2	2:15.495	
4	42.741	132.0	<u>43.487</u>	85.4	49.286	178.5	186.2	2:15.514		9	42.557	139.2	44.763	91.8	51.364	180.6	187.5	2:18.684	
5	43.350	137.1	44.152	86.3	49.555	177.9	183.7	2:17.057		10									

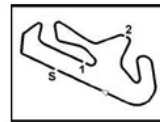
28 Paulo Galveias (POR)										Caterham Caterham									
lap	Sect-1	Speed	Sect-2	Speed	Sect-3	Speed	TopSpeed	laptime	pit	lap	Sect-1	Speed	Sect-2	Speed	Sect-3	Speed	Topspeed	laptime	pit
1	44.533	139.2	44.075	97.8	48.631	162.4	180.9	2:17.239		6	42.353	<u>150.2</u>	41.895	109.3	49.193	182.1	191.2	2:13.441	
2	<u>41.629</u>	146.7	44.727	97.0	48.437	<u>187.5</u>	<u>193.9</u>	2:14.793		7	42.330	148.4	42.210	106.4	<u>48.272</u>	182.1	191.5	2:12.812	
3	42.303	137.8	42.379	107.1	48.690	182.4	190.1	2:13.372		8	42.772	144.0	42.035	109.5	49.626	180.6	185.6	2:14.433	
4	42.240	147.3	42.108	107.2	48.470	181.5	189.5	2:12.818		9	42.845	<u>150.2</u>	42.648	106.5	48.900	178.8	185.6	2:14.393	
5	41.865	150.0	<u>41.888</u>	<u>116.4</u>	48.674	181.5	189.8	<u>2:12.427</u>		10									

29 Rodrigo Galveias(POR)										Caterham Caterham									
lap	Sect-1	Speed	Sect-2	Speed	Sect-3	Speed	TopSpeed	laptime	pit	lap	Sect-1	Speed	Sect-2	Speed	Sect-3	Speed	Topspeed	laptime	pit
1	44.542	148.1	42.495	109.4	49.335	167.7	191.8	2:16.372		6	41.625	<u>155.4</u>	<u>41.321</u>	111.3	48.378	183.7	191.8	2:11.324	
2	42.334	140.8	42.122	108.1	48.580	181.5	188.2	2:13.036		7	<u>41.326</u>	149.8	42.015	111.8	47.972	183.7	191.5	2:11.313	
3	41.394	141.5	41.622	107.2	48.038	<u>185.6</u>	<u>193.9</u>	2:11.054		8	41.334	148.6	41.530	<u>112.6</u>	<u>47.756</u>	182.1	189.8	<u>2:10.620</u>	
4	41.602	144.0	41.817	106.4	47.795	184.6	191.8	2:11.214		9	41.805	149.0	41.598	112.1	48.633	183.7	190.5	2:12.036	
5	41.691	140.3	41.561	109.3	47.816	183.1	191.5	2:11.068		10									

30 Macedo-Inácio(POR)										Caterham Caterham									
lap	Sect-1	Speed	Sect-2	Speed	Sect-3	Speed	TopSpeed	laptime	pit	lap	Sect-1	Speed	Sect-2	Speed	Sect-3	Speed	Topspeed	laptime	pit
1		<u>167.2</u>	<u>38.694</u>	97.1	45.682		193.2	<u>1:59.798</u>		6	39.951	159.1	39.210	96.4	45.346	191.8	195.3	2:04.507	
2	39.201	157.9	38.815	<u>103.7</u>	<u>45.251</u>	193.9	198.5	2:03.267		7	39.570	151.7	39.730	99.0	45.381	<u>198.5</u>	203.0	2:04.681	
3	39.132	155.6	39.133	99.4	45.469	190.8	202.2	2:03.734		8	39.406	160.5	39.180	103.4	45.682	198.2	<u>211.4</u>	2:04.268	
4	<u>39.103</u>	156.1	38.974	103.6	45.691	196.4	200.7	2:03.768		9	39.517	159.8	39.344	96.6	46.025	194.9	199.6	2:04.886	
5	39.213	156.1	39.188	102.7	45.501	196.4	195.3	2:03.902		10									

32 Vincent Labeledam (POR)										Caterham									
lap	Sect-1	Speed	Sect-2	Speed	Sect-3	Speed	TopSpeed	laptime	pit	lap	Sect-1	Speed	Sect-2	Speed	Sect-3	Speed	Topspeed	laptime	pit
1	47.322	132.2	42.930	98.3	48.963	159.3	183.1	2:19.215		6	<u>41.833</u>	<u>157.2</u>	42.016	94.0	49.107	181.2	190.8	2:12.956	
2	42.476	150.4	42.199	<u>111.0</u>	48.361	178.8	188.5	2:13.036		7	42.297	153.2	43.033	97.2	48.779	179.7	188.8	2:14.109	
3	42.457	134.0	43.230	92.0	49.022	186.9	<u>195.7</u>	2:14.709		8	42.215	156.5	42.380	99.3	48.961	178.8	188.2	2:13.556	
4	42.414	155.8	42.044	98.0	49.006	182.4	192.9	2:13.464		9	42.371	<u>157.2</u>	<u>41.762</u>	94.0	<u>48.127</u>	180.3	189.1	<u>2:12.260</u>	
5	42.147	153.4	42.132	93.3	48.367	180.9	190.1	2:12.646		10									

33 Villar-Rajani(POR)										Caterham Caterham									
lap	Sect-1	Speed	Sect-2	Speed	Sect-3	Speed	TopSpeed	laptime	pit	lap	Sect-1	Speed	Sect-2	Speed	Sect-3	Speed	Topspeed	laptime	pit
1		155.2	38.937	103.7	45.886		201.9	<u>2:01.929</u>		6	<u>38.808</u>	151.5	39.071	100.1	<u>45.371</u>	198.9	<u>209.3</u>	2:03.250	
2	39.248	150.8	39.041	105.8	45.711	194.2	<u>209.3</u>	2:04.000		7	39.424	155.6	39.287	<u>106.1</u>	45.743	<u>206.5</u>	208.9	2:04.454	
3	39.964	132.2	39.411	103.3	45.530	198.2	<u>209.3</u>	2:04.905		8	39.183	149.2	55.012	101.8	45.505	204.2	208.9	2:19.700	
4	39.039	145.4	38.872	103.2	45.438	201.1	<u>209.3</u>	2:03.349		9	38.959	152.5	39.602	102.9	45.767	198.5	206.9	2:04.328	
5	38.867	<u>156.5</u>	<u>38.692</u>	102.8	45.829	197.8	208.1	2:03.388		10									



## Algarve Classic Festival 2017

### Autodromo Int. Algarve

**LOTUS SEVEN 60th ANIVERSARY**

26 - 29 October 2017

Laps and Sector Times - Race 1

Autodromo Internacional Algarve - 4652 mtr.

36 John Ogilvie(UK)									Caterham Caterham								
lap	Sect-1	Speed	Sect-2	Speed	Sect-3	Speed	TopSpeed	laptime pit	lap	Sect-1	Speed	Sect-2	Speed	Sect-3	Speed	Topspeed	laptime pit
1		144.8	40.238	109.6	46.748		203.8	2:09.161	6	40.343	137.6	39.884	108.1	46.292	197.4	206.1	2:06.519
2	<u>39.592</u>	<u>160.7</u>	39.657	102.9	46.168	<u>205.7</u>	<u>212.6</u>	2:05.417	7	39.822	139.2	39.561	103.3	<u>45.923</u>	203.8	209.3	2:05.306
3	40.645	132.0	39.710	<u>110.1</u>	46.147	200.0	209.7	2:06.502	8	40.194	150.8	40.414	104.8	46.705	196.4	205.3	2:07.313
4	40.950	144.2	40.802	106.2	45.965	198.5	205.7	2:07.717	9	40.682	157.2	40.926	103.9	46.434	198.5	207.3	2:08.042
5	39.777	155.2	<u>38.988</u>	101.8	46.066	203.0	209.7	<u>2:04.831</u>	10								

37 Diogo Costa (ITA)									Caterham Caterham								
lap	Sect-1	Speed	Sect-2	Speed	Sect-3	Speed	TopSpeed	laptime pit	lap	Sect-1	Speed	Sect-2	Speed	Sect-3	Speed	Topspeed	laptime pit
1	44.249	150.6	43.394	100.8	48.254	165.1	185.2	2:15.897	6	41.511	141.7	41.723	100.4	47.834	182.7	187.2	2:11.068
2	41.844	144.6	42.035	100.8	48.896	182.7	188.5	2:12.775	7	41.603	144.0	41.510	<u>101.1</u>	47.399	181.8	187.8	2:10.512
3	41.992	<u>158.6</u>	41.635	100.7	47.726	178.8	185.2	2:11.353	8	41.701	146.9	41.714	98.2	47.597	183.4	188.5	2:11.012
4	<u>41.479</u>	156.3	<u>41.433</u>	100.7	47.600	181.5	186.2	<u>2:10.512</u>	9	41.799	140.8	41.599	99.9	<u>47.282</u>	181.5	186.2	2:10.680
5	41.693	150.4	41.718	98.5	47.589	181.8	186.9	2:11.000	10								

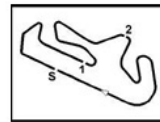
39 Mark Drain (UK)									Caterham Caterham								
lap	Sect-1	Speed	Sect-2	Speed	Sect-3	Speed	TopSpeed	laptime pit	lap	Sect-1	Speed	Sect-2	Speed	Sect-3	Speed	Topspeed	laptime pit
1	42.424	137.4	41.470	99.4	46.917	171.7	190.8	2:10.811	6	40.062	146.5	40.354	97.6	47.028	196.0	206.5	2:07.444
2	40.583	143.4	41.227	96.5	46.713	<u>204.5</u>	210.5	2:08.523	7	40.366	<u>152.1</u>	41.815	<u>103.8</u>	47.413	193.5	203.0	2:09.594
3	40.459	133.5	40.677	97.4	46.347	199.6	209.3	2:07.483	8	40.957	148.6	40.332	100.0	46.320	196.7	197.4	2:07.609
4	40.151	150.8	<u>40.064</u>	103.0	46.360	197.8	208.9	2:06.575	9	<u>39.879</u>	142.3	40.226	96.0	<u>46.089</u>	201.1	207.3	<u>2:06.194</u>
5	39.932	150.0	40.083	93.2	46.734	198.5	<u>210.9</u>	2:06.749	10								

43 Mark Stansfield (UK)									Caterham								
lap	Sect-1	Speed	Sect-2	Speed	Sect-3	Speed	TopSpeed	laptime pit	lap	Sect-1	Speed	Sect-2	Speed	Sect-3	Speed	Topspeed	laptime pit
1	43.275	149.8	41.523	<u>100.5</u>	47.201	169.8	188.5	2:11.999	6	41.435	153.4	<u>40.791</u>	99.9	47.393	188.2	195.7	2:09.619
2	<u>40.870</u>	146.3	41.671	98.7	47.886	188.5	198.9	2:10.427	7	41.817	146.3	41.171	97.6	48.779	188.2	189.5	2:11.767
3	41.504	141.2	41.797	96.3	48.245	189.1	193.5	2:11.546	8	40.955	<u>153.8</u>	41.542	99.0	<u>47.039</u>	189.5	197.1	<u>2:09.536</u>
4	41.848	139.9	42.067	98.6	47.502	185.9	188.5	2:11.417	9	40.888	151.0	41.323	96.0	47.755	<u>190.5</u>	<u>201.1</u>	2:09.966
5	41.806	153.2	41.124	95.9	47.648	189.1	198.2	2:10.578	10								

47 Gary Weatherill(UK)									Caterham Caterham								
lap	Sect-1	Speed	Sect-2	Speed	Sect-3	Speed	TopSpeed	laptime pit	lap	Sect-1	Speed	Sect-2	Speed	Sect-3	Speed	Topspeed	laptime pit
1		144.6	39.929	115.1	45.902		205.3	2:05.653	6	40.104	<u>164.9</u>	39.381	99.6	45.742	199.3	209.7	2:05.227
2	39.516	155.6	39.465	107.0	45.641	202.6	<u>210.1</u>	2:04.622	7	39.914	154.7	39.481	106.6	46.228	198.2	208.1	2:05.623
3	39.198	133.8	39.616	113.0	<u>45.543</u>	203.4	209.7	<u>2:04.357</u>	8	40.115	145.7	40.226	<u>115.9</u>	46.420	195.7	205.7	2:06.761
4	39.475	158.6	39.619	105.0	46.182	<u>204.2</u>	207.7	2:05.276	9	39.884	149.2	39.914	100.5	46.261	196.0	204.5	2:06.059
5	<u>39.015</u>	162.9	39.450	91.1	46.404	202.2	209.3	2:04.869	10								

48 Anthony Jaffe(GB)									Caterham Caterham								
lap	Sect-1	Speed	Sect-2	Speed	Sect-3	Speed	TopSpeed	laptime pit	lap	Sect-1	Speed	Sect-2	Speed	Sect-3	Speed	Topspeed	laptime pit
1	44.261	139.9	41.941	105.4	47.748	170.1	187.8	2:13.950	6	41.373	147.7	41.230	98.9	<u>47.137</u>	188.5	195.7	<u>2:09.740</u>
2	41.454	146.9	41.226	<u>107.7</u>	47.350	186.5	194.9	2:10.030	7	41.169	145.0	41.538	105.0	47.522	189.5	196.0	2:10.229
3	41.287	141.2	41.744	97.8	47.738	188.2	194.9	2:10.769	8	41.687	141.2	<u>41.099</u>	100.6	47.264	<u>194.6</u>	191.8	2:10.050
4	42.369	140.6	41.765	100.7	47.457	186.2	194.2	2:11.591	9	<u>41.136</u>	<u>151.3</u>	41.227	97.8	47.431	191.2	197.8	2:09.794
5	41.819	140.1	41.686	101.7	47.264	188.2	197.8	2:10.769	10								

50 David Briault(UK)									Caterham Caterham								
lap	Sect-1	Speed	Sect-2	Speed	Sect-3	Speed	TopSpeed	laptime pit	lap	Sect-1	Speed	Sect-2	Speed	Sect-3	Speed	Topspeed	laptime pit
1		139.4	40.487	107.2	46.877		208.5	2:08.977	6	39.775	144.4	39.534	<u>113.4</u>	46.431	198.2	209.7	<u>2:05.740</u>
2	39.960	<u>161.2</u>	39.740	106.7	46.272	201.1	209.7	2:05.972	7	40.089	150.2	40.291	108.5	46.048	192.2	200.7	2:06.428
3	40.512	124.3	39.872	105.9	45.989	201.9	206.9	2:06.373	8	<u>39.746</u>	135.5	40.398	93.1	46.515	195.7	206.5	2:06.659
4	40.829	147.9	39.862	106.3	46.410	<u>202.2</u>	<u>210.1</u>	2:07.101	9	40.489	157.9	40.520	107.7	46.451	200.0	206.9	2:07.460
5	40.546	152.5	<u>39.227</u>	112.5	<u>45.970</u>	191.2	200.0	2:05.743	10								



## Algarve Classic Festival 2017

### Autodromo Int. Algarve

**LOTUS SEVEN 60th ANIVERSARY**

26 - 29 October 2017

Laps and Sector Times - Race 1

Autodromo Internacional Algarve - 4652 mtr.

53 Jose Carlos Pires(POR)									Caterham Caterham										
lap	Sect-1	Speed	Sect-2	Speed	Sect-3	Speed	TopSpeed	laptime	pit	lap	Sect-1	Speed	Sect-2	Speed	Sect-3	Speed	Topspeed	laptime	pit
1		160.7	39.048	95.8	<u>45.274</u>		198.5	<u>2:00.391</u>		6	39.470	153.8	39.538	101.5	45.569	193.9	203.8	2:04.577	
2	39.154	151.0	<u>38.856</u>	98.1	45.630	196.4	208.5	2:03.640		7	39.267	<u>179.7</u>	40.638	99.8	45.425	<u>200.4</u>	<u>210.1</u>	2:05.330	
3	39.195	159.5	39.129	97.4	45.492	193.2	206.1	2:03.816		8	39.311	153.4	39.458	97.9	45.559	196.7	206.1	2:04.328	
4	39.190	157.9	39.055	<u>105.0</u>	45.419	191.5	204.5	2:03.664		9	39.158	158.4	39.323	98.5	45.500	196.7	206.1	2:03.981	
5	<u>38.970</u>	160.0	39.270	103.3	46.029	<u>200.4</u>	<u>210.1</u>	2:04.269		10									

55 Rick Potter(GB)									Caterham Caterham										
lap	Sect-1	Speed	Sect-2	Speed	Sect-3	Speed	TopSpeed	laptime	pit	lap	Sect-1	Speed	Sect-2	Speed	Sect-3	Speed	Topspeed	laptime	pit
1	44.054	143.8	42.171	101.4	47.005	162.2	181.8	2:13.230		6	41.721	148.8	41.354	96.1	46.823	192.5	195.7	2:09.898	
2	<u>40.761</u>	131.7	41.563	108.1	47.589	<u>194.9</u>	200.0	2:09.913		7	41.611	147.5	53.071	103.3	47.409	190.1	198.9	2:22.091	
3	42.385	140.4	42.767	105.8	47.537	192.5	195.7	2:12.689		8	41.046	<u>150.0</u>	<u>41.120</u>	107.0	47.333	181.5	192.5	<u>2:09.499</u>	
4	40.922	145.6	42.521	97.3	47.363	192.5	200.0	2:10.806		9	41.153	149.2	41.505	<u>109.8</u>	47.619	188.2	192.9	2:10.277	
5	41.598	145.6	42.045	104.1	<u>46.685</u>	190.5	<u>204.5</u>	2:10.328		10									

57 Fergus Ryan(UK)									Caterham Caterham										
lap	Sect-1	Speed	Sect-2	Speed	Sect-3	Speed	TopSpeed	laptime	pit	lap	Sect-1	Speed	Sect-2	Speed	Sect-3	Speed	Topspeed	laptime	pit
1		154.7	41.312	100.7	46.513		207.3	2:09.931		6	40.205	146.5	40.399	100.4	47.535	189.5	202.2	2:08.139	
2	40.178	145.7	40.489	100.7	<u>46.075</u>	<u>201.5</u>	<u>210.1</u>	<u>2:06.742</u>		7	41.227	140.1	41.525	103.7	48.025	190.8	201.5	2:10.777	
3	40.220	127.1	40.881	101.9	46.553	200.4	208.5	2:07.654		8	40.267	138.3	40.710	100.3	46.489	192.2	206.9	2:07.466	
4	40.996	149.8	<u>40.249</u>	<u>107.1</u>	46.427	195.3	204.5	2:07.672		9	<u>39.826</u>	143.8	41.510	95.5	46.328	197.1	207.7	2:07.664	
5	40.311	<u>155.6</u>	40.318	86.5	47.819	194.6	204.9	2:08.448		10									

58 Richard Ainscough(UK)									Caterham Caterham										
lap	Sect-1	Speed	Sect-2	Speed	Sect-3	Speed	TopSpeed	laptime	pit	lap	Sect-1	Speed	Sect-2	Speed	Sect-3	Speed	Topspeed	laptime	pit
1		149.6	39.524	114.3	45.788		206.1	2:05.718		6	38.959	152.8	<u>38.549</u>	106.3	45.544	200.0	207.7	<u>2:03.052</u>	
2	<u>38.887</u>	151.0	39.185	103.7	45.679	205.7	207.3	2:03.751		7	39.771	142.9	39.245	103.2	45.744	<u>206.1</u>	207.3	2:04.760	
3	39.601	140.4	38.984	<u>123.6</u>	46.528	205.3	<u>210.5</u>	2:05.113		8	39.007	164.1	39.195	102.9	45.671	201.1	208.5	2:03.873	
4	39.695	161.2	39.044	102.5	45.684	196.4	207.7	2:04.423		9	39.109	159.1	38.730	107.6	<u>45.458</u>	196.7	203.4	2:03.297	
5	39.118	<u>167.7</u>	38.783	105.1	45.525	201.5	208.1	2:03.426		10									

60 Steve Day(UK)									Caterham Caterham										
lap	Sect-1	Speed	Sect-2	Speed	Sect-3	Speed	TopSpeed	laptime	pit	lap	Sect-1	Speed	Sect-2	Speed	Sect-3	Speed	Topspeed	laptime	pit
1		147.1	39.623	104.0	45.709		203.8	2:03.781		6	39.069	<u>158.4</u>	39.287	97.5	45.604	200.0	<u>210.5</u>	2:03.960	
2	39.370	147.1	39.304	107.2	45.579	204.9	209.3	2:04.253		7	39.725	145.4	39.268	104.4	45.730	200.0	208.1	2:04.723	
3	39.270	141.0	39.128	<u>110.8</u>	45.631	<u>206.9</u>	<u>210.5</u>	2:04.029		8	39.587	149.8	39.924	101.8	45.533	198.5	206.9	2:05.044	
4	39.222	149.0	39.131	104.5	45.899	199.3	209.7	2:04.252		9	<u>38.835</u>	153.2	<u>38.935</u>	106.1	<u>45.518</u>	203.4	208.9	<u>2:03.288</u>	
5	39.210	152.3	39.621	103.9	45.757	197.1	206.9	2:04.588		10									

63 Paul Raymond(UK)									Caterham Caterham										
lap	Sect-1	Speed	Sect-2	Speed	Sect-3	Speed	TopSpeed	laptime	pit	lap	Sect-1	Speed	Sect-2	Speed	Sect-3	Speed	Topspeed	laptime	pit
1	43.841	124.4	42.928	101.6	48.873	167.4	187.2	2:15.642		6	41.221	131.9	41.612	97.0	48.390	196.7	203.0	2:11.223	
2	41.413	130.3	42.079	101.1	52.089	192.5	206.9	2:15.581		7	40.620	152.3	42.442	<u>104.1</u>	47.911	197.4	<u>208.5</u>	2:10.973	
3	42.316	130.1	42.980	95.9	47.777	173.1	181.5	2:13.073		8	<u>40.278</u>	<u>154.7</u>	<u>41.021</u>	98.1	47.649	194.9	<u>208.5</u>	<u>2:08.948</u>	
4	40.953	136.7	41.870	96.5	<u>47.148</u>	194.2	205.3	2:09.971		9	43.917	146.7	41.640	101.9	47.964	197.1	190.1	2:13.521	
5	41.451	139.2	42.445	97.9	49.749	<u>197.8</u>	190.5	2:13.645		10									

66 Chris Wright(UK)									Caterham Caterham										
lap	Sect-1	Speed	Sect-2	Speed	Sect-3	Speed	TopSpeed	laptime	pit	lap	Sect-1	Speed	Sect-2	Speed	Sect-3	Speed	Topspeed	laptime	pit
1		149.6	39.124	106.3	45.736		200.4	2:04.479		6	39.178	167.2	38.898	107.5	45.476	197.8	208.5	2:03.552	
2	39.489	158.4	39.457	<u>108.8</u>	45.664	<u>210.9</u>	208.5	2:04.610		7	39.104	164.1	38.970	105.1	45.278	200.0	208.5	2:03.352	
3	39.308	149.4	39.035	103.3	45.522	204.2	209.7	2:03.865		8	<u>38.759</u>	156.1	39.749	104.7	<u>44.934</u>	200.7	209.3	2:03.442	
4	39.217	153.6	<u>38.566</u>	104.3	45.591	203.8	209.7	2:03.374		9	39.037	158.6	39.105	104.3	45.169	204.5	<u>210.5</u>	<u>2:03.311</u>	
5	38.965	162.2	39.156	105.1	45.758	203.4	208.1	2:03.879		10									

## Algarve Classic Festival 2017

### Autodromo Int. Algarve

#### LOTUS SEVEN 60th ANIVERSARY

26 - 29 October 2017

Laps and Sector Times - Race 1

Autodromo Internacional Algarve - 4652 mtr.

68 Ian Dyble(GB)									Caterham Caterham										
lap	Sect-1	Speed	Sect-2	Speed	Sect-3	Speed	TopSpeed	laptime	pit	lap	Sect-1	Speed	Sect-2	Speed	Sect-3	Speed	Topspeed	laptime	pit
1	44.716	137.2	42.598	105.8	48.017	168.5	187.5	2:15.331		6	41.409	143.2	41.272	102.2	47.840	188.5	196.7	2:10.521	
2	41.502	141.7	41.359	100.0	48.579	188.8	197.4	2:11.440		7	<u>41.026</u>	149.0	41.246	100.2	47.735	187.5	193.2	2:10.007	
3	41.887	133.7	42.376	105.3	47.430	186.2	196.0	2:11.693		8	41.321	<u>152.1</u>	<u>41.045</u>	<u>107.7</u>	<u>47.312</u>	186.5	194.9	<u>2:09.678</u>	
4	41.268	141.9	41.882	97.1	47.722	<u>190.8</u>	<u>204.5</u>	2:10.872		9	41.218	142.3	41.535	106.3	47.632	186.2	194.9	2:10.385	
5	41.286	149.8	41.538	103.0	47.733	187.5	196.7	2:10.557		10									

70 Martin Amison(UK)									Caterham Caterham										
lap	Sect-1	Speed	Sect-2	Speed	Sect-3	Speed	TopSpeed	laptime	pit	lap	Sect-1	Speed	Sect-2	Speed	Sect-3	Speed	Topspeed	laptime	pit
1		130.1	40.833	107.5	46.059		193.9	2:07.688		6	<u>39.236</u>	158.6	<u>39.205</u>	109.9	46.058	201.9	209.3	2:04.499	
2	39.651	150.6	39.524	99.5	<u>45.280</u>	206.1	207.7	<u>2:04.455</u>		7	39.507	<u>160.2</u>	39.389	<u>116.8</u>	46.155	200.4	<u>210.5</u>	2:05.051	
3	40.054	146.1	39.680	108.2	46.108	<u>209.7</u>	209.7	2:05.842		8	39.773	153.6	40.377	108.2	45.942	205.3	209.7	2:06.092	
4	39.843	144.2	39.583	110.9	45.801	203.8	208.1	2:05.227		9	40.326	150.6	40.045	108.5	45.867	204.9	205.3	2:06.238	
5	39.332	151.3	39.578	104.1	45.835	200.4	210.1	2:04.745		10									

77 Frederico Brion(POR)									Caterham Caterham										
lap	Sect-1	Speed	Sect-2	Speed	Sect-3	Speed	TopSpeed	laptime	pit	lap	Sect-1	Speed	Sect-2	Speed	Sect-3	Speed	Topspeed	laptime	pit
1	44.704	136.2	43.593	95.2	48.615	165.6	184.3	2:16.912		6	41.836	147.1	<u>42.250</u>	95.7	1:04.750	183.1	191.5	2:28.836	
2	42.429	<u>153.0</u>	43.076	96.5	49.200	<u>187.8</u>	<u>193.5</u>	2:14.705		7	43.235	143.8	43.109	91.7	49.640	171.4	182.1	2:15.984	
3	42.481	136.5	43.389	96.7	48.325	186.2	193.2	2:14.195		8	42.452	152.5	42.778	87.2	49.130	177.9	184.0	2:14.360	
4	<u>41.815</u>	143.6	42.256	90.9	48.430	183.1	189.8	2:12.501		9	42.378	140.1	43.575	<u>98.3</u>	50.153	178.8	184.3	2:16.106	
5	41.832	145.2	42.398	96.3	<u>48.136</u>	184.0	191.5	<u>2:12.366</u>		10									

81 Albert Vella(UK)									Caterham Caterham										
lap	Sect-1	Speed	Sect-2	Speed	Sect-3	Speed	TopSpeed	laptime	pit	lap	Sect-1	Speed	Sect-2	Speed	Sect-3	Speed	Topspeed	laptime	pit
1		144.8	39.992	<u>112.3</u>	46.575		200.7	2:07.222		6	39.710	151.0	38.953	106.9	<u>45.636</u>	198.5	209.3	<u>2:04.299</u>	
2	39.685	<u>155.8</u>	39.230	103.3	45.889	198.9	<u>209.7</u>	2:04.804		7	<u>39.437</u>	153.6	39.968	110.4	46.433	204.5	208.9	2:05.838	
3	40.103	153.6	39.551	107.6	45.782	204.9	209.3	2:05.436		8	39.696	151.3	40.307	107.4	46.303	<u>206.5</u>	209.3	2:06.306	
4	39.912	148.1	<u>38.899</u>	106.9	46.112	201.1	208.5	2:04.923		9	39.681	144.8	40.036	107.4	46.427	204.5	207.7	2:06.144	
5	39.495	146.5	39.286	106.7	45.864	199.6	208.9	2:04.645		10									

85 Clive Richards(UK)									Caterham Caterham										
lap	Sect-1	Speed	Sect-2	Speed	Sect-3	Speed	TopSpeed	laptime	pit	lap	Sect-1	Speed	Sect-2	Speed	Sect-3	Speed	Topspeed	laptime	pit
1		149.4	39.574	105.2	<u>45.191</u>		202.2	<u>2:02.661</u>		6	39.143	148.1	39.511	106.7	45.612	206.9	207.7	2:04.266	
2	39.234	146.5	38.883	107.7	45.345	208.1	209.7	2:03.462		7	39.558	147.7	39.239	107.8	45.272	203.4	208.1	2:04.069	
3	39.069	142.9	<u>38.626</u>	<u>117.5</u>	45.328	<u>209.7</u>	<u>210.1</u>	2:03.023		8	39.968	148.6	38.708	105.3	45.384	206.5	209.3	2:04.060	
4	<u>38.767</u>	145.7	38.640	108.4	45.560	204.5	209.7	2:02.967		9	39.783	152.5	39.400	108.3	45.426	203.0	207.3	2:04.609	
5	38.938	144.6	38.921	110.5	45.909	206.9	<u>210.1</u>	2:03.768		10									

87 Pedro Falé(POR)									Caterham Caterham										
lap	Sect-1	Speed	Sect-2	Speed	Sect-3	Speed	TopSpeed	laptime	pit	lap	Sect-1	Speed	Sect-2	Speed	Sect-3	Speed	Topspeed	laptime	pit
1	43.910	144.2	42.617	107.7	47.678	168.2	192.2	2:14.205		6	41.053	154.1	41.422	104.1	<u>47.248</u>	188.8	<u>195.3</u>	<u>2:09.723</u>	
2	41.155	144.0	42.170	101.6	48.184	188.2	192.9	2:11.509		7	40.968	<u>160.2</u>	41.573	<u>109.8</u>	47.545	188.5	<u>195.3</u>	2:10.086	
3	42.102	142.9	42.267	97.7	47.663	186.9	194.6	2:12.032		8	<u>40.787</u>	156.1	<u>41.361</u>	100.4	47.581	191.2	194.2	2:09.729	
4	41.106	150.0	41.743	103.3	47.497	188.2	194.6	2:10.346		9	41.528	159.3	41.976	102.6	47.470	185.2	191.8	2:10.974	
5	40.850	151.0	42.174	101.0	47.651	188.8	194.6	2:10.675		10									

88 Chris Lay(UK)									Caterham Caterham										
lap	Sect-1	Speed	Sect-2	Speed	Sect-3	Speed	TopSpeed	laptime	pit	lap	Sect-1	Speed	Sect-2	Speed	Sect-3	Speed	Topspeed	laptime	pit
1		153.6	39.050	106.5	46.007		204.5	2:04.294		6	39.434	157.2	39.552	106.2	<u>45.341</u>	200.7	<u>209.3</u>	2:04.327	
2	<u>39.122</u>	150.2	39.755	111.5	45.880	<u>206.1</u>	208.5	2:04.757		7	39.263	160.0	39.206	88.1	45.794	199.3	208.9	<u>2:04.263</u>	
3	39.669	142.1	39.272	<u>112.0</u>	46.589	201.5	<u>209.3</u>	2:05.530		8	39.619	153.8	39.204	98.2	45.634	199.6	208.9	2:04.457	
4	39.427	163.4	<u>39.022</u>	109.8	45.929	201.1	208.5	2:04.378		9	39.694	165.1	39.664	95.8	46.031	201.5	208.9	2:05.389	
5	39.156	<u>169.3</u>	39.521	97.3	45.867	198.5	207.7	2:04.544		10									

Algarve Classic Festival 2017  
Autodromo Int. Algarve

LOTUS SEVEN 60th ANIVERSARY  
Laps and Sector Times - Race 1

26 - 29 October 2017  
Autodromo Internacional Algarve - 4652 mtr.

91 Yohan Sousa (POR)										Caterham Caterham									
lap	Sect-1	Speed	Sect-2	Speed	Sect-3	Speed	TopSpeed	laptime	pit	lap	Sect-1	Speed	Sect-2	Speed	Sect-3	Speed	Topspeed	laptime	pit
1	43.938	139.0	42.067	102.0	47.324	159.5	188.5	2:13.329		4	41.579	150.8	41.671	102.1	47.500	188.2	191.8	2:10.750	
2	41.157	143.6	41.063	105.6	47.207	187.2	193.9	2:09.427		5	41.731	149.4	41.121	98.3	47.642	189.8	189.5	2:10.494	
3	41.468	139.4	41.634	105.1	48.439	193.5	193.5	2:11.541		6	1:10.588	68.6	1:23.614	40.8		187.8	188.2	4:08.201	

99 Santos-Araújo (POR)										Caterham Caterham									
lap	Sect-1	Speed	Sect-2	Speed	Sect-3	Speed	TopSpeed	laptime	pit	lap	Sect-1	Speed	Sect-2	Speed	Sect-3	Speed	Topspeed	laptime	pit
1		151.5	38.921	106.9	45.418		196.0	2:01.870		6	39.037	154.7	39.202	103.5	45.813	208.5	208.1	2:04.052	
2	38.774	147.7	38.599	105.2	45.182	200.4	209.3	2:02.555		7	39.497	162.2	39.054	106.6	45.411	200.0	208.9	2:03.962	
3	39.789	143.6	38.995	105.0	45.543	194.2	209.7	2:04.327		8	39.416	150.4	39.235	97.2	45.484	203.8	209.7	2:04.135	
4	38.951	157.2	38.644	110.9	45.631	200.0	216.4	2:03.226		9	39.068	159.1	39.223	99.9	46.355	201.5	205.7	2:04.646	
5	38.745	151.3	39.104	113.0	46.205	200.7	211.8	2:04.054		10									