

Algarve Classic Festival 2017

Autodromo Int. Algarve

IBERIAN HISTORIC ENDURANCE

Laps and Sector Times - Qualifying

26 - 29 October 2017
Autodromo Internacional Algarve - 4652 mtr.

13 Nolte-Stippler(DE)									Ford GT40										
lap	Sect-1	Speed	Sect-2	Speed	Sect-3	Speed	TopSpeed	laptime	pit	lap	Sect-1	Speed	Sect-2	Speed	Sect-3	Speed	Topspeed	laptime	pit
1	<u>37.832</u>	<u>165.9</u>	39.672	109.5	<u>45.459</u>	228.8	238.9	2:02.963		5	42.057	134.2	45.153	91.5	51.444	212.6	226.4	2:18.654	
2	37.909	155.2	<u>38.913</u>	<u>111.1</u>	45.772	<u>230.8</u>	244.3	<u>2:02.594</u>		6	41.898	131.5	44.820	79.4	50.633	206.9	217.3	2:17.351	
3	38.220	151.9	39.705	109.4		<u>230.8</u>	<u>252.3</u>	2:09.141		7	43.175	131.7	44.352	82.3	49.677	213.9	205.7	2:17.204	
4	Out	141.5	50.135	89.2	52.239			6:37.024	P	8	44.331	110.0	54.088	68.7	220.0	216.0	2:47.893		

14 João Mira Gomes(PT)									Lotus Seven										
lap	Sect-1	Speed	Sect-2	Speed	Sect-3	Speed	TopSpeed	laptime	pit	lap	Sect-1	Speed	Sect-2	Speed	Sect-3	Speed	Topspeed	laptime	pit
1	Out	113.0	49.187	86.6	52.189			2:28.093		8	44.050	142.9	44.830	95.5	50.298	176.2	185.2	2:19.178	
2	45.051	125.7	44.537	<u>107.1</u>	50.459	174.2	178.5	2:20.047		9	44.509	146.7	43.586	102.9	51.196	176.2	187.2	2:19.291	
3	44.300	131.4	43.301	102.8	51.566	<u>179.1</u>	189.1	2:19.167		10	44.415	139.9	44.132	100.3	49.775	178.5	188.8	2:18.322	
4	44.029	135.0	45.658	96.5	50.926	178.5	<u>189.5</u>	2:20.613		11	43.642	138.6	44.244	100.7	49.626	177.6	188.5	2:17.512	
5	43.979	<u>151.7</u>	44.372	99.4	<u>49.509</u>	177.3	180.3	2:17.860		12	<u>43.297</u>	141.0	<u>42.940</u>	102.1	50.109	175.9	186.5	<u>2:16.346</u>	
6	44.209	134.2	44.799	101.5		<u>179.1</u>	186.5	2:24.660		13	48.112	115.3	47.463	94.0	177.6	186.2	2:32.657		
7	Out	133.7	46.787	76.8	50.758			4:02.557	P	14									

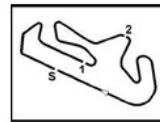
16 Francisco Albuquerque (PT)									Lotus Elan										
lap	Sect-1	Speed	Sect-2	Speed	Sect-3	Speed	TopSpeed	laptime	pit	lap	Sect-1	Speed	Sect-2	Speed	Sect-3	Speed	Topspeed	laptime	pit
1	Out	127.7	50.969	86.3	50.053			2:24.895		9	42.386	141.0	43.001	90.2	194.2	187.5	2:24.738		
2	42.303	127.2	46.768	90.5	49.652	197.1	202.2	2:18.723		10	Out	131.5	43.334	93.3	49.948		6:44.381	P	
3	41.674	142.3	43.051	90.3	49.953	196.7	206.5	2:14.678		11	44.771	109.9	47.033	93.4	51.432	<u>199.6</u>	208.1	2:23.236	
4	42.618	<u>143.2</u>	43.666	86.7	50.010	196.0	198.5	2:16.294		12	41.815	136.2	43.140	86.1	50.091	196.4	210.1	2:15.046	
5	42.770	130.9	43.087	91.1	49.530	192.2	200.4	2:15.387		13	41.804	132.8	43.159	92.2	49.654	196.0	210.1	2:14.617	
6	42.626	124.7	43.453	89.6	49.548	195.3	203.8	2:15.627		14	<u>41.476</u>	137.1	<u>42.085</u>	<u>93.6</u>	49.592	195.3	<u>212.2</u>	<u>2:13.153</u>	
7	42.694	133.3	42.922	91.6	49.981	197.1	191.8	2:15.597		15	41.951	128.0	42.475	91.2	<u>49.083</u>	196.7	207.7	2:13.509	
8	42.639	137.2	43.173	91.0	49.932	190.5	189.1	2:15.744		16	41.740	137.1	42.099	88.5	49.428	197.8	210.1	2:13.267	

19 Tice-Conoley(UK)									Marcos 1800										
lap	Sect-1	Speed	Sect-2	Speed	Sect-3	Speed	TopSpeed	laptime	pit	lap	Sect-1	Speed	Sect-2	Speed	Sect-3	Speed	Topspeed	laptime	pit
1	43.363	119.6	43.882	<u>98.2</u>	50.821	185.9	200.7	2:18.066		7	<u>42.549</u>	134.8	43.782	97.6	187.8	200.4	2:22.394		
2	42.854	130.0	43.383	90.3	49.606	184.9	201.1	2:15.843		8	Out	117.8	46.466	86.3	50.277		4:32.247	P	
3	42.593	<u>137.9</u>	44.009	88.5	50.374	185.9	204.2	2:16.976		9	42.951	125.0	46.182	82.6	50.569	<u>191.2</u>	<u>209.7</u>	2:19.702	
4	42.597	126.6	44.129	93.2	49.244	185.2	204.5	2:15.970		10	43.143	124.4	44.957	91.4	49.520	190.5	208.1	2:17.620	
5	42.914	132.5	<u>43.046</u>	85.0	50.070	188.5	199.3	2:16.030		11	42.789	122.0	44.040	96.8	50.069	188.8	206.5	2:16.898	
6	43.334	130.0	43.125	85.7	<u>48.987</u>	184.0	197.1	<u>2:15.446</u>		12	48.085	102.2	53.619	89.4	187.2	172.0	2:45.793		

25 António Torres da Silva (PT)									Porsche 911 SWB										
lap	Sect-1	Speed	Sect-2	Speed	Sect-3	Speed	TopSpeed	laptime	pit	lap	Sect-1	Speed	Sect-2	Speed	Sect-3	Speed	Topspeed	laptime	pit
1	Out	108.1	56.106	80.2	1:01.939			2:50.628		8	48.990	136.2	48.577	82.4	55.238	167.7	187.5	2:32.805	
2	49.567	101.4	49.611	89.8	56.591	149.6	172.0	2:35.769		9	48.382	119.9	47.605	95.4	55.104	165.4	184.0	2:31.091	
3	50.915	117.9	50.818	93.4	54.751	161.2	180.9	2:36.484		10	48.652	133.0	47.211	<u>96.8</u>	55.757	164.9	186.5	2:31.620	
4	47.312	133.5	48.423	92.9	55.243	163.1	183.7	2:30.978		11	<u>47.056</u>	133.5	<u>46.429</u>	93.5	54.251	167.7	188.2	<u>2:27.736</u>	
5	48.410	129.3	47.208	92.4	<u>54.122</u>	162.2	184.9	2:29.740		12	47.167	132.0	47.737	92.9	54.839	166.4	186.9	2:29.743	
6	48.421	<u>149.6</u>	50.027	94.7		166.7	187.5	2:43.590		13	48.868	124.0	49.453	78.9	54.270	161.7	184.3	2:32.591	
7	Out	125.3	47.968	94.7	55.808			7:11.079	P	14	47.684	129.0	46.648	92.1	54.777	<u>170.3</u>	<u>189.8</u>	2:29.109	

40 António Simões (PT)									Ford Escort RS1800										
lap	Sect-1	Speed	Sect-2	Speed	Sect-3	Speed	TopSpeed	laptime	pit	lap	Sect-1	Speed	Sect-2	Speed	Sect-3	Speed	Topspeed	laptime	pit
1	Out	105.6	49.281	85.0	51.366			2:28.306		5	Out	114.6	48.209	90.0	54.727			3:04.539	P
2	46.520	119.1	45.595	85.8	50.565	175.0	182.4	2:22.680		6	49.950	118.9	48.780	90.5		171.2	184.9	2:34.159	
3	<u>43.791</u>	<u>134.3</u>	<u>43.709</u>	89.3	<u>49.332</u>	177.3	<u>191.5</u>	<u>2:16.832</u>		7	Out	116.0	45.348	92.3	50.566			6:47.573	P
4	47.008	114.3	49.784	<u>97.3</u>		<u>181.2</u>	188.5	2:31.908		8	48.432	114.9	50.321	89.6	177.6	163.1	2:37.147		

44 Carvalhosa-daI Maso (PT)									Porsche 911-S SWB										
lap	Sect-1	Speed	Sect-2	Speed	Sect-3	Speed	TopSpeed	laptime	pit	lap	Sect-1	Speed	Sect-2	Speed	Sect-3	Speed	Topspeed	laptime	pit
1	Out	87.1	59.101	63.7	1:06.669			3:03.856		7	53.271	102.0	54.997	76.6	1:05.292	145.7	160.5	2:53.560	
2	1:00.337	89.3	58.015	81.3	58.749	142.7	123.3	2:57.101		8	52.673	110.4	53.737	77.0	1:00.869	153.2	163.6	2:47.279	



Algarve Classic Festival 2017

Autodromo Int. Algarve

IBERIAN HISTORIC ENDURANCE

26 - 29 October 2017

Laps and Sector Times - Qualifying

Autodromo Internacional Algarve - 4652 mtr.

3	49.445	103.5	48.959	<u>95.2</u>	53.741	160.0	165.6	2:32.145	9	51.211	119.6	53.285	76.7	1:01.596	153.8	162.9	2:46.092
4	<u>45.553</u>	115.5	<u>46.844</u>	87.9	<u>53.406</u>	175.6	<u>196.4</u>	<u>2:25.803</u>	10	51.743	118.9	50.500	83.2	59.942	152.8	162.2	2:42.185
5	45.990	113.9	47.360	91.3	<u>179.4</u>	189.1	2:35.289	11	50.817	114.0	51.110	80.7	1:00.076	159.1	169.8	2:42.003	
6	Out	89.1	58.259	70.5	1:04.149			5:51.050 P	12	51.143	<u>127.2</u>	50.934	69.4		156.1	159.3	2:46.833

46 Jos Stevens (NL)									Lotus Elan 26R										
lap	Sect-1	Speed	Sect-2	Speed	Sect-3	Speed	TopSpeed	laptime	pit	lap	Sect-1	Speed	Sect-2	Speed	Sect-3	Speed	Topspeed	laptime	pit
1	Out	80.7	52.130	80.4	58.452			2:43.746		9	49.249	105.4	48.670	80.8	51.886	189.8	190.8	2:29.805	
2	49.092	119.5	47.906	80.1	52.454	162.9	153.4	2:29.452		10	43.409	<u>129.7</u>	43.758	91.1	51.152	192.9	200.7	2:18.319	
3	46.226	123.4	46.024	102.6		187.5	165.9	2:28.913		11	43.047	121.3	45.320	88.4	56.553	192.9	202.6	2:24.920	
4	Out	113.8	46.348	91.3	53.614			4:10.234 P		12	43.327	123.0	43.687	95.1	50.050	191.2	203.4	2:17.064	
5	46.604	120.7	49.154	74.8	53.372	184.9	176.2	2:29.130		13	44.985	106.6	44.981	106.3	51.188	194.6	192.9	2:21.154	
6	45.698	123.0	45.134	88.3	54.495	187.5	179.1	2:25.327		14	<u>42.842</u>	128.9	<u>43.040</u>	<u>106.5</u>	<u>49.805</u>	<u>195.3</u>	<u>208.9</u>	<u>2:15.687</u>	
7	46.379	118.0	48.798	73.8	51.880	191.8	194.6	2:27.057		15	48.749	110.4	52.359	79.1		194.2	196.7	2:39.829	
8	46.478	107.2	48.296	84.0	51.469	188.2	190.5	2:26.243		16									

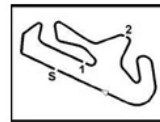
47 Bob Stevens (NL)									Lotus Elan 26R										
lap	Sect-1	Speed	Sect-2	Speed	Sect-3	Speed	TopSpeed	laptime	pit	lap	Sect-1	Speed	Sect-2	Speed	Sect-3	Speed	Topspeed	laptime	pit
1	Out	111.8	46.656	71.1	53.775			2:27.614		8	<u>42.513</u>	128.4	<u>42.613</u>	82.7	49.209	194.2	196.4	<u>2:14.335</u>	
2	44.665	103.5	45.091	79.6	50.215	193.2	191.2	2:19.971		9	45.777	109.2	46.717	<u>89.6</u>		<u>198.5</u>	194.6	2:26.592	
3	44.019	119.3	43.762	83.1		194.6	196.4	2:20.906		10	Out	117.3	44.296	80.7	49.219			4:17.272 P	
4	Out	109.8	44.178	84.0	50.594			4:24.920 P		11	42.719	131.1	43.472	79.8	50.147	193.2	<u>196.7</u>	2:16.338	
5	42.725	129.3	42.739	72.6	49.569	188.8	193.9	2:15.033		12	42.562	138.3	42.741	78.1	50.239	195.7	194.2	2:15.542	
6	43.972	131.5	42.960	82.7	50.092	192.9	194.9	2:17.024		13	43.110	<u>156.5</u>	43.158	81.6		188.8	192.5	2:19.939	
7	45.611	103.5	44.825	74.6	49.431	196.7	188.2	2:19.867		14	Out	120.0	43.099	79.6	<u>49.166</u>			4:53.361 P	

57 Brizido-Cardoso									Porsche 911 ST										
lap	Sect-1	Speed	Sect-2	Speed	Sect-3	Speed	TopSpeed	laptime	pit	lap	Sect-1	Speed	Sect-2	Speed	Sect-3	Speed	Topspeed	laptime	pit
1	Out	98.5	51.975	90.0	56.375			2:39.692		7	Out	118.4	48.001	89.5	53.237			4:56.887 P	
2	50.297	105.7	48.575	99.3	53.335	154.9	172.8	2:32.207		8	47.189	121.1	47.105	89.0	53.453	172.5	179.7	2:27.747	
3	46.914	129.7	46.476	95.7	54.198	170.9	183.1	2:27.588		9	45.625	130.1	<u>45.884</u>	92.4	52.445	173.1	187.2	<u>2:23.954</u>	
4	48.838	118.3	48.508	<u>104.0</u>	54.374	169.5	185.9	2:31.720		10	45.530	136.7	46.445	86.4	<u>52.139</u>	168.5	186.9	2:24.114	
5	48.145	125.4	47.584	89.6	54.631	167.7	177.9	2:30.360		11	<u>44.926</u>	<u>138.6</u>	45.967	94.5		<u>174.2</u>	<u>191.5</u>	2:29.254	
6	48.905	126.6	47.212	93.5	54.631	166.2	178.8	2:33.580		12									

58 Antonio Gutiérrez(ESP)									Porsche 911 ST										
lap	Sect-1	Speed	Sect-2	Speed	Sect-3	Speed	TopSpeed	laptime	pit	lap	Sect-1	Speed	Sect-2	Speed	Sect-3	Speed	Topspeed	laptime	pit
1	Out	132.8	45.281	102.7	51.109			2:19.910		8	42.906	<u>151.5</u>	44.695	100.0	51.887	185.2	209.3	2:19.488	
2	43.956	136.7	47.629	84.9	51.790	179.7	204.2	2:23.375		9	42.829	132.7	44.166	84.3	51.163	186.2	<u>209.7</u>	2:18.158	
3	44.087	138.8	44.940	100.8	51.471	182.7	204.2	2:20.498		10	43.676	135.3	44.017	97.4	50.417	181.2	207.3	2:18.110	
4	43.094	139.4	45.502	90.5	51.557	185.2	204.9	2:20.153		11	43.391	137.1	44.014	97.1	50.985	<u>188.8</u>	204.2	2:18.390	
5	43.154	137.4	44.582	97.8	51.229	186.5	205.7	2:18.965		12	<u>42.799</u>	130.6	43.655	102.8	51.117	<u>188.8</u>	202.6	2:17.571	
6	43.583	129.7	44.992	100.7	51.961	188.5	208.9	2:20.536		13	42.967	134.8	<u>43.026</u>	90.3	<u>49.631</u>	182.4	206.5	<u>2:15.624</u>	
7	43.026	130.3	44.903	<u>103.9</u>	51.145	<u>188.8</u>	204.5	2:19.074		14									

60 Bastos Rezende-Pais do Amaral(PT)									Porsche 911 3.0 RS										
lap	Sect-1	Speed	Sect-2	Speed	Sect-3	Speed	TopSpeed	laptime	pit	lap	Sect-1	Speed	Sect-2	Speed	Sect-3	Speed	Topspeed	laptime	pit
1	Out	98.8	49.462	93.3	53.272			2:29.338		4	41.979	142.5	42.304	92.5	50.884	<u>199.3</u>	<u>223.6</u>	2:15.167	
2	42.122	143.0	42.846	90.5		187.2	214.3	2:28.998		5	<u>41.368</u>	150.0	<u>41.368</u>	<u>99.9</u>	<u>48.968</u>	193.2	219.5	<u>2:11.704</u>	
3	Out	115.6	44.346	84.6	49.882			9:27.100 P		6									

62 JORGE CORREA (PT)									FORD CAPRI 3000 GT										
lap	Sect-1	Speed	Sect-2	Speed	Sect-3	Speed	TopSpeed	laptime	pit	lap	Sect-1	Speed	Sect-2	Speed	Sect-3	Speed	Topspeed	laptime	pit
1	Out	100.8	52.446	87.4	1:00.086			2:43.274		3	<u>46.305</u>	120.0	48.106	93.4	53.232	<u>178.8</u>	177.6	2:27.643	
2	49.903	113.4	47.641	94.7	54.042	158.1	157.0	2:31.586		4	46.559	118.6	<u>46.154</u>	<u>102.6</u>	<u>52.599</u>	178.5	<u>184.0</u>	<u>2:25.312</u>	



Algarve Classic Festival 2017

Autodromo Int. Algarve

IBERIAN HISTORIC ENDURANCE

Laps and Sector Times - Qualifying

26 - 29 October 2017
Autodromo Internacional Algarve - 4652 mtr.

76 Haddon-Martin(UK)										AC Cobra									
lap	Sect-1	Speed	Sect-2	Speed	Sect-3	Speed	TopSpeed	laptime	pit	lap	Sect-1	Speed	Sect-2	Speed	Sect-3	Speed	Topspeed	laptime	pit
1	Out	118.8	47.243	83.4	56.349			2:29.980		6	<u>40.477</u>	137.2	43.189	90.2	48.951	210.1	<u>220.9</u>	2:12.617	
2	3:02.953	124.4	44.173	92.0	50.324	0.8	197.4	4:37.450		7	41.119	<u>140.3</u>	41.617	98.1	48.602	208.5	218.2	2:11.338	
3	43.159	127.2	45.613	93.3		203.0	188.5	2:25.812		8	41.602	128.9	42.376	94.8	49.167	<u>212.2</u>	213.9	2:13.145	
4	Out	132.2	42.398	87.6	48.857			3:53.973	P	9	41.677	135.5	42.946	88.5		211.8	192.9	2:26.538	
5	40.674	136.2	<u>41.607</u>	<u>99.7</u>	<u>48.527</u>	208.5	216.9	<u>2:10.808</u>		10									

81 Mário Silva (PT)										Ford Escort RS 1600									
lap	Sect-1	Speed	Sect-2	Speed	Sect-3	Speed	TopSpeed	laptime	pit	lap	Sect-1	Speed	Sect-2	Speed	Sect-3	Speed	Topspeed	laptime	pit
1	Out	92.5	49.807	85.5	52.033			2:30.148		5	46.125	114.6	46.763	96.8		197.1	196.4	2:30.780	
2	41.089	139.2	<u>41.685</u>	<u>107.4</u>	48.727	200.0	214.3	2:11.501		6	Out	98.9	46.730	80.4	52.763			5:25.612	P
3	<u>40.868</u>	141.9	41.786	100.5	49.246	198.5	<u>217.3</u>	2:11.900		7	43.866	114.3	43.556	96.4	51.226	179.4	180.9	2:18.648	
4	40.997	<u>144.8</u>	42.050	98.5	<u>48.437</u>	<u>203.0</u>	216.9	<u>2:11.484</u>		8	43.575	123.7	46.375	90.4	186.5	186.9	2:29.653		

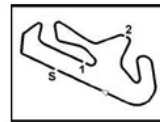
82 Fernandes-Jorge Fernandes (PT)										Opel GT									
lap	Sect-1	Speed	Sect-2	Speed	Sect-3	Speed	TopSpeed	laptime	pit	lap	Sect-1	Speed	Sect-2	Speed	Sect-3	Speed	Topspeed	laptime	pit
1	Out	79.5	55.879	68.1	1:01.634			2:55.099		5	<u>46.065</u>	103.9	45.745	78.8		190.1	<u>166.4</u>	2:27.689	
2	54.921	98.2	50.271	70.0		163.4	135.0	2:47.659		6	Out	101.6	47.047	78.0	51.511			12:40.176	P
3	Out	99.4	48.157	74.3	53.212			6:54.715	P	7	1:04.829	<u>107.7</u>	45.323	85.3	53.084	195.3	162.4	2:43.236	
4	46.785	106.7	46.142	68.0	51.709	187.5	161.0	<u>2:24.636</u>		8	52.152	107.4	<u>44.701</u>	<u>94.8</u>	<u>51.085</u>	130.3	123.3	2:27.938	

89 Frits Campagne(NL)										Ford Falcon									
lap	Sect-1	Speed	Sect-2	Speed	Sect-3	Speed	TopSpeed	laptime	pit	lap	Sect-1	Speed	Sect-2	Speed	Sect-3	Speed	Topspeed	laptime	pit
1	47.346	120.4	45.590	83.8	51.022	182.4	167.7	2:23.958		7	Out	<u>136.9</u>	44.678	89.6	51.488			12:39.107	P
2	46.262	121.6	44.454		50.636	191.2	199.6	2:21.352		8	<u>43.101</u>	133.2	<u>43.665</u>	91.4	50.140	188.8	209.3	<u>2:16.906</u>	
3				90.2	50.558	191.8	196.7	2:18.898		9	44.323	131.5	44.536	<u>93.4</u>	50.521	195.3	208.1	2:19.380	
4	44.754	115.8	44.316	91.2	<u>50.095</u>	191.2	199.3	2:19.165		10	43.573	133.2	44.859	86.4	50.954	196.4	203.0	2:19.386	
5	44.887	122.2	44.233	91.1	50.297	191.8	<u>210.9</u>	2:19.417		11	43.215	129.0	43.930	88.2	50.418	<u>197.4</u>	208.1	2:17.563	
6	52.111	100.1	49.920	82.0		191.8	188.2	2:39.442		12	52.488	103.3	51.259	76.3		196.7	177.6	2:45.970	

97 Wilson-Pittard(UK)										Lotus Elan									
lap	Sect-1	Speed	Sect-2	Speed	Sect-3	Speed	TopSpeed	laptime	pit	lap	Sect-1	Speed	Sect-2	Speed	Sect-3	Speed	Topspeed	laptime	pit
1	Out	122.3	45.282	90.2	48.109			2:15.232		7	43.000	122.9	46.928	89.0	52.820	191.8	215.1	2:22.748	
2	41.697	129.3	41.882	90.9	<u>47.085</u>	198.5	<u>219.1</u>	<u>2:10.664</u>		8	45.203	117.9	46.485	87.3	52.595	192.5	215.1	2:24.283	
3	<u>40.499</u>	138.3	<u>41.379</u>	<u>95.2</u>	48.839	<u>199.3</u>	218.2	2:10.717		9	42.653	122.2	45.218	86.7	51.785	190.5	213.9	2:19.656	
4	43.760	122.3	46.159	87.9		197.8	216.0	2:25.724		10	42.677	<u>139.5</u>	44.325	85.5	50.139	194.6	214.7	2:17.141	
5	Out	117.1	44.875	87.4	51.475			6:43.374	P	11	44.362	116.9	45.347	83.7		198.2	216.0	2:29.424	
6	43.433	125.6	45.187	79.9	51.712	193.2	213.9	2:20.332		12									

100 Pires-Raposo Magalhães (PT)										Shelby Mustang									
lap	Sect-1	Speed	Sect-2	Speed	Sect-3	Speed	TopSpeed	laptime	pit	lap	Sect-1	Speed	Sect-2	Speed	Sect-3	Speed	Topspeed	laptime	pit
1	Out	94.0	51.531	83.1	55.507			2:33.745		7	45.895	116.5	47.901	83.7	51.825	202.6	200.7	2:25.621	
2	43.830	130.0	44.716	95.0	50.009	192.2	188.2	2:18.555		8	44.521	129.5	47.591	99.9	51.839	199.3	198.9	2:23.951	
3	43.035	120.1	43.342	97.6	49.487	200.7	196.7	2:15.864		9	45.583	129.8	46.404	87.4	52.222	200.0	186.9	2:24.209	
4	<u>42.596</u>	123.9	<u>42.571</u>	94.6	<u>48.865</u>	197.4	203.0	<u>2:14.032</u>		10	44.574	<u>130.6</u>	45.351	98.8	53.175	200.7	192.5	2:23.100	
5	42.783	120.8	44.926	93.3		<u>205.3</u>	203.8	2:26.408		11	43.544	130.0	45.875	99.3		201.5	<u>221.8</u>	2:36.732	
6	Out	120.5	45.644	<u>102.7</u>	52.162			5:34.820	P	12									

101 Bart Uiterwaal(NL)										Ford Mustang MK1									
lap	Sect-1	Speed	Sect-2	Speed	Sect-3	Speed	TopSpeed	laptime	pit	lap	Sect-1	Speed	Sect-2	Speed	Sect-3	Speed	Topspeed	laptime	pit
1	52.725	98.0	54.960	92.2	59.319	164.4	147.9	2:47.004		8	51.972	99.1	53.146	88.2	59.240	158.4	156.3	2:44.358	
2	50.572	101.7	52.456	92.3	<u>57.674</u>	160.2	162.2	<u>2:40.702</u>		9	52.046	95.8	53.006	79.0	1:00.203	161.7	160.5	2:45.255	
3	51.689	100.5	51.868	87.7	59.529	163.1	<u>169.8</u>	2:43.086		10	54.127	96.9	52.540	83.7	1:00.323	162.4	157.2	2:46.990	
4	51.578	102.7	51.305	84.6	58.281	164.9	163.9	2:41.164		11	51.882	103.7	51.938	86.7	1:01.473	161.4	154.3	2:45.293	
5	<u>50.542</u>	101.6	52.136	90.4	58.506	164.4	160.7	2:41.184		12	52.750	<u>106.5</u>	52.906	82.8	58.513	156.5	157.9	2:44.169	
6	50.821	100.3	<u>51.173</u>	83.9	59.721	<u>166.7</u>	166.7	2:41.715		13	51.571	105.0	51.995	<u>94.9</u>	59.389	164.9	159.8	2:42.955	
7	52.640	96.9	53.961	59.3	1:01.459	<u>159.8</u>	160.5	2:48.060		14	54.034	95.7	51.656	87.9	59.294	161.4	144.8	2:44.984	



Algarve Classic Festival 2017

Autodromo Int. Algarve

IBERIAN HISTORIC ENDURANCE
Laps and Sector Times - Qualifying

26 - 29 October 2017
Autodromo Internacional Algarve - 4652 mtr.

103 Luis Sousa Ribeiro (PT)										Ford Cortina Lotus									
lap	Sect-1	Speed	Sect-2	Speed	Sect-3	Speed	TopSpeed	laptime	pit	lap	Sect-1	Speed	Sect-2	Speed	Sect-3	Speed	Topspeed	laptime	pit
1	Out	92.5	56.622	80.3	1:00.454			2:56.604		9	45.399	139.5	<u>45.421</u>	93.1	52.788	176.2	193.2	<u>2:23.608</u>	
2	50.755	115.9	1:16.667	94.6	53.937	147.1	164.1	3:01.359		10	1:09.890	92.0	55.548	105.3	53.548	176.2	192.5	2:58.986	
3	45.703	132.7	47.210	103.7	53.222	173.9	194.9	2:26.135		11	45.876	133.2	46.866	108.3	52.863	170.9	191.5	2:25.605	
4	45.469	137.2	46.697	94.6	53.451	<u>177.0</u>	189.1	2:25.617		12	46.018	137.9	45.535	111.2	<u>52.604</u>	173.6	189.8	2:24.157	
5	46.195	129.0	46.916	88.7	53.271	174.5	192.9	2:26.382		13	45.670	130.3	46.457	97.6	52.751	175.6	196.4	2:24.878	
6	46.413	127.7	47.550	107.8	52.898	173.1	195.3	2:26.861		14	<u>44.986</u>	<u>145.7</u>	47.603	<u>111.8</u>	53.976	175.6	<u>197.1</u>	2:26.565	
7	47.559	134.5	47.518	90.8	53.705	176.5	191.8	2:28.782		15	52.188	100.4	53.153	84.4		173.6	157.9	2:53.472	
8	1:04.612	118.8	50.081	90.9	53.138	173.6	191.8	2:47.831		16									

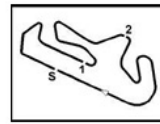
105 Filipe Nogueira (PT)										Ford Escort RS 2000									
lap	Sect-1	Speed	Sect-2	Speed	Sect-3	Speed	TopSpeed	laptime	pit	lap	Sect-1	Speed	Sect-2	Speed	Sect-3	Speed	Topspeed	laptime	pit
1	Out	99.8	50.179	91.6	56.499			2:43.758		8	44.805	124.7	45.428	89.6	53.975	177.6	198.5	2:24.208	
2	46.093	132.5	47.320	87.4	53.994	171.4	197.1	2:27.407		9	45.040	139.2	45.267	87.8	53.684	178.8	198.2	2:23.991	
3	45.401	121.9	<u>44.558</u>	<u>109.0</u>	54.099	183.1	203.8	2:24.058		10	45.633	141.0	45.663	90.5	54.223	179.1	190.5	2:25.519	
4	44.885	125.1	46.350	85.6	53.889	183.4	206.1	2:25.124		11	45.336	134.0	47.099	96.2	53.688	176.8	195.3	2:26.123	
5	44.772	138.8	45.634	94.8	<u>52.996</u>	<u>184.9</u>	<u>207.7</u>	2:23.402		12	44.635	<u>141.7</u>	46.043	98.0	54.420	180.3	198.2	2:25.098	
6	<u>44.609</u>	131.2	45.148	100.4	53.087	181.8	200.7	<u>2:22.844</u>		13	45.773	135.8	45.909	92.2		178.2	200.7	2:29.447	
7	45.478	133.3	46.703	84.2	54.250	183.1	204.5	2:26.431		14									

106 Javier Ortega (ESP)										Jaguar E-Type 3.8									
lap	Sect-1	Speed	Sect-2	Speed	Sect-3	Speed	TopSpeed	laptime	pit	lap	Sect-1	Speed	Sect-2	Speed	Sect-3	Speed	Topspeed	laptime	pit
1	Out	115.3	50.699	94.8	57.330			2:33.461		8	47.664	137.1	46.766	<u>102.9</u>	55.126	175.6	173.4	2:29.556	
2	48.005	124.3	48.748	85.8	55.726	166.4	168.2	2:32.479		9	45.995	128.4	46.757	97.2	<u>53.487</u>	<u>183.1</u>	183.1	2:26.239	
3	47.422	128.4	48.388	92.5	57.026	180.6	160.5	2:32.836		10	<u>45.324</u>	<u>140.4</u>	<u>46.114</u>	90.2	53.936	181.8	<u>194.2</u>	<u>2:25.374</u>	
4	48.076	120.0	48.177	97.7	55.156	169.8	156.5	2:31.409		11	45.914	136.0	46.690	94.7	54.037	180.0	183.4	2:26.641	
5	49.045	124.7	49.274	82.0	54.908	175.0	165.9	2:33.227		12	47.076	116.1	49.792	90.9	56.085	177.3	176.2	2:32.953	
6	48.214	120.3	47.988	82.1	54.618	177.6	157.4	2:30.820		13	47.681	122.7	51.468	74.7		174.5	180.9	2:49.076	
7	47.995	113.3	47.324	88.1	54.368	178.2	157.4	2:29.687		14									

109 Perivier-Lambert (FR)										Porsche									
lap	Sect-1	Speed	Sect-2	Speed	Sect-3	Speed	TopSpeed	laptime	pit	lap	Sect-1	Speed	Sect-2	Speed	Sect-3	Speed	Topspeed	laptime	pit
1	Out	95.2	59.289	80.1	1:08.722			3:01.416		8	55.147	<u>109.3</u>	57.126	81.3	1:06.459	138.8	150.2	2:58.732	
2	56.840	95.1	59.037	71.9	1:04.034	147.3	132.4	2:59.911		9	54.725	106.2	57.745	73.1	1:05.344	143.4	144.8	2:57.814	
3	55.263	99.4	56.639	77.8	1:01.702	<u>153.2</u>	150.6	2:53.604		10	57.062	103.7	55.773	69.8	1:05.456	144.6	146.5	2:58.291	
4	<u>53.974</u>	104.0	56.452	77.1	<u>1:01.112</u>	149.0	<u>166.9</u>	2:51.538		11	56.252	105.5	59.992	73.6	1:05.687	142.1	137.4	3:01.931	
5	55.121	101.2	<u>53.554</u>	<u>82.9</u>	1:01.784	145.6	150.4	<u>2:50.459</u>		12	57.036	103.6	59.310	75.3	1:05.909	137.4	141.4	3:02.255	
6	55.406	105.3	56.070	73.0	1:01.784	146.3	150.8	2:59.477		13	55.653	105.7	56.313	81.1	1:06.530	139.9	145.4	2:58.496	
7	Out	80.9	1:04.432	65.0	1:11.620			5:28.888	P	14									

110 Michiel Campagne (NL)										Chevrolet Corvette Grand Sport									
lap	Sect-1	Speed	Sect-2	Speed	Sect-3	Speed	TopSpeed	laptime	pit	lap	Sect-1	Speed	Sect-2	Speed	Sect-3	Speed	Topspeed	laptime	pit
1	Out	87.7	49.281	83.5	50.167			2:30.449		5	40.831	<u>138.1</u>	42.151	89.0	215.6		229.8	2:18.135	
2	41.256	124.0	42.790	89.9	48.275	216.0	204.9	2:12.321		6	Out	107.2	46.813	89.3	53.777			14:42.652	P
3	41.115	134.3	42.651	94.9	48.150	213.0	215.6	2:11.916		7	54.188	90.0	58.081	71.4	215.6		207.3	3:03.313	
4	<u>40.387</u>	129.2	<u>41.874</u>	<u>100.7</u>	<u>48.062</u>	<u>217.3</u>	229.3	<u>2:10.323</u>		8									

116 TOURNEUR VICENT (FR)										Porsche 356									
lap	Sect-1	Speed	Sect-2	Speed	Sect-3	Speed	TopSpeed	laptime	pit	lap	Sect-1	Speed	Sect-2	Speed	Sect-3	Speed	Topspeed	laptime	pit
1	Out	90.8	58.804	80.4	1:04.042			2:56.049		9	50.937	115.9	52.291	87.4	<u>58.199</u>	152.3	168.5	2:41.427	
2	58.947	100.4	57.965	71.0	1:03.833	138.1	150.2	3:00.745		10	50.717	113.7	51.173	82.6	58.277	152.8	173.9	2:40.167	
3	55.021	106.2	55.009	88.4	1:02.325	144.2	160.7	2:52.355		11	<u>49.859</u>	108.9	51.314	74.3	58.584	<u>157.0</u>	<u>175.9</u>	<u>2:39.757</u>	
4	53.727	116.5	54.140	87.1	1:02.126	146.7	146.5	2:49.993		12	50.309	109.1	51.131	76.0	59.814	151.9	173.4	2:41.254	
5	51.211	111.1	51.143	<u>92.6</u>	59.669	150.2	165.9	2:42.023		13	51.785	<u>119.6</u>	51.799	78.1	1:01.920	152.8	164.9	2:45.504	
6	52.090	111.8	<u>50.792</u>	85.0	58.661	147.9	162.2	2:41.543		14	53.038	105.4	52.835	80.4	59.217	145.4	156.7	2:45.090	
7	52.128	102.0	51.903	88.7	59.883	149.4	169.8	2:43.914		15	51.990	115.0	51.685	86.5	59.780	154.3	156.1	2:43.455	
8	51.593	99.7	52.098	86.2	1:00.975	146.7	164.1	2:44.666		16									



Algarve Classic Festival 2017

Autodromo Int. Algarve

IBERIAN HISTORIC ENDURANCE
Laps and Sector Times - Qualifying

26 - 29 October 2017
Autodromo Internacional Algarve - 4652 mtr.

117 DaI Maso-Carvalho (PT)										Jaguar MK2									
lap	Sect-1	Speed	Sect-2	Speed	Sect-3	Speed	TopSpeed	laptime	pit	lap	Sect-1	Speed	Sect-2	Speed	Sect-3	Speed	Topspeed	laptime	pit
1	Out	63.5	1:04.679	71.4	1:04.349			3:10.129		6	51.874	112.3	53.643	89.0	1:00.363	151.0	163.9	2:45.880	
2	56.069	86.9	55.103	84.5	1:05.101	162.7	122.9	2:56.273		7	54.860	109.2	53.389	75.8		151.5	157.2	3:00.244	
3	53.048	109.3	54.014	86.2	1:00.838	153.4	159.3	2:47.900		8	Out	98.8	55.902	76.7	In			6:29.348	P
4	53.737	110.1	54.094	82.4	1:00.981	153.2	165.1	2:48.812		9	Out	99.4	53.198	89.0	57.806			10:27.910	P
5	53.229	111.8	53.281	82.1	1:00.276	150.8	153.4	2:46.786		10	50.886	116.1	51.108	87.0	56.701	154.3	169.8	2:38.695	

120 Voyazides-Hadfield (UK)										Ford GT40									
lap	Sect-1	Speed	Sect-2	Speed	Sect-3	Speed	TopSpeed	laptime	pit	lap	Sect-1	Speed	Sect-2	Speed	Sect-3	Speed	Topspeed	laptime	pit
1	40.324	139.5	41.210	102.0	47.085	220.4	210.1	2:08.619		6	39.539	141.2	40.332	92.2	47.030	215.1	230.8	2:06.901	
2	40.504	133.0	40.909	99.9	48.571	210.1	214.3	2:09.984		7	38.597	141.7	42.922	93.2	46.582	215.6	241.1	2:08.101	
3	44.103	118.0	42.795	98.9		210.1	211.8	2:24.190		8	38.733	141.7	39.958	90.2	46.827	217.3	247.1	2:05.518	
4	Out	141.9	40.193	101.0	46.501			4:34.524	P	9	37.939	145.7	39.487	95.8	48.874	220.9	242.2	2:06.300	
5	40.613	137.9	41.109	94.7	46.894	216.0	225.0	2:08.616		10	38.904	151.0	55.647	92.9	224.1	221.3	2:39.612		

121 Rayment-Wheeler (UK)										MG B									
lap	Sect-1	Speed	Sect-2	Speed	Sect-3	Speed	TopSpeed	laptime	pit	lap	Sect-1	Speed	Sect-2	Speed	Sect-3	Speed	Topspeed	laptime	pit
1	Out	95.0						2:29.621		8	46.722	128.0				175.0		2:35.106	
2	46.244	123.4				173.6		2:24.051		9	50.509	118.8				170.6		2:43.494	
3	45.759	126.3				179.1		2:24.314		10	46.125	133.8				166.7		2:27.406	
4	44.654	127.7				179.1		2:28.208		11	46.722	110.1				176.5		2:29.329	
5	44.916	127.8				178.8		2:22.765		12	45.882	136.5				172.5		2:28.096	
6	46.536	120.8				180.3		2:37.477		13	49.625	128.9				158.8		2:31.116	
7	Out	112.6	In		In			4:35.698	P	14	54.678	113.7				162.9		2:45.631	

123 Marcel van Laarhoven (NL)										Ford Mustang Shelby 350 GT									
lap	Sect-1	Speed	Sect-2	Speed	Sect-3	Speed	TopSpeed	laptime	pit	lap	Sect-1	Speed	Sect-2	Speed	Sect-3	Speed	Topspeed	laptime	pit
1	Out	104.0						2:54.905		9	45.715	125.6				185.6		2:25.158	
2	52.224	110.0				164.4		2:42.454		10	44.777	131.5				187.8		2:22.728	
3	49.380	112.6				183.1		2:32.892		11	45.945	127.4				194.2		2:24.700	
4	46.911	117.4				183.7		2:27.849		12	45.327	128.1				194.9		2:25.724	
5	46.799	125.0				189.5		2:27.323		13	46.564	116.1				184.6		2:24.478	
6	47.355	116.6				189.1		2:30.173		14	45.112	131.2				187.5		2:23.698	
7	47.034	118.7				186.5		2:28.797		15	44.552	132.8				192.9		2:23.455	
8	46.849	123.9				188.5		2:32.120		16	46.611	117.0				189.5		2:27.788	

125 Daniel Gibson (GB)										Cobra Daytona									
lap	Sect-1	Speed	Sect-2	Speed	Sect-3	Speed	TopSpeed	laptime	pit	lap	Sect-1	Speed	Sect-2	Speed	Sect-3	Speed	Topspeed	laptime	pit
1	Out	116.9	44.214	96.9	49.661			2:18.623		10	Out	127.8	43.364	89.7	48.032			5:19.655	P
2	41.531	128.4	43.133	83.5	49.920	208.5	229.3	2:14.584		11	40.645	142.3	42.506	93.1	47.777	209.7	228.3	2:10.928	
3	42.104	119.6	43.247	94.2	48.546	209.7	211.8	2:13.897		12	40.784	144.6	41.239	100.7	48.432	208.1	225.5	2:10.455	
4	41.140	134.7	43.075	85.6	48.268	206.9	225.0	2:12.483		13	40.774	128.1	41.840	95.0	48.441	208.9	227.8	2:11.055	
5	41.213	137.6	41.349	94.5	47.981	204.9	225.0	2:10.543		14	40.387	157.4	42.032	93.3	47.954	203.8	229.3	2:10.373	
6	41.187	137.4	41.287	92.3	47.709	205.7	223.1	2:10.183		15	48.240	112.9	51.598	90.8	51.621	212.6	173.6	2:31.459	
7	40.935	134.7	41.771	91.0	47.852	209.3	220.0	2:10.558		16	43.270	127.5	44.401	82.6	48.547	210.5	228.8	2:16.218	
8	40.368	143.4	41.545	92.6	48.488	208.5	231.8	2:10.401		17	40.712	122.6	42.584	85.4	47.896	210.1	227.4	2:11.192	
9	43.371	114.0	46.567	87.9		206.5	206.5	2:33.105		18									

131 Bonny-Renavand (FR)										BMW 2002 Ti									
lap	Sect-1	Speed	Sect-2	Speed	Sect-3	Speed	TopSpeed	laptime	pit	lap	Sect-1	Speed	Sect-2	Speed	Sect-3	Speed	Topspeed	laptime	pit
1	Out	106.3						2:27.162		9	45.680	106.2				180.0		2:43.108	
2	45.402	118.7				177.6		2:25.652		10	Out	99.3	In		In			4:53.107	P
3	45.290	121.9				181.2		2:22.684		11	49.008	110.5				167.4		2:38.470	
4	45.919	116.5				178.5		2:22.483		12	48.897	104.4				171.4		2:37.132	
5	45.154	129.5				179.7		2:23.400		13	47.251	112.3				170.3		2:32.780	
6	44.409	138.8				179.4		2:19.959		14	47.962	120.8				174.5		2:32.274	
7	44.706	123.7				180.3		2:20.555		15	47.715	113.6				173.6		2:31.939	

