

Algarve Classic Festival 2017

Autodromo Int. Algarve

FORMULA JUNIOR

26 - 29 October 2017

Laps and Sector Times - Race 2

Autodromo Internacional Algarve - 4652 mtr.

3 M Ian Robinson (GB)									Lola Mk2										
lap	Sect-1	Speed	Sect-2	Speed	Sect-3	Speed	TopSpeed	laptime	pit	lap	Sect-1	Speed	Sect-2	Speed	Sect-3	Speed	TopSpeed	laptime	pit
1		98.3	51.529	74.7	58.432		112.4	2:49.197		5	51.417	<u>101.1</u>	49.580	76.8	57.787	163.1	169.0	2:38.784	
2	<u>49.670</u>	99.8	49.684	80.2	59.366	170.1	162.2	2:38.720		6	50.707	95.7	<u>49.267</u>	76.7	<u>57.009</u>	172.2	156.1	<u>2:36.983</u>	
3	57.174	81.4	53.641	73.4	1:00.507	159.8	127.1	2:51.322		7	50.375	99.7	50.202	76.2	58.280	<u>173.1</u>	<u>172.2</u>	2:38.857	
4	53.772	91.7	51.803	<u>84.6</u>	57.742	150.4	133.2	2:43.317		8									

8 Larry Kinch (C)									Gemini MK2										
lap	Sect-1	Speed	Sect-2	Speed	Sect-3	Speed	TopSpeed	laptime	pit	lap	Sect-1	Speed	Sect-2	Speed	Sect-3	Speed	TopSpeed	laptime	pit
1		<u>122.4</u>	45.351	<u>95.6</u>	<u>53.287</u>		136.0	<u>2:31.021</u>		2	46.216	121.1	45.300	92.4		<u>174.5</u>	<u>176.5</u>	2:47.798	

17 Joao Pedro Campos Costa (PT)									Scorpion FJ										
lap	Sect-1	Speed	Sect-2	Speed	Sect-3	Speed	TopSpeed	laptime	pit	lap	Sect-1	Speed	Sect-2	Speed	Sect-3	Speed	TopSpeed	laptime	pit
1		120.9	48.795	83.9	54.565		132.8	2:38.113		5	<u>45.469</u>	122.6	<u>45.907</u>	94.9	53.186	<u>171.7</u>	185.6	<u>2:24.562</u>	
2	46.412	125.1	46.415	89.8	53.880	170.3	183.4	2:26.707		6	45.675	119.7	46.774	87.1	54.459	<u>171.7</u>	184.3	2:26.908	
3	47.193	119.2	46.685	90.6	56.354	169.3	178.8	2:30.232		7	45.876	<u>127.8</u>	47.138	84.9	54.420	171.4	<u>186.2</u>	2:27.434	
4	47.042	124.6	57.158	47.6	1:09.808	161.7	178.2	2:54.008		8	46.086	124.3	46.543	<u>97.1</u>	<u>52.883</u>	168.5	182.1	2:25.512	

22 Robin Lackford (GB)									Elva 100										
lap	Sect-1	Speed	Sect-2	Speed	Sect-3	Speed	TopSpeed	laptime	pit	lap	Sect-1	Speed	Sect-2	Speed	Sect-3	Speed	TopSpeed	laptime	pit
1		119.1	45.275	90.8	52.528		124.7	2:29.415		5	46.100	127.5	<u>44.438</u>	90.1	53.601	165.9	181.2	2:24.139	
2	46.170	121.1	45.315	89.9	52.632	<u>169.3</u>	179.1	2:24.117		6	<u>45.911</u>	<u>129.0</u>	45.256	<u>92.5</u>	53.488	166.9	<u>182.1</u>	2:24.655	
3	47.579	108.4	48.197	78.9	54.800	<u>169.3</u>	180.6	2:30.576		7	46.019	123.4	44.569	88.8	<u>52.064</u>	166.4	179.4	<u>2:22.652</u>	
4	48.891	107.7	1:02.170	55.4	1:10.397	158.4	162.4	3:01.458		8	46.018	128.3	44.741	92.2	52.645	165.4	178.5	2:23.404	

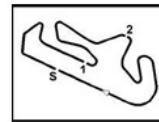
27 Tom De Gres (BE)									Stanguellini FJ										
lap	Sect-1	Speed	Sect-2	Speed	Sect-3	Speed	TopSpeed	laptime	pit	lap	Sect-1	Speed	Sect-2	Speed	Sect-3	Speed	TopSpeed	laptime	pit
1		116.8	46.005	<u>90.5</u>	<u>53.487</u>		131.1	2:33.349		5	48.095	120.8	46.983	82.8	54.014	170.6	175.6	2:29.092	
2	<u>46.380</u>	<u>132.5</u>	<u>45.911</u>	83.4	3:02.822	<u>173.6</u>	<u>187.2</u>	4:35.113		6	47.295	124.0	46.275	87.3	55.007	172.8	181.5	<u>2:28.577</u>	
3	50.783	102.6	1:08.303	65.7	1:10.560	165.9	149.8	3:09.646		7	47.290	120.4	48.116	80.8	53.783	167.2	177.3	2:29.189	
4	49.457	124.1	47.463	72.0	55.518	171.7	164.6	2:32.438		8									

31 Steve Futter (GB)									Lotus 18										
lap	Sect-1	Speed	Sect-2	Speed	Sect-3	Speed	TopSpeed	laptime	pit	lap	Sect-1	Speed	Sect-2	Speed	Sect-3	Speed	TopSpeed	laptime	pit
1		120.4	45.458	92.9	52.164		131.9	2:31.085		5	45.825	115.3	46.260	82.1	54.247	<u>182.4</u>	175.3	2:26.332	
2	45.378	120.9	45.597	86.8	<u>51.939</u>	179.4	184.9	<u>2:22.914</u>		6	<u>45.305</u>	<u>131.7</u>	<u>45.263</u>	94.7	54.217	179.1	183.1	2:24.785	
3	45.776	109.2	47.629	79.6	54.751	180.3	183.4	2:28.156		7	47.084	111.0	45.790	<u>96.1</u>	52.173	179.7	<u>185.6</u>	2:25.047	
4	49.095	111.5	1:03.103	54.6	1:09.222	170.1	142.7	3:01.420		8	45.735	126.9	46.350	86.4	52.589	180.3	182.1	2:24.674	

32 Gilbert Lenoir (FR)									Elva 200										
lap	Sect-1	Speed	Sect-2	Speed	Sect-3	Speed	TopSpeed	laptime	pit	lap	Sect-1	Speed	Sect-2	Speed	Sect-3	Speed	TopSpeed	laptime	pit
1		121.8	<u>50.567</u>	74.5	59.064		129.5	2:48.352		5	50.396	115.5	50.943	69.8	<u>58.697</u>	170.1	183.7	2:40.036	
2	<u>48.181</u>	<u>131.9</u>	51.014	68.5	1:00.714	170.6	<u>184.0</u>	<u>2:39.909</u>		6	50.072	128.0	51.871	63.3	1:00.393	<u>170.9</u>	174.5	2:42.336	
3	57.519	80.8	56.451	68.8	1:01.737	153.0	123.6	2:55.707		7	49.799	110.4	52.294	74.0	1:01.541	169.3	181.8	2:43.634	
4	50.112	101.1	52.528	<u>74.9</u>	59.710	168.2	171.7	2:42.350		8									

34 James Owen (GB)									Gemini Mk 2										
lap	Sect-1	Speed	Sect-2	Speed	Sect-3	Speed	TopSpeed	laptime	pit	lap	Sect-1	Speed	Sect-2	Speed	Sect-3	Speed	TopSpeed	laptime	pit
1		118.0	45.623	<u>95.3</u>	51.771		126.6	2:28.243		5	46.545	121.8	45.689	93.4	51.492	167.4	166.9	2:23.726	
2	46.251	<u>124.3</u>	<u>43.896</u>	90.6	51.717	168.0	165.1	2:21.864		6	<u>45.611</u>	118.8	44.076	91.3	<u>50.976</u>	167.4	173.9	<u>2:20.663</u>	
3	47.621	105.1	47.558	79.1	55.121	168.0	165.6	2:30.300		7	46.210	120.9	45.840	83.9	52.781	169.3	170.1	2:24.831	
4	48.708	108.3	1:03.669	59.9	1:09.239	152.3	149.0	3:01.616		8	47.267	119.3	45.771	85.6	52.944	168.5	167.2	2:25.982	

38 Pierre Guichard (DK)									Faccioli FJ										
lap	Sect-1	Speed	Sect-2	Speed	Sect-3	Speed	TopSpeed	laptime	pit	lap	Sect-1	Speed	Sect-2	Speed	Sect-3	Speed	TopSpeed	laptime	pit
1		121.8	46.361	85.7	55.238		136.5	2:31.860		5	45.575	126.0	45.587	89.4	53.508	175.0	181.2	2:24.670	
2	46.337	120.9	45.569	87.2	53.868	169.0	179.4	2:25.774		6	46.875	126.2	45.532	88.1	53.458	177.0	189.8	2:25.865	



Algarve Classic Festival 2017

Autodromo Int. Algarve

FORMULA JUNIOR

26 - 29 October 2017

Laps and Sector Times - Race 2

Autodromo Internacional Algarve - 4652 mtr.

3	46.908	119.3	47.207	82.5	54.777	174.5	<u>191.2</u>	2:28.892	7	45.556	125.9	<u>45.464</u>	<u>91.1</u>	<u>52.460</u>	175.0	189.8	<u>2:23.480</u>
4	49.022	112.4	1:01.916	48.5	1:09.443	162.4	141.4	3:00.381	8	<u>45.244</u>	127.4	45.752	88.6	53.834	175.9	190.8	2:24.830

56 Joao Paulo Campos Costa (PT)									Lola MK 5								
lap	Sect-1	Speed	Sect-2	Speed	Sect-3	Speed	TopSpeed	laptime pit	lap	Sect-1	Speed	Sect-2	Speed	Sect-3	Speed	Topspeed	laptime pit
1		136.5	40.820	<u>92.3</u>	48.554		135.3	2:13.524	5	41.246	137.9	<u>40.582</u>	90.0	<u>48.194</u>	196.7	<u>215.1</u>	2:10.022
2	40.734	145.2	40.839	87.0	48.878	196.7	213.0	2:10.451	6	<u>40.433</u>	142.7	40.900	84.6	48.611	<u>197.1</u>	213.9	2:09.944
3	41.324	139.2	43.094	82.8	56.247	196.4	212.2	2:20.665	7	40.478	140.8	40.778	88.4	48.607	196.0	213.9	<u>2:09.863</u>
4	1:07.853	64.8	1:11.815	55.8	1:07.688	151.5	129.3	3:27.356	8	40.962	146.7	43.004	83.6	48.868	195.7	213.0	2:12.834

58 Richard Smeeton (GT)									Wainer FJ								
lap	Sect-1	Speed	Sect-2	Speed	Sect-3	Speed	TopSpeed	laptime pit	lap	Sect-1	Speed	Sect-2	Speed	Sect-3	Speed	Topspeed	laptime pit
1		136.9	41.563	<u>94.9</u>	48.451		125.6	2:14.699	5	41.376	139.0	40.187	91.7	47.964	196.4	211.4	2:09.527
2	40.591	143.2	40.352	90.5	48.455	198.5	<u>217.7</u>	2:09.398	6	40.644	142.3	40.315	81.8	47.743	199.3	214.3	2:08.702
3	40.824	144.0	41.795	83.7	57.396	<u>199.6</u>	212.2	2:20.015	7	<u>40.587</u>	139.4	<u>40.167</u>	91.4	<u>47.623</u>	<u>199.6</u>	216.4	<u>2:08.377</u>
4	1:07.894	67.4	1:11.548	55.2	1:07.869	151.0	129.0	3:27.311	8	40.697	145.7	40.822	92.2	47.668	<u>199.6</u>	217.3	2:09.187

70 John Fyda (GB)									Brabham BT6								
lap	Sect-1	Speed	Sect-2	Speed	Sect-3	Speed	TopSpeed	laptime pit	lap	Sect-1	Speed	Sect-2	Speed	Sect-3	Speed	Topspeed	laptime pit
1		135.3	40.570	94.1	48.336		130.6	2:11.184	5	41.425	147.7	<u>39.711</u>	<u>95.6</u>	47.989	200.4	207.3	2:09.125
2	40.604	143.6	40.923	85.0	47.689	200.0	216.0	2:09.216	6	40.624	144.0	41.209	80.4	<u>47.345</u>	<u>203.8</u>	211.4	2:09.178
3	40.877	136.7	41.068	81.4	59.817	201.9	197.8	2:21.762	7	40.698	153.2	40.227	87.9	47.493	201.9	216.9	2:08.418
4	1:08.224	71.2	1:11.844	58.2	1:08.494	159.1	135.3	3:28.562	8	<u>39.875</u>	149.8	40.347	88.4	47.888	201.9	<u>219.1</u>	<u>2:08.110</u>

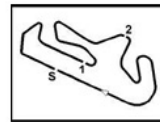
71 Philippe Bonny (FR)									Brabham BT2								
lap	Sect-1	Speed	Sect-2	Speed	Sect-3	Speed	TopSpeed	laptime pit	lap	Sect-1	Speed	Sect-2	Speed	Sect-3	Speed	Topspeed	laptime pit
1		137.1	43.473	<u>85.6</u>	52.850		136.5	2:24.454	5	44.552	127.1	43.886	82.7	51.900	182.7	192.2	2:20.338
2	50.705	120.7	44.760	85.4	51.895	185.9	201.1	2:27.360	6	42.484	134.2	43.901	69.5	51.299	189.1	<u>204.2</u>	2:17.684
3	43.664	126.0	44.528	83.2	52.297	189.5	203.0	2:20.489	7	<u>42.231</u>	<u>148.4</u>	<u>43.140</u>	84.2	51.300	182.1	<u>204.2</u>	<u>2:16.671</u>
4	50.007	87.9	1:09.392	57.3	1:08.996	181.2	146.7	3:08.395	8	42.965	139.2	43.505	78.9	<u>50.915</u>	185.6	203.4	2:17.385

72 Chris Chilcott (GB)									Brabham BT2								
lap	Sect-1	Speed	Sect-2	Speed	Sect-3	Speed	TopSpeed	laptime pit	lap	Sect-1	Speed	Sect-2	Speed	Sect-3	Speed	Topspeed	laptime pit
1		133.0	42.241	92.0	48.839		134.8	2:16.166	5	<u>41.270</u>	<u>143.4</u>	<u>40.667</u>	<u>101.5</u>	50.603	194.6	208.5	2:12.540
2	43.275	131.9	42.251	89.9	48.512	<u>195.3</u>	<u>211.4</u>	2:14.038	6	41.758	133.2	41.835	89.1	48.538	192.9	209.3	2:12.131
3	42.141	138.3	42.205	85.6	51.698	193.2	208.9	2:16.044	7	41.923	142.9	41.625	90.7	<u>48.393</u>	192.5	208.5	<u>2:11.941</u>
4	1:07.653	61.4	1:11.226	60.6	1:08.484	150.2	155.8	3:27.363	8	42.107	134.8	41.183	95.9	48.871	193.2	208.9	2:12.161

73 Peter Anstiss (GB)									Lotus 20/22								
lap	Sect-1	Speed	Sect-2	Speed	Sect-3	Speed	TopSpeed	laptime pit	lap	Sect-1	Speed	Sect-2	Speed	Sect-3	Speed	Topspeed	laptime pit
1		129.3	44.608	85.3	51.548		133.0	2:25.099	5	42.941	<u>145.9</u>	<u>42.594</u>	84.1	50.784	181.8	200.4	2:16.319
2	45.318	131.4	42.701	<u>91.4</u>	50.602	183.1	187.8	2:18.621	6	43.003	135.2	43.078	81.8	50.485	184.0	<u>201.9</u>	2:16.566
3	43.586	120.0	47.948	73.8	54.146	<u>185.2</u>	201.1	2:25.680	7	44.331	132.2	42.796	84.4	<u>50.384</u>	184.6	198.2	2:17.511
4	50.641	100.4	1:08.750	61.9	1:09.502	174.5	147.9	3:08.893	8	<u>42.906</u>	136.5	42.694	85.0	50.458	184.9	201.1	<u>2:16.058</u>

74 Iain Rowley (GB)									Lola Mk5								
lap	Sect-1	Speed	Sect-2	Speed	Sect-3	Speed	TopSpeed	laptime pit	lap	Sect-1	Speed	Sect-2	Speed	Sect-3	Speed	Topspeed	laptime pit
1		134.2	42.467	87.5	49.148		131.2	2:18.373	5	42.348	147.7	42.304	86.5	<u>48.866</u>	190.8	206.1	2:13.518
2	43.414	139.9	42.363	82.3	49.489	190.8	205.7	2:15.266	6	<u>41.838</u>	140.1	42.186	86.4	49.080	<u>192.5</u>	<u>208.1</u>	<u>2:13.104</u>
3	43.059	120.4	48.511	77.3	54.879	191.2	205.7	2:26.449	7	42.298	<u>149.2</u>	42.080	80.9	49.320	191.8	206.9	2:13.698
4	55.809	75.0	1:10.287	60.0	1:08.329	164.1	165.1	3:14.425	8	41.905	146.5	<u>41.735</u>	<u>88.6</u>	50.474	189.8	204.9	2:14.114

80 Lee Mowle (GB)									Lotus 20/22								
lap	Sect-1	Speed	Sect-2	Speed	Sect-3	Speed	TopSpeed	laptime pit	lap	Sect-1	Speed	Sect-2	Speed	Sect-3	Speed	Topspeed	laptime pit
1		146.7	40.665	<u>94.9</u>	48.035		122.0	2:10.218	5	40.947	147.9	<u>39.953</u>	90.6	48.387	192.5	208.5	2:09.287
2	40.895	148.8	40.538	90.1	48.461	196.0	211.4	2:09.894	6	40.587	156.1	40.289	88.4	47.484	197.8	212.6	2:08.360
3	40.398	152.5	41.355	80.2	59.825	195.7	211.8	2:21.578	7	40.480	148.4	41.008	87.7	<u>47.452</u>	198.9	213.4	2:08.940
4	1:06.973	77.6	1:12.379	56.2	1:09.315	154.5	134.8	3:28.667	8	<u>39.800</u>	152.5	40.482	92.8	47.695	201.1	216.9	<u>2:07.977</u>



Algarve Classic Festival 2017

Autodromo Int. Algarve

FORMULA JUNIOR

26 - 29 October 2017

Laps and Sector Times - Race 2

Autodromo Internacional Algarve - 4652 mtr.

82 Andrew Garside (GB)									Lotus 20/22										
lap	Sect-1	Speed	Sect-2	Speed	Sect-3	Speed	TopSpeed	laptime	pit	lap	Sect-1	Speed	Sect-2	Speed	Sect-3	Speed	Topspeed	laptime	pit
1		132.8	41.618	95.2	<u>48.624</u>		123.6	2:14.409		5	43.065	126.5	41.891	91.1	49.011	190.5	195.7	2:13.967	
2	1:08.341	119.2	43.507	91.4	52.130	<u>197.4</u>	<u>211.8</u>	2:43.978		6	41.473	139.9	41.662	93.2	49.236	194.2	206.1	2:12.371	
3	44.255	113.2	47.464	81.8	54.806	195.3	194.9	2:26.525		7	41.618	137.8	40.712	96.4	48.818	195.3	204.5	2:11.148	
4	48.897	107.5	1:02.927	48.5	1:08.676	157.0	157.0	3:00.500		8	<u>41.325</u>	140.8	<u>40.371</u>	<u>96.5</u>	48.949	193.2	203.4	<u>2:10.645</u>	

87 Stephane Rey (GB)									Lola MK 5 A										
lap	Sect-1	Speed	Sect-2	Speed	Sect-3	Speed	TopSpeed	laptime	pit	lap	Sect-1	Speed	Sect-2	Speed	Sect-3	Speed	Topspeed	laptime	pit
1		139.7	40.306	91.5	48.381		124.7	2:11.737		5	41.636	137.2	39.802	89.8	48.340	200.7	213.4	2:09.778	
2	40.550	141.7	40.749	83.5	47.847	200.4	<u>216.0</u>	2:09.146		6	<u>39.832</u>	150.0	40.294	89.3	47.529	201.1	214.7	2:07.655	
3	40.907	136.2	40.916	77.9	59.884	<u>202.2</u>	207.3	2:21.707		7	40.291	147.7	<u>39.722</u>	89.2	<u>47.520</u>	201.1	215.1	<u>2:07.533</u>	
4	1:08.455	70.2	1:11.796	53.4	1:08.060	154.1	128.0	3:28.311		8	40.425	149.0	40.346	<u>93.5</u>	47.731	199.3	214.7	2:08.502	

88 Lukas Halusa (AUT)									Lotus 20										
lap	Sect-1	Speed	Sect-2	Speed	Sect-3	Speed	TopSpeed	laptime	pit	lap	Sect-1	Speed	Sect-2	Speed	Sect-3	Speed	Topspeed	laptime	pit
1		118.8	43.276	87.0	50.005		124.6	2:39.713		5	41.909	125.3	41.822	88.2	49.154	192.9	207.3	2:12.885	
2	46.248	124.1	41.560	88.8	51.138	191.5	184.6	2:18.946		6	41.755	121.3	41.741	<u>97.1</u>	49.215	194.9	206.9	2:12.711	
3	47.409	116.1	46.844	79.4	55.665	193.2	189.5	2:29.918		7	42.253	128.1	<u>40.691</u>	90.2	<u>48.221</u>	193.5	207.7	2:11.165	
4	48.269	110.1	1:01.496	48.0	1:08.708	167.4	156.5	2:58.473		8	<u>41.438</u>	123.3	40.900	92.2	48.256	197.4	<u>210.5</u>	<u>2:10.594</u>	

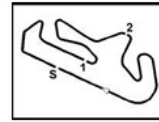
90 Mark Haynes (AUT)									Nota FJ										
lap	Sect-1	Speed	Sect-2	Speed	Sect-3	Speed	TopSpeed	laptime	pit	lap	Sect-1	Speed	Sect-2	Speed	Sect-3	Speed	Topspeed	laptime	pit
1		113.2	48.000	87.4	54.846		132.4	2:37.991		5	48.019	107.5	47.932	<u>88.4</u>	<u>54.804</u>	163.4	167.4	<u>2:30.755</u>	
2	48.228	114.0	47.894	86.4	56.030	<u>169.3</u>	<u>180.3</u>	2:32.152		6	<u>47.663</u>	115.0	48.220	83.1	56.033	<u>169.3</u>	165.9	2:31.916	
3	49.521	94.2	51.337	79.5	58.976	167.7	161.4	2:39.834		7	48.041	110.4	48.686	85.1	55.279	166.2	168.8	2:32.006	
4	54.060	98.2	51.929	73.9	1:02.198	153.2	134.8	2:48.187		8	48.584	<u>120.9</u>	<u>47.742</u>	84.2	54.936	167.7	173.1	2:31.262	

90 Angelo Delea(CH)									Brabham BT 16										
lap	Sect-1	Speed	Sect-2	Speed	Sect-3	Speed	TopSpeed	laptime	pit	lap	Sect-1	Speed	Sect-2	Speed	Sect-3	Speed	Topspeed	laptime	pit
1		135.8	43.645	89.3	50.484		131.1	2:23.174		5	43.624	154.5	43.892	83.6	<u>49.418</u>	179.7	190.8	2:16.934	
2	50.686	152.5	43.569	92.7	50.069	180.3	190.1	2:24.324		6	43.534	157.0	44.094	<u>93.8</u>	50.062	183.1	190.8	2:17.690	
3	43.614	<u>157.2</u>	45.955	73.2	53.411	180.9	188.5	2:22.980		7	<u>42.853</u>	151.5	<u>43.191</u>	93.0	49.779	182.4	193.2	<u>2:15.823</u>	
4	51.074	90.1	1:09.328	58.9	1:08.403	158.4	142.5	3:08.805		8									

97 Hans Ciers (BE)									Lotus 20										
lap	Sect-1	Speed	Sect-2	Speed	Sect-3	Speed	TopSpeed	laptime	pit	lap	Sect-1	Speed	Sect-2	Speed	Sect-3	Speed	Topspeed	laptime	pit
1		108.8	48.640	<u>88.9</u>	57.203		122.4	2:42.226		5	48.991	108.9	48.523	83.9	55.839	169.8	151.5	2:33.353	
2	49.203	111.6	48.418	85.5	58.499	171.4	157.0	2:36.120		6	48.878	112.5	48.219	81.3	<u>55.523</u>	173.4	150.4	2:32.620	
3	52.696	97.9	51.920	74.7	1:00.756	150.4	133.7	2:45.372		7	<u>48.189</u>	<u>112.6</u>	47.792	81.6	55.811	<u>176.5</u>	<u>161.0</u>	<u>2:31.792</u>	
4	51.955	104.5	50.003	78.5	57.659	148.4	137.8	2:39.617		8	50.354	109.1	<u>47.615</u>	86.3	1:00.308	172.2	157.7	2:38.277	

98 Chris Merrick (GB)									Cooper T2										
lap	Sect-1	Speed	Sect-2	Speed	Sect-3	Speed	TopSpeed	laptime	pit	lap	Sect-1	Speed	Sect-2	Speed	Sect-3	Speed	Topspeed	laptime	pit
1		135.8	44.358	94.6	51.144		149.4	2:25.781		5	43.176	142.7	43.612	93.6	<u>50.149</u>	180.6	196.7	2:16.937	
2	45.126	129.5	43.485	94.6	50.661	187.5	190.1	2:19.272		6	<u>42.698</u>	<u>147.5</u>	43.485	99.4	50.610	188.5	201.1	<u>2:16.793</u>	
3	43.634	126.5	47.778	76.6	53.839	186.2	199.3	2:25.251		7	43.476	134.5	<u>42.972</u>	<u>102.0</u>	50.396	186.5	198.5	2:16.844	
4	50.469	94.1	1:08.933	64.9	1:09.197	171.4	145.2	3:08.599		8	44.343	139.0	43.303	101.5	51.098	<u>189.1</u>	196.4	2:18.744	

127 Richard Wilson (GB)									Lotus 27										
lap	Sect-1	Speed	Sect-2	Speed	Sect-3	Speed	TopSpeed	laptime	pit	lap	Sect-1	Speed	Sect-2	Speed	Sect-3	Speed	Topspeed	laptime	pit
1		132.0	42.881	88.8	49.935		126.5	2:19.788		5	42.372	141.4	42.224	88.7	49.251	<u>190.5</u>	<u>206.1</u>	2:13.847	
2	43.127	137.4	42.647	84.6	49.636	185.9	203.0	2:15.410		6	<u>41.734</u>	141.7	41.894	85.9	<u>49.239</u>	190.1	<u>206.1</u>	<u>2:12.867</u>	
3	42.410	120.4	47.927	83.0	54.896	188.5	203.8	2:25.233		7	42.041	<u>149.6</u>	42.326	91.6	50.107	188.5	202.6	2:14.474	
4	56.500	79.0	1:09.851	64.9	1:08.223	161.4	160.0	3:14.574		8	42.595	137.9	<u>41.854</u>	<u>92.5</u>	50.467	187.8	203.4	2:14.916	



Algarve Classic Festival 2017
Autodromo Int. Algarve

FORMULA JUNIOR

26 - 29 October 2017

Laps and Sector Times - Race 2

Autodromo Internacional Algarve - 4652 mtr.

SC	SC - Jorge Fernandes (EG)																			
lap	Sect-1	Speed	Sect-2	Speed	Sect-3	Speed	TopSpeed	laptime	pit	lap	Sect-1	Speed	Sect-2	Speed	Sect-3	Speed	Topspeed	laptime	pit	
1	Out	80.2	1:13.342	59.9				4:16.889		2										

