

Hankook 24H DUBAI 2017
24H SERIES 2017 - Race 1

Intermediate Result 24H Series - Race

Race Time = 21:00:00

10 - 14 January 2017
Dubai - 5399 mtr.

Class = A6-Pro - mainly GT3 Cars

Pos	Nbr	Team name / Official Entrant	Car	Gap	Diff	Fastest	In	Stops	Pit Total time in Pit
1	911	Herberth Motorsport Daniel Allemann	Porsche 991 GT3 R Allemani-Bohn-Renauer-Renauer-Hartley	-- 504 laps --		1:59.516	374	26	1:27:04
2	12	Manthey Racing Manthey Racing	Porsche 991 GT3 R Klohs-Müller-Cairol-Krumbach	1:31.778	1:31.778	2:00.077	185	27	1:19:46
3	3	Black Falcon Black Falcon	Mercedes AMG GT3 Al Faisal- Haupt-Buurman-Broniszewski-Engel	-- 501 laps --	11:06.500	1:59.198	319	24	1:23:34
4	14	Optimum Motorsport Optimum Motorsport	Audi R8 LMS Osborne-Haigh-Ratcliffe-Haase	-- 500 laps --	1:26.583	2:00.287	3	23	1:11:18
5	76	Imsa Performance Raymond Narac	Porsche 991 GT3 R Narac-Cornac-Jousse-Jaminet	-- 496 laps --	14:37.277	2:00.285	3	23	1:16:14
6	5	Belgian Audi Club WRT Belgian Audi Club team WRT	Audi R8 LMS Bin Saud Al Saud-Bin Faisal Al Saud-Fässler-Vergers	-- 491 laps --	16:49.310	2:00.581	4	24	1:21:20
7	16	SPS automotive performance SPS automotive performance	Mercedes AMG GT3 Pierburg-Müller-Arnold-Onslow-Cole	-- 487 laps --	13:27.710	1:59.870	123	21	1:24:47
8	4	Belgian Audi Club WRT Belgian Audi Club team WRT	Audi R8 LMS Ide-Leonard-Frijns-Mies-Maes	1:14.791	41.182	2:00.403	211	21	1:52:53
9	21	Konrad Motorsport Konrad Motorsport	Lamborghini Huracán GT3 Basseng-MaPELLI-Gounon-Stolz-Scheuschner	-- 466 laps --	14:54.666	2:01.286	380	20	2:21:18
10	2	Black Falcon Black Falcon	Mercedes AMG GT3 Al Qubaisi-Bleekemolen-Assenheimer-Metzger	-- 397 laps --		1:59.215	2	20	1:00:27
11	963	GRT Grasser Racing Team GRT Grasser Racing Team	Lamborghini Huracán GT3 Bortolotti-Engelhart-Breukers-Ineichen-Ineichen	-- 388 laps --		1:59.717	3	23	1:11:31
12	29	Forch Racing powered by Olimp Forch Racing powered by Olimp	Porsche 991 GT3 R Lukas-Jedlinski-Henzler-Creel-Kubica	-- 242 laps --		2:00.398	2	14	2:14:15
13	17	IDEC SPORT RACING SAINT HONORE RACING	Mercedes AMG GT3 Lafargue-Lafargue-Minassian-Varutti	-- 216 laps --	12:33.642	2:00.820	3	10	1:35:49
14	28	GP Extreme GP Extreme	Renault RS01 FGT3 Grogor-Deletraz-Vergne-Webster-Kronfli	-- 148 laps --		2:01.278	3	8	0:22:59
15	964	GRT Grasser Racing Team GRT Grasser Racing Team	Lamborghini Huracán GT3 Bortolotti-Engelhart-Compagnon-Ineichen-Amstutz	-- 74 laps --		2:00.346	3	5	0:09:06
16	7	HB Racing HB Racing Team	Lamborghini Huracán GT3 Handlos-Siedler-Tordoff-Spengler-Amici	-- 46 laps --	18:12.656	2:00.523	2	2	0:03:13

Class = A6-Am - mainly GT3 Cars

Pos	Nbr	Team name / Official Entrant	Car	Gap	Diff	Fastest	In	Stops	Pit Total time in Pit
1	1	Hofor-Racing Hofor-Racing	Mercedes AMG GT3 Kroll-Kroll-Eggimann-Heyer-Frankenhou	23.351	23.351	2:04.605	64	22	1:13:11
2	22	Gravity Racing International Gravity Racing International	Mercedes SLS AMG GT3 Radermecker-Lopez-Kelders-Janis	-- 486 laps --	51.998	2:02.058	464	18	1:16:01
3	34	Car Collection Motorsport Car Collection Motorsport	Audi R8 LMS Dr. Kirchoff-Edelhoff-Edelhoff-Grimm-Vogler	1:16.697	1:16.697	2:04.757	369	21	1:20:24
4	27	GP Extreme GP Extreme	Renault RS01 FGT3 Fattien-Carugati-Pastorelli-Hall	1:28.321	11.624	2:01.149	242	22	1:21:35



Fastest time : 1:59.198 in lap 319 by nbr. 3 : Black Falcon(Yelmer Buurman) (Mercedes)

Publication-time

Results and lap times : www.raceresults.nu

Timekeeping by : RSTime by TimeService.nl

Time Printed : 14-01-2017 - 11:00

Race Director Martin van de Pavert	Steward	Timekeeper  Rob Oude Luttikhuis - TimeService.nl	Official Timekeeper 
Page 1 of 5	Results remain provisional pending technical examination and decisions from the stewards of the meeting		

Hankook 24H DUBAI 2017
24H SERIES 2017 - Race 1

Intermediate Result 24H Series - Race

10 - 14 January 2017
Dubai - 5399 mtr.

Race Time = 21:00:00

5	18	V8 Racing V8 Racing	Chevrolet Corvette C6-ZR1 Nathan-Abresch-Braams-Huisman-van t'Hoff	-- 483 laps --	4:20.918	2:01.651	390	22	1:18:19
6	66	Attempto Racing Attempto Racing	Porsche 991 GT3 R Häring-Hansch-Ulrich-Terting-Wlazik	-- 481 laps --	4:55.688	2:01.313	427	19	1:26:41
7	25	HTP Motorsport HTP Motorsport	Mercedes AMG GT3 de Pundert-Schneider-Tilke-Bosi	4:11:53.331		2:00.464	358	18	5:02:57
8	33	Car Collection Motorsport Car Collection Motorsport	Audi R8 LMS Schmidt-Parhofer-Diaz Varela-Tutumlu Lopez-Forné	-- 249 laps --		2:02.807	182	11	1:15:15

Class = SPX - Special Cars (mainly GT-Cars and Silhouette Cars)

Pos	Nbr	Team name / Official Entrant	Car	Gap	Diff	Fastest	In	Stops	Pit Total time in Pit
1	87	GDL Racing Middle East GDL Racing Middle East	Lamborghini Huracán Super Trofeo Pelle-Penttinen-Rice-Ehret	-- 478 laps --	6:34.231	2:05.099	3	22	1:25:22
2	10	Leipert Motorsport Oliver Webb	Lamborghini Huracán Super Trofeo Webb-Rattenbury-Perrin-Schlotter	-- 476 laps --	7:02.412	2:04.327	287	20	1:16:00
3	51	FACH AUTO TECH Fach Auto Tech	Porsche 991 Cup MR Fleischer-Joos-Wagner-Bruder-Ragginger	-- 473 laps --	11:12.430	2:05.152	403	17	1:11:46
4	77	GDL Racing Team Asia GDL Racing Team Asia	Lamborghini Huracán Super Trofeo Keong Liam-Farmer-Lee-Tan	17.040	17.040	2:05.492	3	24	1:35:34
5	401	Schubert Motorsport Schubert Motorsport	BMW4 GT4 Collard-Klingmann-Müller	37.250	37.250	2:10.075	208	26	1:42:39
6	204	Vortex V8 Arnaud Gomez	Vortex 1.0 Amrouche-Calmon-Gomez-Gomez	-- 313 laps --		2:05.186	11	26	4:02:37
7	24	COOL RACING BY GPC MOTORSPC Alexandre Coigny	Vortex 1.0 Coigny-Forgione-Alexander-Dyer	-- 302 laps --		2:03.117	276	18	8:05:21
8	19	Eurotrac (by Bas Koeten) Bas Koeten Racing	Dodge Viper CC Series 2 de Heus-de Jong-Breukers-Rijnbeek	-- 6 laps --	15:31.988	2:07.388	2	1	0:00:00

Class = 991 - Porsche 991 Cup Cars (models 2014..2015)

Pos	Nbr	Team name / Official Entrant	Car	Gap	Diff	Fastest	In	Stops	Pit Total time in Pit
1	68	Black Falcon Team TMD Friction BLACK FALCON Team TMD Friction	Porsche 991 Cup Al Faisal-Al Mouri-Fjordbach-Toril	-- 484 laps --	6:32.853	2:05.932	291	20	1:06:07
2	85	PROsport Performance PROsport performance	Porsche 991 Cup Putman-Espenlaub-Foster-Pilgrim	-- 480 laps --	3:52.516	2:06.663	304	21	1:18:22
3	63	race:pro motorsport race:pro motorsport	Porsche 991 Cup Minsky-Sultanov-Bachler-Rivas-Wallenwein	33.609	33.609	2:05.060	290	19	1:15:31
4	69	Black Falcon Team TMD Friction BLACK FALCON Team TMD Friction	Porsche 991 Cup Kaiser-Spreng-Toril-Alesayi	-- 471 laps --	11:12.191	2:06.137	3	19	1:17:49
5	92	MSG Motorsport MSG Motorsport	Porsche 991 Cup Sager-Autumn-Zöchling-Rindlisbacher-Kuhs	-- 470 laps --	3:04.307	2:05.406	317	20	1:23:27
6	80	APO Sport Alex Osborne	Porsche 991 Cup Osborne-May-May	-- 433 laps --		2:07.742	261	18	1:53:05
7	95	Memac Ogilvy Duel Racing Memac Ogilvy Duel Racing	Porsche 991 Cup Moutran-Moutran-Moutran-Quaife	-- 293 laps --		2:06.712	6	13	0:38:08
8	90	MRS GT-Racing MRS GT-Racing	Porsche 991 Cup Baharian-Nicolaidis-Lewis Brauner-Nakken	-- 284 laps --		2:07.816	26	12	4:13:23



Fastest time : 1:59.198 in lap 319 by nbr. 3 : Black Falcon(Yelmer Burman) (Mercedes)

Publication-time

Results and lap times : www.raceresults.nu

Timekeeping by : RSTime by TimeService.nl

Time Printed : 14-01-2017 - 11:00

Race Director Martin van de Pavert	Steward	Timekeeper  Rob Oude Luttkhuis - TimeService.nl	Official Timekeeper 
Page 2 of 5	Results remain provisional pending technical examination and decisions from the stewards of the meeting		

Hankook 24H DUBAI 2017
24H SERIES 2017 - Race 1

Intermediate Result 24H Series - Race

10 - 14 January 2017
Dubai - 5399 mtr.

Race Time = 21:00:00

9	93	MSG Motorsport MSG Motorsport	Porsche 991 C up Zwinger-Hrobarek-Petit-Terrail-Jürgen Kroner	-- 238 laps --	33:56.887	2:07.462	42	13	1:09:15
10	73	HRT Performance Attempto Racing	Porsche 991 C up Lindholm-Ogrocki-Harmsen-Kleinbach-Littman	-- 154 laps --	49:32.912	2:07.728	52	7	0:35:53
11	81	Olimp Racing by Lukas Motorsport Olimp Racing by Lukas Motorsport	Porsche 991 C up Walliko-Eisemann-Triller-Scholze-Bauer	-- 78 laps --	44:33.024	2:08.088	58	4	0:11:16

Class = SP2 - Special Cars (mainly GT-Cars and Silhouette Cars)

Pos	Nbr	Team name / Official Entrant	Car	Gap	Diff	Fastest	In	Stops	Pit Total time in Pit
1	207	Bovi Motorsport Bovi Motorsport	Brokemet Silver Sting Kaufmann-Bodis-van Lagen-Bo Frederiksen	-- 458 laps --	1:39.171	2:06.067	423	19	1:49:07
2	247	Reiter Engineering Reiter Engineering	KTM X-BOW (SP2) Mantella-Chaponick Jr.-Sandberg-Mazatis	-- 455 laps --	3:52.608	2:07.699	175	15	1:46:16
3	58	VDS Racing Adventures Royale Ecurie Azur	MARC Focus V8 van der Straten-Vanlooocke-Paise-Dupont-Close	-- 453 laps --	3:00.350	2:09.278	320	18	1:39:42
4	78	Speed Lover Speed Lover	Porsche 991 C up Verheyen-Paque-Gerome-Decurtins-Verburg	-- 443 laps --	5:36.527	2:09.743	143	18	2:04:35
5	209	Besaplast Racing Besaplast Racing Team	Audi TTRS Kovac-Pekar-Erlebach-Vukovic	-- 435 laps --	9:48.424	2:12.573	128	20	1:53:04
6	203	Vortex V8 Mathieu Pontais	GC Automobile GC 10 V8 Deutsch-Deutsch-Pontais-Thiel	-- 276 laps --		2:07.563	119	14	0:52:39

Class = SP3 - Special Cars (mainly GT4 cars)

Pos	Nbr	Team name / Official Entrant	Car	Gap	Diff	Fastest	In	Stops	Pit Total time in Pit
1	231	Optimum Motorsport Optimum Motorsport	Ginetta G55 GT4 Linn-Barwick-O'Brien-Moore	-- 464 laps --	8:03.013	2:12.030	391	20	1:12:42
2	178	CWS Colin White	Ginetta G55 GT4 White-Hibbert-Simpson-Gdovic	-- 459 laps --	17:10.334	2:11.006	288	20	1:28:46
3	86	PROsport Performance PROsport performance	Porsche Cayman PRO4 Viebahn-Kasperlik-Klasen-Verdonck	-- 457 laps --	4:01.817	2:11.984	365	24	1:23:42
4	229	Century Motorsport Century Motorsport	Ginetta G55 GT4 Freke-Moffat-Mitchell-Green	-- 456 laps --	56.350	2:10.669	3	24	1:37:25
5	267	GDL Racing Team Asia GDL Racing Middle East	Porsche Cayman GT4 Clubsport MR Hui-Yu-Au-Tse	18.809	18.809	2:13.975	328	21	1:19:35
6	241	ALFAB Racing ALFAB Racing	Porsche Cayman GT4 Clubsport Behrens-Ros-Levin-Ros	-- 452 laps --	6:49.484	2:11.312	4	23	1:39:59
7	114	JR Motorsport Bob Herber	BMW E90 Herber-Hilders-Bessem-Schouten	-- 449 laps --	13:51.752	2:13.428	294	23	1:40:17
8	123	Nissan GT Academy Team RJN Nissan GT academy Team RJN	Nissan 370Z GT4 Mardenborough-Sanchez-Sarazin-Guindi	13.931	13.931	2:10.180	3	19	2:03:52
9	111	track-club Adam Balon	Lotus Evora GT4 Balon-Knight-Stanley	-- 440 laps --	11:46.841	2:11.492	3	19	1:44:02
10	250	Rotek Racing Rotek Racing	Porsche Cayman GT4 Clubsport McGuire-Block-Schauerman-Rondet-James	-- 439 laps --	4:31.253	2:12.942	368	20	1:18:07
11	249	Newbridge Motorsport - OCC Lasik Rotek Racing	Porsche Cayman GT4 Clubsport Keegan-Stammer-Welch	-- 437 laps --	4:59.283	2:14.347	402	18	1:20:02



Fastest time : 1:59.198 in lap 319 by nbr. 3 : Black Falcon(Yelmer Burman) (Mercedes)

Publication-time

Results and lap times : www.raceresults.nu

Timekeeping by : RSTime by TimeService.nl

Time Printed : 14-01-2017 - 11:00

Race Director Martin van de Pavert	Steward	Timekeeper  Rob Oude Lutikhuis - TimeService.nl	Official Timekeeper 
Page 3 of 5	Results remain provisional pending technical examination and decisions from the stewards of the meeting		

Hankook 24H DUBAI 2017
24H SERIES 2017 - Race 1

Intermediate Result 24H Series - Race

10 - 14 January 2017
Dubai - 5399 mtr.

Race Time = 21:00:00

12	242	Manthey Racing Manthey Racing	Porsche Cayman GT4 Clubsport MR Schmersal-Mihm-von Oeynhausen-Kemper-Kemper	-- 424 laps --	12:21.531	2:14.704	4	17	1:42:02
13	777	Schwede Motorsport Phillip Bethke	Porsche Cayman GT4 Clubsport MR Bethke-Hornung-Kraft-Sadler	-- 421 laps --	2:12.256	2:14.070	352	17	2:03:06
14	340	Bucketlist Racing Bucketlist Racing	BMW F30 340i Winterboer-Sanne-van Vuuren-Wilson-Budnik	2:25.275	2:25.275	2:18.511	206	21	2:13:28
15	245	Slidesports Pallex Slidesports Limited	Porsche Cayman GT4 Clubsport Fairbrother-Dawson-Armstrong-Jones-Caygill	-- 384 laps --		2:15.113	5	23	2:23:46
16	246	Reiter Engineering Reiter Engineering	KTM X-BOW GT4 Wood-Rathe-Schiff-Niederhauser	-- 271 laps --		2:10.637	40	17	8:37:35
17	243	Black Falcon Team TMD Friction BLACK FALCON team TMD Friction	Porsche Cayman GT4 Clubsport Schoeller-Leib-Plana-Mehmet Kaya	-- 245 laps --		2:13.908	163	12	0:39:21
18	240	FACH AUTO TECH Fach Auto Tech	Porsche Cayman GT4 Clubsport Zolin-Schnyder-Hirschmann-Arnold-Takizawa					0	0:00:00

Class = TCR - TCR cars Petrol Touring Cars 2000cc Supercharged

Pos	Nbr	Team name / Official Entrant	Car	Gap	Diff	Fastest	In	Pit Stops	Total time in Pit
1	108	Cadspeed Racing with Atech James Kaye	Audi RS3 LMS TCR Kaye-Griffin-HoIstein-Hutchison	-- 447 laps --	8:27.051	2:13.988	85	18	3:12:43
2	216	Modena Motorsports Mondena Motorsport	Seat Leon TCR V2 SEQ Shen-Shen-Tjia-Beche	-- 444 laps --	10:08.524	2:12.889	363	20	1:45:31
3	105	Zest Racecar Engineering Philippe Ulivieri	Seat Leon TCR V2 DSG Ulivieri-Rdest-Allen-Coupal-Weisberg	-- 422 laps --	6:37.929	2:15.000	3	20	2:04:59
4	303	Red Camel-Jordans.nl Red Camel-Jordans.nl	Seat Leon Cup Racer (2015 DSG) Wheeler-Astin-Martroussian-Dijkhof	-- 379 laps --		2:15.038	3	16	4:08:30
5	100	Team Bleekemolen Sebastian Bleekemolen	Seat Leon TCR V2 SEQ Bleekemolen-Bleekemolen-de Borst-Ringelberg	-- 213 laps --	25:42.206	2:13.489	157	15	1:02:01
6	57	Lap57 Motorsports Lap57 Racing Team	Honda Civic TCR Al Owais- Al Hammadi-Zuhour-Al Mehairi					0	0:00:00

Class = A3 - Touring Cars 2000 up to 3500cc & Supercharged 1650 up to 2000cc

Pos	Nbr	Team name / Official Entrant	Car	Gap	Diff	Fastest	In	Pit Stops	Total time in Pit
1	308	Team Altran Peugeot Guillaume ROMAN	Peugeot 208 GTi Roman-Blaise-Holmgaard-Carlson	-- 434 laps --	45.217	2:17.378	169	18	1:32:33
2	908	Team Altran Peugeot Yusif BASSIL	Peugeot 208 GTi Bassil-Boyer-de Andres-Dupont	-- 431 laps --	1:07.376	2:17.151	287	18	1:38:27
3	133	PB Racing Stefano D'Aste	Lotus Elise Cup PB-R D'Aste-Pasotti-Pegoraro-Vinke-Bartyan	-- 430 laps --	3:36.979	2:16.947	347	14	1:15:24
4	135	Zest Racecar Engineering Robert Taylor	Seat Leon Supercopa Taylor-Cox-Wishart-Savage	-- 403 laps --	22:26.549	2:21.814	371	23	1:55:53
5	121	track-club Marcus Jewell	Seat Leon Supercopa Jewell-Drummond-Atkinson-Ratcliff	-- 399 laps --	6:57.883	2:21.036	360	16	2:13:54
6	99	RKC/TGM Ricky Coomber	Honda FD2-Civic Type-R Coomber-Gannon-Drinkwater-Deaton-White	-- 393 laps --	13:14.579	2:18.716	280	12	2:53:44
7	131	Hofor-Kuepper Racing Hofor Racing	BMW E46 M3 Coupe Küpper-Kroll-Fischer-Pavlovic-Engljähringer	40:32.660	40:32.660	2:17.108	51	6	0:15:51



Fastest time : 1:59.198 in lap 319 by nbr. 3 : Black Falcon(Yelmer Burman) (Mercedes)

Publication-time

Results and lap times : www.raceresults.nu

Timekeeping by : RSTime by TimeService.nl

Time Printed : 14-01-2017 - 11:00

Race Director Martin van de Pavert	Steward	Timekeeper  Rob Oude Lutikhuis - TimeService.nl	Official Timekeeper 
Page 4 of 5	Results remain provisional pending technical examination and decisions from the stewards of the meeting		

Hankook 24H DUBAI 2017
24H SERIES 2017 - Race 1

Intermediate Result 24H Series - Race

10 - 14 January 2017
Dubai - 5399 mtr.

Race Time = 21:00:00

8 71 Cor Euser Racing BMW M3 -- 63 laps -- 44:21.832 2:18.414 51 2 0:04:03
Cor Euser Racing Allpass-Verburg-Euser-Dieter Frommer-Nielsen

Class = CUP1 - BMW M235i Racing Cup: 3000cc Twin Turbo

Pos	Nbr	Team name / Official Entrant	Car	Gap	Diff	Fastest	In	Stops	Pit Total time in Pit
1	151	Sorg Rennsport Securtal Sorg	BMW M235i Racing Cup Epp-Andreas Franz-Hollerweger-Eichenberg-Sandberg	1:43.251	1:43.251	2:19.354	146	22	1:23:12
2	152	Sorg Rennsport Securtal Sorg	BMW M235i Racing Cup AL Melaïhi-Diez-de los Milagros-Richardson-Peh	-- 427 laps --	13:56.854	2:19.228	14	21	1:29:09
3	145	Bonk Motorsport Michael Bonk	BMW M235i Racing Cup Piepmeyer-Burghardt-Bonk-Leyherr	-- 418 laps --	16:53.220	2:21.563	373	24	1:51:17
4	146	Bonk Motorsport Max Partl	BMW M235i Racing Cup Bock-Partl-Partl	-- 417 laps --	1:22.844	2:19.872	10	24	2:05:56
5	235	DUWO Racing Dumont Jean-Marie	BMW M235i Racing Cup Dumont-Schmit-Schmit-Chkondali-Derossi	0.180	0.180	2:20.535	338	16	1:49:31
6	154	QSR Jimmy de Breucker	BMW M235i Racing Cup de Breucker-Timmers-Gillion-Kenis	-- 377 laps --	7:04.137	2:20.271	360	14	3:29:08

Class = A2 - Petrol Touring Cars up to 2000cc & Supercharged up to 1650cc

Pos	Nbr	Team name / Official Entrant	Car	Gap	Diff	Fastest	In	Stops	Pit Total time in Pit
1	171	Team Eva Solo/K-Rejser TeamK-Rejser	Peugeot RCZ Kristensen-Engelbrecht-Sørensen-Mølgaard-Sørensen	-- 432 laps --	56:04.019	2:22.044	109	13	0:58:37
2	172	Team Cooksport Josh Cook	Renault Clio Cup IV Sedgwick-Deegan-Cook-Maybin-Cook	-- 419 laps --	33:15.929	2:23.053	360	15	1:20:21
3	570	Lap57 Motorsports Lap57 Racing Team	Honda Integra DC5 Umamoto-Okumura-Hamano-Jürgen-Silva	-- 410 laps --	23:22.393	2:21.976	268	15	1:51:32
4	52	Team Sally Racing 1 Team Sally Racing	Renault Clio Cup III Sally Pedersen-Obel-Jusjong-Marcussen-Christensen	-- 409 laps --	3:58.816	2:27.609	37	14	1:25:37
5	112	Stanco&Tanner Motorsport Stanco&Tanner Motorsport	Renault Clio Cup IV Tanner-Stanco-Henggeler-Mollison-Oscarsson	-- 401 laps --	12:52.058	2:21.765	340	20	2:29:46
6	48	ZRT Motorsport Chris Yarwood	Honda Integra DC5 Mullan-Khan-Davidson-Yarwood	-- 376 laps --	2:04.267	2:22.555	80	16	2:47:41
7	53	Team Sally Racing 2 Team Sally Racing	Renault Clio Cup III Løndal Pedersen-Vesthøve-Nymand-Skipper	-- 300 laps --		2:27.207	48	17	1:49:01
8	165	TEAM CLIO CUP FRANCE Renault Sport Racing Team	Renault Clio Cup IV Tremoulet-Clairet-Clairet-Sarhy-Arellano					0	0:00:00



Fastest time : 1:59.198 in lap 319 by nbr. 3 : Black Falcon(Yelmer Burman) (Mercedes)

Publication-time

Results and lap times : www.raceresults.nu

Timekeeping by : RSTime by TimeService.nl

Time Printed : 14-01-2017 - 11:00

Race Director Martin van de Pavert	Steward	Timekeeper  Rob Oude Luttikhuis - TimeService.nl	Official Timekeeper 
Page 5 of 5	Results remain provisional pending technical examination and decisions from the stewards of the meeting		