

Hankook 24H DUBAI 2017
24H SERIES 2017 - Race 1

Intermediate Result 24H Series - Race

Race Time = 15:00:00

10 - 14 January 2017
Dubai - 5399 mtr.

Class = A6-Pro - mainly GT3 Cars

Pos	Nbr	Team name / Official Entrant	Car	Gap	Diff	Fastest	In	Stops	Pit Total time in Pit
1	911	Herberth Motorsport Daniel Allemann	Porsche 991 GT3 R Allemann-Bohn-Renauer-Renauer-Hartley	-- 360 laps --		2:00.277	187	18	0:57:35
2	12	Manthey Racing Manthey Racing	Porsche 991 GT3 R Klohs-Müller-Cairol-Krumbach	-- 359 laps --	37.001	2:00.077	185	18	0:51:57
3	2	Black Falcon Black Falcon	Mercedes AMG GT3 Al Qubaisi-Bleekemolen-Assenheimer-Metzger	27.526	27.526	1:59.215	2	16	0:50:16
4	3	Black Falcon Black Falcon	Mercedes AMG GT3 Al Faisal- Haupt-Buurman-Broniszewski-Engel	1:14.310	46.784	1:59.198	319	16	0:57:03
5	14	Optimum Motorsport Optimum Motorsport	Audi R8 LMS Osborne-Haigh-Ratcliffe-Haase	-- 357 laps --	2:55.523	2:00.287	3	16	0:48:48
6	76	Imsa Performance Raymond Narac	Porsche 991 GT3 R Narac-Cornac-Jousse-Jaminet	-- 353 laps --	9:30.867	2:00.285	3	15	0:52:02
7	21	Konrad Motorsport Konrad Motorsport	Lamborghini Huracán GT3 Basseng-MaPELLI-Gounon-Stolz-Scheuschner	-- 352 laps --	1:12.331	2:01.355	3	14	0:52:22
8	963	GRT Grasser Racing Team GRT Grasser Racing Team	Lamborghini Huracán GT3 Bortolotti-Engelhart-Breukers-Ineichen-Ineichen	-- 350 laps --	2:48.337	1:59.717	3	17	1:02:08
9	5	Belgian Audi Club WRT Belgian Audi Club team WRT	Audi R8 LMS Bin Saud Al Saud-Bin Faisal Al Saud-Fässler-Vergers	-- 349 laps --	1:50.889	2:00.581	4	18	1:01:38
10	16	SPS automotive performance SPS automotive performance	Mercedes AMG GT3 Pierburg-Müller-Arnold-Onslow-Cole	-- 344 laps --	1:44.505	1:59.870	123	16	1:03:52
11	4	Belgian Audi Club WRT Belgian Audi Club team WRT	Audi R8 LMS Ide-Leonard-Frijns-Mies-Maes	-- 335 laps --	8:59.643	2:00.403	211	14	1:27:08
12	29	Forch Racing powered by Olimp Forch Racing powered by Olimp	Porsche 991 GT3 R Lukas-Jedlinski-Henzler-Creel-Kubica	-- 242 laps --		2:00.398	2	14	2:14:15
13	17	IDEC SPORT RACING SAINT HONORE RACING	Mercedes AMG GT3 Lafargue-Lafargue-Minassian-Varutti	-- 216 laps --	12:33.642	2:00.820	3	10	1:35:49
14	28	GP Extreme GP Extreme	Renault RS01 FGT3 Grogor-Deletraz-Vergne-Webster-Kronfli	-- 148 laps --		2:01.278	3	8	0:22:59
15	964	GRT Grasser Racing Team GRT Grasser Racing Team	Lamborghini Huracán GT3 Bortolotti-Engelhart-Compagnon-Ineichen-Amstutz	-- 74 laps --		2:00.346	3	5	0:09:06
16	7	HB Racing HB Racing Team	Lamborghini Huracán GT3 Handlos-Siedler-Tordoff-Spengler-Amici	-- 46 laps --	18:12.656	2:00.523	2	2	0:03:13

Class = A6-Am - mainly GT3 Cars

Pos	Nbr	Team name / Official Entrant	Car	Gap	Diff	Fastest	In	Stops	Pit Total time in Pit
1	1	Hofor-Racing Hofor-Racing	Mercedes AMG GT3 Kroll-Kroll-Eggimann-Heyer-Frankenhou	-- 351 laps --	2:22.597	2:04.605	64	16	0:50:15
2	25	HTP Motorsport HTP Motorsport	Mercedes AMG GT3 de Pundert-Schneider-Tilke-Bosi	-- 348 laps --	1:06.772	2:00.705	166	15	0:54:51
3	34	Car Collection Motorsport Car Collection Motorsport	Audi R8 LMS Dr. Kirchhoff-Edelhoff-Edelhoff-Grimm-Vogler	1:07.290	1:07.290	2:04.798	165	14	0:50:13
4	27	GP Extreme GP Extreme	Renault RS01 FGT3 Fattien-Carugati-Pastorelli-Hall	1:15.025	7.735	2:01.149	242	15	0:55:27



Fastest time : 1:59.198 in lap 319 by nbr. 3 : Black Falcon(Yelmer Buurman) (Mercedes)

Publication-time

Results and lap times : www.raceresults.nu

Timekeeping by : RSTime by TimeService.nl

Time Printed : 14-01-2017 - 05:00

Race Director Martin van de Pavert	Steward	Timekeeper  Rob Oude Luttikhuis - TimeService.nl	Official Timekeeper 
Page 1 of 5	Results remain provisional pending technical examination and decisions from the stewards of the meeting		

Hankook 24H DUBAI 2017
24H SERIES 2017 - Race 1

Intermediate Result 24H Series - Race

10 - 14 January 2017
Dubai - 5399 mtr.

Race Time = 15:00:00

5	22	Gravity Racing International Gravity Racing International	Mercedes SLS AMG GT3 Radermecker-Lopez-Kelders-Janis	-- 347 laps --	1:07.548	2:03.137	262	11	0:48:09
6	18	V8 Racing V8 Racing	Chevrolet Corvette C6-ZR1 Nathan-Abresch-Braams-Huisman-van t'Hoff	0.780	0.780	2:02.764	2	17	0:56:23
7	66	Attempto Racing Attempto Racing	Porsche 991 GT3 R Häring-Hansch-Ulrich-Terting-Wlazik	25.128	25.128	2:01.855	307	13	0:59:38
8	33	Car Collection Motorsport Car Collection Motorsport	Audi R8 LMS Schmidt-Parhofer-Diaz Varela-Tutumlu Lopez-Forné	-- 249 laps --		2:02.807	182	11	1:15:15

Class = SPX - Special Cars (mainly GT-Cars and Silhouette Cars)

Pos	Nbr	Team name / Official Entrant	Car	Gap	Diff	Fastest	In	Stops	Pit Total time in Pit
1	87	GDL Racing Middle East GDL Racing Middle East	Lamborghini Huracán Super Trofeo Pelle-Penttinen-Rice-Ehret	-- 343 laps --	2:36.335	2:05.099	3	16	0:59:38
2	10	Leipert Motorsport Oliver Webb	Lamborghini Huracán Super Trofeo Webb-Rattenbury-Perrin-Schlotter	-- 339 laps --	4:16.678	2:04.327	287	15	0:55:56
3	51	FACH AUTO TECH Fach Auto Tech	Porsche 991 Cup MR Fleischer-Joos-Wagner-Bruder-Ragginger	23.856	23.856	2:05.168	254	11	0:50:27
4	77	GDL Racing Team Asia GDL Racing Team Asia	Lamborghini Huracán Super Trofeo Keong Liam-Farmer-Lee-Tan	-- 334 laps --	5.017	2:05.492	3	16	1:03:19
5	401	Schubert Motorsport Schubert Motorsport	BMW4 GT4 Collard-Klingmann-Müller	-- 329 laps --	2:52.037	2:10.075	208	17	1:14:27
6	204	Vortex V8 Arnaud Gomez	Vortex 1.0 Amrouche-Calmon-Gomez-Gomez	-- 274 laps --		2:05.186	11	22	3:50:35
7	24	COOL RACING BY GPC MOTORSPC Alexandre Coigny	Vortex 1.0 Coigny-Forgione-Alexander-Dyer	-- 215 laps --		2:04.543	134	12	6:19:58
8	19	Eurotrac (by Bas Koeten) Bas Koeten Racing	Dodge Viper CC Series 2 de Heus-de Jong-Breukers-Rijnbeek	-- 6 laps --	15:31.988	2:07.388	2	1	0:00:00

Class = 991 - Porsche 991 Cup Cars (models 2014..2015)

Pos	Nbr	Team name / Official Entrant	Car	Gap	Diff	Fastest	In	Stops	Pit Total time in Pit
1	68	Black Falcon Team TMD Friction BLACK FALCON Team TMD Friction	Porsche 991 Cup Al Faisal-Al Mouri-Fjordbach-Toril	-- 345 laps --	5:08.264	2:05.932	291	14	0:45:26
2	63	race:pro motorsport race:pro motorsport	Porsche 991 Cup Minsky-Sultanov-Bachler-Rivas-Wallenwein	-- 342 laps --	2:07.472	2:05.060	290	12	0:46:19
3	85	PROsport Performance PROsport performance	Porsche 991 Cup Putman-Espenlaub-Foster-Pilgrim	-- 341 laps --	1:23.024	2:06.663	304	14	0:54:45
4	69	Black Falcon Team TMD Friction BLACK FALCON Team TMD Friction	Porsche 991 Cup Kaiser-Spreng-Toril-Alesayi	1:24.398	1:24.398	2:06.137	3	14	1:00:31
5	92	MSG Motorsport MSG Motorsport	Porsche 991 Cup Sager-Autumn-Zöchling-Rindlisbacher-Kuhs	1:28.530	4.132	2:05.406	317	14	1:00:40
6	80	APO Sport Alex Osborne	Porsche 991 Cup Osborne-May-May	1:25.173	1:25.173	2:07.742	261	13	1:35:12
7	95	Memac Ogilvy Duel Racing Memac Ogilvy Duel Racing	Porsche 991 Cup Moutran-Moutran-Moutran-Quaife	-- 293 laps --		2:06.712	6	13	0:38:08
8	90	MRS GT-Racing MRS GT-Racing	Porsche 991 Cup Baharian-Nicolaidis-Lewis Brauner-Nakken	-- 273 laps --		2:07.816	26	11	0:39:02



Fastest time : 1:59.198 in lap 319 by nbr. 3 : Black Falcon(Yelmer Burman) (Mercedes)

Publication-time

Results and lap times : www.raceresults.nu

Timekeeping by : RSTime by TimeService.nl

Time Printed : 14-01-2017 - 05:00

Race Director Martin van de Pavert	Steward	Timekeeper  Rob Oude Luttkhuis - TimeService.nl	Official Timekeeper 
---------------------------------------	---------	---	--

Hankook 24H DUBAI 2017
24H SERIES 2017 - Race 1

Intermediate Result 24H Series - Race

10 - 14 January 2017
Dubai - 5399 mtr.

Race Time = 15:00:00

9	93	MSG Motorsport MSG Motorsport	Porsche 991 C up Zwinger-Hrobarek-Petit-Terrail-Jürgen Kroner	-- 238 laps --	33:56.887	2:07.462	42	13	1:09:15
10	73	HRT Performance Attempto Racing	Porsche 991 C up Lindholm-Ogrocki-Harmsen-Kleinbach-Littman	-- 154 laps --	49:32.912	2:07.728	52	7	0:35:53
11	81	Olimp Racing by Lukas Motorsport Olimp Racing by Lukas Motorsport	Porsche 991 C up Walilko-E isemann-Triller-Scholze- Bauer	-- 78 laps --	44:33.024	2:08.088	58	4	0:11:16

Class = SP2 - Special Cars (mainly GT-Cars and Silhouette Cars)

Pos	Nbr	Team name / Official Entrant	Car	Gap	Diff	Fastest	In	Stops	Pit Total time in Pit
1	78	Speed Lover Speed Lover	Porsche 991 C up Verheyen-Paque-Gerome-Decurtins-Verburg	-- 327 laps --	4:36.480	2:09.743	143	13	1:03:25
2	207	Bovi Motorsport Bovi Motorsport	Brokemet Silver Sting Kaufmann-Bodis-van Lagen-Bo Frederiksen	-- 326 laps --	1:25.734	2:07.801	3	14	1:11:09
3	58	VDS Racing Adventures Royale Ecurie Azur	MARC Focus V8 van der Straten-Vanlooche-Paise-Dupont-Close	-- 325 laps --	2:33.930	2:09.278	320	12	1:09:09
4	247	Reiter Engineering Reiter Engineering	KTM X-BOW (SP2) Mantella-Chaponick Jr.-Sandberg-Mazatis	-- 319 laps --	5:08.191	2:07.699	175	10	1:27:10
5	209	Besaplast Racing Besaplast Racing Team	Audi TTRS Kovac-Pekar-Erlebach-Vukovic	15.718	15.718	2:12.573	128	14	1:10:51
6	203	Vortex V8 Mathieu Pontais	GC Automobile GC 10 V8 Deutsch-Deutsch-Pontais-Thiel	-- 276 laps --		2:07.563	119	14	0:52:39

Class = SP3 - Special Cars (mainly GT4 cars)

Pos	Nbr	Team name / Official Entrant	Car	Gap	Diff	Fastest	In	Stops	Pit Total time in Pit
1	231	Optimum Motorsport Optimum Motorsport	Ginetta G55 GT4 Linn-Barwick-O'Brien-Moore	-- 330 laps --	7:25.667	2:12.157	103	15	0:52:00
2	267	GDL Racing Team Asia GDL Racing Middle East	Porsche Cayman GT4 Clubsport MR Hui-Yu-Au-Tse	-- 324 laps --	1:42.502	2:14.246	87	14	0:55:17
3	86	PROsport Performance PROsport performance	Porsche Cayman PRO4 Viebahn-Kasperlik-Klasen-Verdonck	1:24.028	1:24.028	2:13.034	116	17	0:53:34
4	178	CWS Colin White	Ginetta G55 GT4 White-Hibbert-Simpson-Gdovic	-- 323 laps --		2:11.006	288	14	1:11:56
5	229	Century Motorsport Century Motorsport	Ginetta G55 GT4 Freke-Moffat-Mitchell-Green	5:20.235	4:35.654	2:10.669	3	17	1:13:40
6	241	ALFAB Racing ALFAB Racing	Porsche Cayman GT4 Clubsport Behrens-Ros-Levin-Ros	-- 321 laps --	4:48.509	2:11.312	4	17	1:09:52
7	114	JR Motorsport Bob Herber	BMW E90 Herber-Hilders-Bessem-Schouten	24.137	24.137	2:13.428	294	16	1:07:55
8	111	track-club Adam Balon	Lotus Evora GT4 Balon-Knight-Stanley	-- 315 laps --	7:44.638	2:11.492	3	14	1:06:50
9	123	Nissan GT Academy Team RJN Nissan GT academy Team RJN	Nissan 370Z GT4 Mardenborough-Sanchez-Sarazin-Guindi	-- 312 laps --	10:55.105	2:10.180	3	15	1:38:40
10	249	Newbridge Motorsport - OCC Lasik Rotek Racing	Porsche Cayman GT4 Clubsport Keegan-Stammer-Welch	-- 311 laps --	1:07.033	2:15.632	301	12	0:52:32
11	250	Rotek Racing Rotek Racing	Porsche Cayman GT4 Clubsport McGuire-Block-Schauerman-Rondet-James	1:35.101	1:35.101	2:14.369	233	15	0:58:10



Fastest time : 1:59.198 in lap 319 by nbr. 3 : Black Falcon(Yelmer Burman) (Mercedes)

Publication-time

Results and lap times : www.raceresults.nu

Timekeeping by : RSTime by TimeService.nl

Time Printed : 14-01-2017 - 05:00

Race Director Martin van de Pavert	Steward	Timekeeper  Rob Oude Luttikhuis - TimeService.nl	Official Timekeeper 
---	---------	--	--

Hankook 24H DUBAI 2017
24H SERIES 2017 - Race 1

Intermediate Result 24H Series - Race

10 - 14 January 2017
Dubai - 5399 mtr.

Race Time = 15:00:00

12	340	Bucketlist Racing Bucketlist Racing	BMW F30 340i Winterboer-Sanne-van Vuuren-Wilson-Budnik	-- 302 laps --	1:41.442	2:18.511	206	13	1:26:04
13	242	Manthey Racing Manthey Racing	Porsche Cayman GT4 Clubsport MR Schmersal-Mihm-von Oeynhausen-Kemper-Kemper	-- 298 laps --	3:17.133	2:14.704	4	12	1:18:44
14	777	Schwede Motorsport Phillip Bethke	Porsche Cayman GT4 Clubsport MR Bethke-Hornung-Kraft-Sadler	-- 297 laps --	1:54.769	2:14.906	221	11	1:31:35
15	245	Slidesports Pallex Slidesports Limited	Porsche Cayman GT4 Clubsport Fairbrother-Dawson-Armstrong-Jones-Caygill	-- 294 laps --	7:34.457	2:15.113	5	17	1:43:54
16	243	Black Falcon Team TMD Friction BLACK FALCON team TMD Friction	Porsche Cayman GT4 Clubsport Schoeller-Leib-Piana-Mehmet Kaya	-- 245 laps --		2:13.908	163	12	0:39:21
17	246	Reiter Engineering Reiter Engineering	KTM X-BOW GT4 Wood-Rathe-Schiff-Niederhauser	-- 149 laps --		2:10.637	40	10	7:57:56
18	240	FACH AUTO TECH Fach Auto Tech	Porsche Cayman GT4 Clubsport Zolin-Schnyder-Hirschmann-Arnold-Takizawa					0	0:00:00

Class = TCR - TCR cars Petrol Touring Cars 2000cc Supercharged

Pos	Nbr	Team name / Official Entrant	Car	Gap	Diff	Fastest	In	Pit Stops	Total time in Pit
1	108	Cadspeed Racing with Atech James Kaye	Audi RS3 LMS TCR Kaye-Griffin-HoIstein-Hutchison	44.581	44.581	2:13.988	85	14	0:53:02
2	216	Modena Motorsports Mondena Motorsport	Seat Leon TCR V2 SEQ Shen-Shen-Tjia-Beche	1:01.781	46.063	2:13.019	7	13	1:22:03
3	105	Zest Racecar Engineering Philippe Ulivieri	Seat Leon TCR V2 DSG Ulivieri-Rdest-Allen-Coupal-Weisberg	-- 299 laps --		2:15.000	3	16	1:43:18
4	303	Red Camel-Jordans.nl Red Camel-Jordans.nl	Seat Leon Cup Racer (2015 DSG) Wheeler-Astin-Martroussian-Dijkhof	-- 278 laps --	33.476	2:15.038	3	11	2:42:47
5	100	Team Bleekemolen Sebastian Bleekemolen	Seat Leon TCR V2 SEQ Bleekemolen-Bleekemolen-de Borst-Ringelberg	-- 213 laps --		2:13.489	157	15	1:02:01
6	57	Lap57 Motorsports Lap57 Racing Team	Honda Civic TCR Al Owais- Al Hammadi-Zuhour-Al Mehairi					0	0:00:00

Class = A3 - Touring Cars 2000 up to 3500cc & Supercharged 1650 up to 2000cc

Pos	Nbr	Team name / Official Entrant	Car	Gap	Diff	Fastest	In	Pit Stops	Total time in Pit
1	308	Team Altran Peugeot Guillaume ROMAN	Peugeot 208 GTi Roman-Blaise-Holmgaard-Carlson	-- 314 laps --	44.805	2:17.378	169	14	0:54:31
2	133	PB Racing Stefano D'Aste	Lotus Elise Cup PB-R D'Aste-Pasotti-Pegoraro-Vinke-Bartyan	-- 304 laps --	13:24.336	2:17.755	176	9	0:51:49
3	908	Team Altran Peugeot Yusif BASSIL	Peugeot 208 GTi Bassil-Boyer-de Andres-Dupont	1.023	1.023	2:17.151	287	12	1:14:22
4	135	Zest Racecar Engineering Robert Taylor	Seat Leon Supercopa Taylor-Cox-Wishart-Savage	-- 285 laps --	3:11.013	2:22.467	217	15	1:24:22
5	121	track-club Marcus Jewell	Seat Leon Supercopa Jewell-Drummond-Atkinson-Ratcliff	-- 281 laps --	10:25.274	2:21.271	276	11	1:40:21
6	99	RKC/TGM Ricky Coomber	Honda FD2-Civic Type-R Coomber-Gannon-Drinkwater-Deaton-White	-- 279 laps --	2:59.755	2:19.532	255	9	2:09:14
7	131	Hofor-Kuepper Racing Hofor Racing	BMW E46 M3 Coupe Kupper-Kroll-Fischer-Pavlovic-Engljahringer	40:32.660	40:32.660	2:17.108	51	6	0:15:51



Fastest time : 1:59.198 in lap 319 by nbr. 3 : Black Falcon(Yelmer Burman) (Mercedes)

Publication-time

Results and lap times : www.raceresults.nu

Timekeeping by : RSTime by TimeService.nl

Time Printed : 14-01-2017 - 05:00

Race Director Martin van de Pavert	Steward	Timekeeper  Rob Oude Lutikhuis - TimeService.nl	Official Timekeeper 
---	---------	---	--

Hankook 24H DUBAI 2017
24H SERIES 2017 - Race 1

Intermediate Result 24H Series - Race

10 - 14 January 2017
Dubai - 5399 mtr.

Race Time = 15:00:00

8 71 Cor Euser Racing BMW M3 -- 63 laps -- 44:21.832 2:18.414 51 2 0:04:03
Cor Euser Racing Allpass-Verburg-Euser-Dieter Frommer-Nielsen

Class = CUP1 - BMW M235i Racing Cup: 3000cc Twin Turbo

Pos	Nbr	Team name / Official Entrant	Car	Gap	Diff	Fastest	In	Stops	Pit Total time in Pit
1	151	Sorg Rennsport Securtal Sorg	BMW M235i Racing Cup Epp-Andreas Franz-Hollerweger-Eichenberg-Sandberg	-- 310 laps --	1:04.433	2:19.354	146	15	0:54:28
2	152	Sorg Rennsport Securtal Sorg	BMW M235i Racing Cup AL Melaïhi-Diez-de los Milagros-Richardson-Peh	-- 303 laps --	4:04.782	2:19.228	14	15	1:04:40
3	145	Bonk Motorsport Michael Bonk	BMW M235i Racing Cup Piepmeyer-Burghardt-Bonk-Leyherr	-- 292 laps --		2:21.839	185	19	1:30:15
4	146	Bonk Motorsport Max Partl	BMW M235i Racing Cup Bock-Partl-Partl	17.425	17.425	2:19.872	10	18	1:45:59
5	235	DUWO Racing Dumont Jean-Marie	BMW M235i Racing Cup Dumont-Schmit-Schmit-Chkondali-Derossi	-- 289 laps --	6:57.473	2:21.293	101	11	1:21:34
6	154	QSR Jimmy de Breucker	BMW M235i Racing Cup de Breucker-Timmers-Gillion-Kenis	-- 254 laps --	4:00.048	2:20.536	8	10	3:00:52

Class = A2 - Petrol Touring Cars up to 2000cc & Supercharged up to 1650cc

Pos	Nbr	Team name / Official Entrant	Car	Gap	Diff	Fastest	In	Stops	Pit Total time in Pit
1	171	Team Eva Solo/K-Rejser TeamK-Rejser	Peugeot RCZ Kristensen-Engelbrecht-Sorensen-Mølgaard-Sorensen	44.255	44.255	2:22.044	109	10	0:38:46
2	52	Team Sally Racing 1 Team Sally Racing	Renault Clio Cup III Sally Pedersen-Obel-Jusjong-Marcussen-Christensen	-- 301 laps --	1:58.006	2:27.609	37	11	0:31:26
3	172	Team Cooksport Josh Cook	Renault Clio Cup IV Sedgwick-Deegan-Cook-Maybin-Cook	1:01.629	1:01.629	2:23.073	273	9	0:54:13
4	570	Lap57 Motorsports Lap57 Racing Team	Honda Integra DC5 Umemoto-Okumura-Hamano-Jürgen-Silva	-- 286 laps --	7:08.836	2:21.976	268	11	1:35:20
5	112	Stanco&Tanner Motorsport Stanco&Tanner Motorsport	Renault Clio Cup IV Tanner-Stanco-Henggeler-Mollison-Oscarsson	2:00.027	2:00.027	2:21.790	275	14	2:00:20
6	53	Team Sally Racing 2 Team Sally Racing	Renault Clio Cup III Løndal Pedersen-Vesthave-Nyman-Skipper	-- 272 laps --		2:27.207	48	16	1:49:01
7	48	ZRT Motorsport Chris Yarwood	Honda Integra DC5 Mullan-Khan-Davidson-Yarwood	-- 256 laps --	51:15.616	2:22.555	80	13	2:27:45
8	165	TEAM CLIO CUP FRANCE Renault Sport Racing Team	Renault Clio Cup IV Tremoulet-Clairat-Clairat-Sarhy-Arellano					0	0:00:00



Fastest time : 1:59.198 in lap 319 by nbr. 3 : Black Falcon(Yelmer Burman) (Mercedes)

Publication-time

Results and lap times : www.raceresults.nu

Timekeeping by : RSTime by TimeService.nl

Time Printed : 14-01-2017 - 05:00

Race Director Martin van de Pavert	Steward	Timekeeper  Rob Oude Lutikhuis - TimeService.nl	Official Timekeeper 
Page 5 of 5	Results remain provisional pending technical examination and decisions from the stewards of the meeting		