



Youngtimer Festival Spa 2016

FHR Langstreckencup - Rennen

Result of Rennen

22 - 24 July 2016

Spa Francorchamps - 7003 mtr.

Div. I (GT/GTS/GTP) Klasse 1 - Periode E + F bis 1000 ccm

Pos	Nbr	Name / Entrant	Car	Gap	Diff	Best Lapttime Km/h	In	Race Time Km/h
Not Classified		Did not Finish						
DNF	7	Koenzen-Rotenberger	Ginetta G4	-- 38 laps --		3:22.089	26	2:19:19.167
						124.77		114.62

Div. I (GT/GTS/GTP) Klasse 3 - Periode E + F 1300 bis 1600 ccm

Pos	Nbr	Name / Entrant	Car	Gap	Diff	Best Lapttime Km/h	In	Race Time Km/h
1	11	Koenzen-Conrad-Kolter	Porsche 912	-- 39 laps --		3:30.189	16	2:42:21.813
						119.96		100.94

Div. I (GT/GTS/GTP) Klasse 4 - Periode E + F 1600 bis 2500 ccm

Pos	Nbr	Name / Entrant	Car	Gap	Diff	Best Lapttime Km/h	In	Race Time Km/h
1	14	Prutton-Skentalbery	MB B	-- 48 laps --		3:20.762	12	2:45:21.818
						125.59		121.98
2	46	Meurer-Schackmann	MGB	-- 46 laps --		3:13.890	5	2:44:05.883
						130.04		117.80
3	20	Kaiser-Schickentanz	Volvo P 1800	-- 45 laps --		3:27.858	14	2:45:02.029
						121.31		114.58
4	37	Hamer-Barnes	MG B	-- 44 laps --		3:11.623	13	2:43:09.204
						131.58		113.33
5	25	Kovar-Florian Nicolai Brandt-Peter Michaelis	Porsche 911	-- 42 laps --		3:15.860	11	2:45:04.065
						128.74		106.92
Not Classified		Did not Finish						
DNF	19	Conoley-Tice	Marcos 1800	-- 7 laps --		3:05.309	2	21:55.934
						136.07		134.12
DNF	150	Payne-White-Watson	Triumph TR4	-- 1 laps --		3:21.932	1	3:27.279
						124.87		121.64

Div. I (GT/GTS/GTP) Klasse 5 - Periode E + F über 2500 ccm

Pos	Nbr	Name / Entrant	Car	Gap	Diff	Best Lapttime Km/h	In	Race Time Km/h
1	40	Wolfe-Gans-Wright	Ford GT40	-- 55 laps --		2:48.577	33	2:42:39.103
						149.57		142.10

Div. I (Tourenwagen) Klasse 7 - Periode E + F 1000 bis 1300 ccm

Pos	Nbr	Name / Entrant	Car	Gap	Diff	Best Lapttime Km/h	In	Race Time Km/h
1	60	Rainer Galaske	Lancia Fulvia Coupe	-- 42 laps --	37:42.307	3:40.259	40	2:43:12.151
						114.48		108.14

Div. I (Tourenwagen) Klasse 10 - Periode E + F über 2500 ccm

Pos	Nbr	Name / Entrant	Car	Gap	Diff	Best Lapttime Km/h	In	Race Time Km/h
1	89	Reinhold Gröpper	Ford Mustang 289 GT	-- 48 laps --		3:09.243	18	2:42:38.469
						133.24		124.02
2	90	Prim-Linster-Linster Derichs Rennwagen	Ford Mustang MK1	-- 47 laps --		3:12.312	8	2:43:51.112
						131.11		120.54
3	117	Thielert-Thielert	Mercedes Benz 300SE	-- 11 laps --		3:54.617	1	2:47:27.382
						107.47		27.60
Not Classified		Did not Finish						
DNF	95	Patrick Mortier	Corvette Stingray C2					



Fastest time : 2:37.439 in lap 2 by nbr. 241 : Haas-Wemer (Lda T210)

Publication-time

Results and Laptimes : www.raceresults.nu

Timekeeping by : RSTime by TimeService.nl

Time Printed 24-07-2016 - 18:02

Clerk of the Course	Steward	Timekeeper  H. Roelse - TimeService.nl	
Page 1 of 3	Results remain provisional pending technical examination and decisions from the stewards of the meeting		

Youngtimer Festival Spa 2016

FHR Langstreckencup - Rennen

Result of Rennen

22 - 24 July 2016

Spa Francorchamps - 7003 mtr.

Div. II (GT/GTS/GTP) Klasse 12 - Periode G 1000 bis 1300 ccm

Pos	Nbr	Name / Entrant	Car	Gap	Diff	Best Lapttime Km/h	In	Race Time Km/h
1	142	Mühr-Eberhardt	Lancia Fulvia 1,3 S	-- 44 laps --		3:34.496	16	2:43:21.219
						117.55		113.19

Div. II (GT/GTS/GTP) Klasse 13 - Periode G 1300 bis 1600 ccm

Pos	Nbr	Name / Entrant	Car	Gap	Diff	Best Lapttime Km/h	In	Race Time Km/h
1	48	Förster-Kabuth MSC Ruhr-Blitz Bochum	Alfa Romeo Giulia Sprint GTA	-- 45 laps --		3:19.770	42	2:42:33.335
						126.22		116.33

Div. II (GT/GTS/GTP) Klasse 14 - Periode G 1600 bis 2000 ccm

Pos	Nbr	Name / Entrant	Car	Gap	Diff	Best Lapttime Km/h	In	Race Time Km/h
1	1	Diederich-Wittke Mittelmotor GmbH	Porsche 914/6 GT	-- 53 laps --		2:57.901	19	2:44:19.825
						141.73		135.53
2	102	e.k. NexD e.k.-Baumann	Porsche 914/6	-- 49 laps --		3:11.435	8	2:45:31.899
						131.71		124.39
3	23	Christensson-Nolendorfs	Porsche 911	-- 47 laps --		3:11.176	7	2:42:46.905
						131.89		121.33

Div. II (GT/GTS/GTP) Klasse 15 - Periode G 2000 bis 2500 ccm

Pos	Nbr	Name / Entrant	Car	Gap	Diff	Best Lapttime Km/h	In	Race Time Km/h
1	126	Hürtgen-di Casa Scuderia Colonia e.V. im ADAC	Porsche 911 ST	-- 53 laps --		2:55.006	2	2:44:19.247
						144.08		135.54
2	125	Jodexnis-Schelp Clickvers.de	Porsche 911 S/R	-- 52 laps --		2:59.874	28	2:42:22.171
						140.18		134.58
3	123	Strandberg-Pernvall	Porsche 911 ST	3:03.512	3:03.512	3:01.973	12	2:45:25.683
						138.56		132.09
4	119	Mezaks-Drogin raceunion Teichmann Racing	Porsche 911 S	-- 51 laps --		2:59.589	18	2:43:34.291
						140.40		131.02
5	128	Pütz-Dünkelmann	Porsche 911 ST	2.675	2.675	2:59.540	13	2:43:36.966
						140.44		130.99

Not Classified	Did not Finish							
DNF 120	Schlüter-Goder	Porsche	-- 5 laps --			3:10.899	3	16:29.220
						132.08		127.44

Div. II (GT/GTS/GTP) Klasse 16 - Periode G über 2500 ccm

Pos	Nbr	Name / Entrant	Car	Gap	Diff	Best Lapttime Km/h	In	Race Time Km/h
1	131	Stippler-Nolte	Ford GT 40	-- 54 laps --		2:41.742	50	2:42:36.235
						155.89		139.55

Div. II (Tourenwagen) Klasse 18 - Periode G 1000 bis 1300 ccm

Pos	Nbr	Name / Entrant	Car	Gap	Diff	Best Lapttime Km/h	In	Race Time Km/h
1	141	Sommer-Bildstein	Ford Escort GT	-- 44 laps --	28:21.135	3:17.136	30	2:43:16.263
						127.90		113.25

Div. II (Tourenwagen) Klasse 20 - Periode G 1600 bis 2000 ccm

Pos	Nbr	Name / Entrant	Car	Gap	Diff	Best Lapttime Km/h	In	Race Time Km/h
1	185	Stursberg-Manthey	Ford Escort RS1600	-- 54 laps --		2:54.686	24	2:43:57.419
						144.34		138.40
2	85	Portmann-Lehner GK Racing	BMW 2002	-- 52 laps --		3:01.527	27	2:43:11.162
						138.90		133.91



Fastest time : 2:37.439 in lap 2 by nbr. 241 : Haas-Werner (Lda T210)

Publication-time

Results and Laptimes : www.raceresults.nu

Timekeeping by : RSTime by TimeService.nl

Time Printed 24-07-2016 - 18:02

Clerk of the Course	Steward	Timekeeper  H. Roelse - TimeService.nl	
Page 2 of 3	Results remain provisional pending technical examination and decisions from the stewards of the meeting		

Youngtimer Festival Spa 2016

FHR Langstreckencup - Rennen

Result of Rennen

22 - 24 July 2016

Spa Francorchamps - 7003 mtr.

Pos	Nbr	Name / Entrant	Car	Gap	Diff	Best Laptme Km/h	In	Race Time Km/h
3	177	Pangert-Höhbusch	BMW 2002		1:49.083	136.39	29	2:45:00.245
4	135	Meinrenken-Fromm	Alfa Romeo GT-Am	-- 51 laps --		137.14	20	2:44:43.738
5	170	Schlüter-Niestrath Rheydter Club für Motorsport	Alfa Romeo GT-Am	13.543	13.543	136.12	34	2:44:57.281
6	181	Hooydonk-Georgi	BMW 2002	49.197	35.654	135.88	16	2:45:32.935
7	64	Vos-Ludwig	Alfa 1750 GTAM	-- 50 laps --		133.65	15	2:45:09.160
8	271	Nothnagel-Schroers Rheydter Club für Motorsport	Alfa Romeo GT-Am	-- 49 laps --		134.92	12	2:42:33.705
9	176	von Hauswloff-Wramell	BMW 2002	-- 47 laps --		135.10	7	2:42:49.845

Not Classified		Did not Finish						
DNF	93	Weinzler-Geissler	Alfa Romeo 2000 GT-Am	-- 41 laps --		137.94	20	2:11:37.629
DNF	173	Mariusz Kubis MK Racing	Alfa Romeo 1750 GT-Am	-- 17 laps --		133.83	15	54:57.053
DNF	168	Niggeler-Gnani GK Racing	BMW 2002	-- 15 laps --		131.29	12	50:04.776
DNF	12	Klaus-Moll	BMW 2002ti	-- 10 laps --		136.52	6	36:41.620
DNF	186	Kleen-Mohr-Hermes	BMW 2002ti	-- 7 laps --		133.08	6	23:59.374

Div. II (Tourenwagen -TransAm) Klasse 24 - Periode G über 2000 ccm

Pos	Nbr	Name / Entrant	Car	Gap	Diff	Best Laptme Km/h	In	Race Time Km/h
1	2	Hormes-Schmidt AMMAS Racing Co.	Ford Mustang	-- 52 laps --		139.46	35	2:43:03.860

Div. II (Tourenwagen) Klasse 25 - Periode H1 bis 1300 ccm

Pos	Nbr	Name / Entrant	Car	Gap	Diff	Best Laptme Km/h	In	Race Time Km/h
1	175	Florian Nicolai Brandt-Peter Michaelis-Kovar	Skoda 130 RS	-- 46 laps --	20:32.055	130.83	17	2:44:52.981

Div. II (Tourenwagen) Klasse 27 - Periode H1 1600 bis 2000 ccm

Pos	Nbr	Name / Entrant	Car	Gap	Diff	Best Laptme Km/h	In	Race Time Km/h
1	27	Weber-Brussé	Ford Escort RS 2000 MK 1	-- 45 laps --	2:02.753	123.10	38	2:43:12.798

Div. III (Zweisitzige Rennsportwagen) Klasse 38 - Periode GR bis 2000 ccm

Pos	Nbr	Name / Entrant	Car	Gap	Diff	Best Laptme Km/h	In	Race Time Km/h
1	242	Scheibner-Alexander Lienau	Chevron B16	-- 52 laps --		147.64	19	2:45:04.893

Not Classified		Did not Finish						
DNF	241	Haas-Werner	Lola T210	-- 27 laps --		160.15	2	1:12:45.306

Car 40 - 20 Seconds penalty - Not respecting the Start grid regulations



Fastest time : 2:37.439 in lap 2 by nbr. 241 : Haas-Werner (Lda T210)

Publication-time

Results and Laptimes : www.raceresults.nu

Timekeeping by : RSTime by TimeService.nl

Time Printed 24-07-2016 - 18:02

Clerk of the Course	Steward	Timekeeper  H. Roelse - TimeService.nl	
Page 3 of 3	Results remain provisional pending technical examination and decisions from the stewards of the meeting		