

LOTUS SEVEN 60th Aniv.

27 - 30 October 2016

Laps and Sector Times

Autodromo Internacional Algarve - 4652 mtr.

3		Keith Ashworth																	
lap	Sect-1	Speed	Sect-2	Speed	Sect-3	Speed	TopSpeed	laptime	pit	lap	Sect-1	Speed	Sect-2	Speed	Sect-3	Speed	Topspeed	laptime	pit
1	Out	125.0	36.308	98.3	53.084			2:08.610		9	39.922	155.4	32.533	111.9	51.975	194.9	202.6	2:04.430	
2	<u>39.063</u>	150.2	<u>32.072</u>	119.1	52.087	198.5	<u>213.9</u>	<u>2:03.222</u>		10	39.589	155.8	32.255	<u>121.9</u>	52.718	200.4	213.4	2:04.562	
3	39.145	156.7	32.364	111.5	52.912	196.7	210.5	2:04.421		11	39.958	144.8	33.214	103.8	52.353	197.4	210.9	2:05.525	
4	39.354	142.3	33.292	112.9	52.385	192.9	213.4	2:05.031		12	39.402	<u>165.4</u>	39.031	111.8	57.754	194.6	209.3	2:16.187	
5	39.692	160.0	33.702	101.4	<u>51.965</u>	201.9	<u>213.9</u>	2:05.359		13	45.459	109.5	39.137	85.8	55.023	200.4	213.0	2:19.619	
6	39.249	144.0	32.731	117.5	52.282	<u>204.2</u>	212.2	2:04.262		14	39.380	148.4	32.807	115.9	52.413	196.4	207.3	2:04.600	
7	39.315	155.4	32.885	103.0	52.635	192.2	212.6	2:04.835		15	44.722	112.5	38.621	106.6		201.5	209.3	2:27.379	
8	40.048	145.7	33.246	113.7	53.288	201.9	206.9	2:06.582		16									

4		Frederico de Brion Sanches																	
lap	Sect-1	Speed	Sect-2	Speed	Sect-3	Speed	TopSpeed	laptime	pit	lap	Sect-1	Speed	Sect-2	Speed	Sect-3	Speed	Topspeed	laptime	pit
1	Out	103.6	40.512	90.6	58.319			2:22.789		7	<u>43.189</u>	<u>144.0</u>	<u>37.286</u>	<u>103.0</u>	56.407	169.0	183.1	<u>2:16.882</u>	
2	44.240	139.0	38.285	95.2	57.853	166.4	176.8	2:20.378		8	44.083	124.3	38.165	96.0	57.307	<u>171.4</u>	178.8	2:19.555	
3	43.741	134.2	38.074	92.2	56.855	169.5	180.9	2:18.670		9	44.150	134.3	38.134	89.3	58.777	167.7	177.9	2:21.061	
4	44.001	127.7	38.168	94.4	56.885	<u>171.4</u>	180.3	2:19.054		10	43.265	137.6	38.291	91.4	<u>56.170</u>	169.3	<u>188.5</u>	2:17.726	
5	44.210	122.3	38.533	97.9		169.8	179.1	2:58.031		11	43.829	129.8	37.532	101.2	56.255	167.2	178.5	2:17.616	
6	Out	120.4	38.121	95.7	57.549			6:05.375 P		12									

5		James Ashworth																	
lap	Sect-1	Speed	Sect-2	Speed	Sect-3	Speed	TopSpeed	laptime	pit	lap	Sect-1	Speed	Sect-2	Speed	Sect-3	Speed	Topspeed	laptime	pit
1	Out	129.3	33.806	106.2	52.178			2:05.897		7	39.732	<u>149.8</u>	33.287	95.4	54.643	200.7	211.8	2:07.662	
2	40.334	141.5	<u>32.500</u>	109.3	<u>52.103</u>	199.6	204.2	<u>2:04.937</u>		8	41.510	145.9	32.802	<u>118.9</u>	54.031	191.5	191.2	2:08.343	
3	39.973	146.1	33.485	88.5	53.051	197.4	<u>213.0</u>	2:06.509		9	41.348	133.0	33.664	113.3	55.737	187.8	192.9	2:10.749	
4	40.366	147.9	33.063	111.1	53.112	197.1	211.8	2:06.541		10	40.163	146.9	33.986	105.4	54.678	191.2	212.2	2:08.827	
5	40.014	145.9	32.853	105.0	52.382	200.7	202.6	2:05.249		11					54.678	184.6	204.2	6:31.941	
6	<u>39.454</u>	148.1	32.842	102.3	53.279	<u>201.1</u>	210.9	2:05.575		12									

7		Carvalho-Araújo																	
lap	Sect-1	Speed	Sect-2	Speed	Sect-3	Speed	TopSpeed	laptime	pit	lap	Sect-1	Speed	Sect-2	Speed	Sect-3	Speed	Topspeed	laptime	pit
1	Out	130.8						2:13.942		8	Out	139.2	In		In			3:29.975 P	
2	41.741	158.4				174.8	186.5	2:11.565		9	41.420	140.3				181.8	188.8	2:09.249	
3	41.867	155.2				177.9	190.5	2:11.742		10	41.492	143.0				181.5	186.5	2:09.054	
4	41.928	152.3				178.8	186.2	2:10.509		11	41.678	144.2				180.6	188.5	2:09.203	
5	41.424	158.6				180.6	190.1	2:11.053		12	<u>41.060</u>	148.1				181.8	190.8	<u>2:08.924</u>	
6	41.639	155.8				184.6	<u>196.4</u>	2:10.151		13	41.399	137.8				<u>185.6</u>	194.2	2:09.952	
7	41.524	<u>164.1</u>				179.4	189.1	2:16.331		14									

8		Luis Catheiros Ferreira																	
lap	Sect-1	Speed	Sect-2	Speed	Sect-3	Speed	TopSpeed	laptime	pit	lap	Sect-1	Speed	Sect-2	Speed	Sect-3	Speed	Topspeed	laptime	pit
1	Out	146.3						2:13.299		8	41.771	157.7				179.4	187.5	2:10.964	
2	43.148	126.2				177.3	<u>194.6</u>	2:15.024		9	41.900	153.4				179.4	186.9	2:10.725	
3	42.746	143.4				176.8	185.2	2:11.941		10	41.641	155.8				180.0	186.9	2:10.649	
4	42.135	148.4				179.4	187.5	2:11.164		11	41.612	157.9				180.6	186.9	2:10.359	
5	42.152	145.7				179.1	186.2	2:11.171		12	<u>41.485</u>	156.5				<u>181.2</u>	188.8	2:10.507	
6	41.737	156.7				180.9	188.5	2:10.416		13	41.944	125.0				179.1	188.2	2:10.837	
7	41.533	152.5				178.2	189.8	2:10.257		14	41.489	161.0				179.1	187.5	<u>2:09.878</u>	

10		Simon Cassidy																	
lap	Sect-1	Speed	Sect-2	Speed	Sect-3	Speed	TopSpeed	laptime	pit	lap	Sect-1	Speed	Sect-2	Speed	Sect-3	Speed	Topspeed	laptime	pit
1	Out	131.2	33.251	105.9	52.313			2:05.035		9	39.609	146.1	33.311	102.2	53.126	197.1	211.8	2:06.046	
2	39.482	151.9	32.133	105.6	<u>51.778</u>	199.6	209.7	<u>2:03.393</u>		10	39.043	148.8	32.953	103.5	54.699	197.4	213.0	2:06.695	
3	39.034	136.4	34.106	97.7	52.629	197.4	<u>213.9</u>	2:05.769		11	40.297	142.1	33.208	103.9	52.607	196.0	212.6	2:06.112	
4	40.055	143.4	33.323	104.5	53.134	197.4	207.3	2:06.512		12	39.206	148.4	33.044	106.5	53.085	196.0	211.4	2:05.335	
5	40.075	146.5	<u>31.983</u>	<u>124.1</u>	53.266	<u>203.0</u>	210.9	2:05.324		13	42.405	132.2	33.865	112.0	52.949	198.9	210.5	2:09.219	
6	38.789	147.5	33.958	99.8	53.782	197.4	211.8	2:06.529		14	<u>38.746</u>	<u>158.8</u>	33.187	109.0	55.083	201.9	211.8	2:07.016	
7	39.155	155.4	33.729	90.6	58.930	195.3	210.5	2:11.814		15	40.186	134.7	38.338	86.4		199.6	213.4	2:23.548	
8	41.079	133.0	34.136	106.0	53.559	198.9	202.6	2:08.774		16									

11		Vasco Vilhena																	
lap	Sect-1	Speed	Sect-2	Speed	Sect-3	Speed	TopSpeed	laptime	pit	lap	Sect-1	Speed	Sect-2	Speed	Sect-3	Speed	Topspeed	laptime	pit
1	Out	101.6	40.097	84.5	59.176			2:22.675		8	43.121	148.8	36.361	89.6	<u>55.202</u>	175.6	185.6	<u>2:14.684</u>	
2	45.211	129.0	36.576	94.6	57.213	171.7	174.2	2:19.000		9	43.755	137.4	36.259	95.7	55.864	180.3	190.1	2:15.878	

LOTUS SEVEN 60th Aniv.

27 - 30 October 2016

Laps and Sector Times

Autodromo Internacional Algarve - 4652 mtr.

3	43.237	137.1	36.215	89.7	56.288	177.6	187.2	2:15.740	10	43.365	<u>156.1</u>	35.814	101.5	56.544	<u>183.1</u>	<u>192.9</u>	2:15.723
4	43.842	129.7	36.570	98.4	55.964	176.8	186.5	2:16.376	11	43.637	152.8	35.842	101.7	56.374	180.6	187.2	2:15.853
5	43.005	132.5	36.329	92.5	55.694	177.3	185.9	2:15.028	12	43.171	140.1	38.668	92.9	57.297	178.8	187.2	2:19.136
6	<u>42.953</u>	136.5	35.873	93.8	56.329	178.5	186.5	2:15.155 D	13	47.203	131.4	<u>35.525</u>	<u>106.8</u>	55.655	174.2	185.9	2:18.383
7	43.020	135.3	35.892	96.9	56.206	175.9	186.5	2:15.118	14								

12		Gonzalez-Moniz Galvão																	
lap	Sect-1	Speed	Sect-2	Speed	Sect-3	Speed	TopSpeed	laptime	pit	lap	Sect-1	Speed	Sect-2	Speed	Sect-3	Speed	Topspeed	laptime	pit
1	Out	107.0	37.071	100.2	55.194			2:13.608		8	Out	151.9	35.134	101.5	53.721			3:47.558	P
2	42.856	155.2	34.440	101.2	53.600	<u>189.5</u>	190.5	2:10.896		9	41.847	141.0	34.678	102.3	53.567	181.2	190.8	2:10.092	
3	41.670	156.7	34.372	100.5	53.741	182.7	194.9	2:09.783		10	42.149	146.1	34.615	<u>112.3</u>	53.761	182.4	190.8	2:10.525	
4	43.636	109.3	37.550	94.2	53.641	187.5	<u>197.1</u>	2:14.827		11	41.105	148.8	34.274	110.0	53.756	181.8	190.5	2:09.135	
5	<u>40.764</u>	<u>158.6</u>	34.096	100.1	<u>53.519</u>	<u>189.5</u>	<u>197.1</u>	<u>2:08.379</u>		12	41.363	146.1	34.616	106.2	53.547	181.8	192.2	2:09.526	
6	41.107	<u>158.6</u>	<u>33.875</u>	102.0	53.684	182.7	192.9	2:08.666		13	41.200	155.2	34.229	107.0	53.885	181.5	191.2	2:09.314	
7	44.491	138.1	34.450	99.4			188.2	194.9	2:15.028	14									

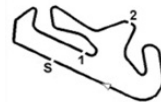
13		Saraiva-Saraiva																	
lap	Sect-1	Speed	Sect-2	Speed	Sect-3	Speed	TopSpeed	laptime	pit	lap	Sect-1	Speed	Sect-2	Speed	Sect-3	Speed	Topspeed	laptime	pit
1	Out	133.7	36.198	116.1	54.978			2:14.048		8	40.673	141.0	33.896	108.0	53.554	<u>186.9</u>	<u>197.8</u>	2:08.123	
2	40.965	152.5	33.542	<u>117.6</u>	53.774	177.9	185.9	2:08.281		9	40.496	157.0	34.532	101.3	53.508	181.5	<u>197.8</u>	2:08.536	
3	40.734	158.6	33.564	<u>117.6</u>	53.100	178.8	188.2	2:07.398		10	41.206	149.2	34.055	112.3	53.195	181.8	184.9	2:08.456	
4	<u>40.429</u>	149.6	34.033	114.9	53.336	183.4	192.9	2:07.798		11	40.953	151.3	33.846	112.3	<u>52.976</u>	183.7	193.5	2:07.775	
5	40.589	<u>162.4</u>	<u>33.442</u>	114.9	53.068	176.2	190.1	<u>2:07.099</u>		12	41.106	149.2	34.416	109.4	53.461	184.0	194.6	2:08.983	
6	40.824	143.0	38.008	105.3		184.0	194.2	2:21.536		13	42.806	130.4	34.362	106.4	53.339	180.3	186.2	2:10.507	
7	Out	98.9	46.119	74.6	58.683			5:14.910 P		14									

18		Phil Jenkins																	
lap	Sect-1	Speed	Sect-2	Speed	Sect-3	Speed	TopSpeed	laptime	pit	lap	Sect-1	Speed	Sect-2	Speed	Sect-3	Speed	Topspeed	laptime	pit
1	Out	131.7	36.899	96.8	53.030			2:09.021		7	<u>38.407</u>	<u>172.0</u>	32.721	84.7	58.558	197.1	212.2	2:09.686	
2	38.744	150.8	31.937	111.6	51.801	199.6	<u>214.7</u>	2:02.482		8	39.008	142.1	41.761	83.3	53.751	195.7	208.9	2:14.520	
3	38.785	153.6	31.690	112.0	<u>51.674</u>	201.9	<u>214.7</u>	2:02.149		9	38.550	156.7	<u>31.556</u>	<u>119.7</u>	51.997	197.1	209.7	<u>2:02.103</u>	
4	39.086	144.2	31.990	110.9	51.931	196.7	<u>214.7</u>	2:03.007		10	41.306	127.5	37.703	87.4	57.804	201.9	212.2	2:16.813	
5	39.044	155.2	31.706	118.0	53.293	<u>203.8</u>	211.4	2:04.043		11	39.032	143.6	35.167	95.3		196.0	207.7	2:18.633	
6	39.187	150.8	33.838	102.5	1:00.819	197.4	199.3	2:13.844		12									

19		Duarte Lisboa																	
lap	Sect-1	Speed	Sect-2	Speed	Sect-3	Speed	TopSpeed	laptime	pit	lap	Sect-1	Speed	Sect-2	Speed	Sect-3	Speed	Topspeed	laptime	pit
1	Out	89.7						2:23.818		8	41.631	<u>155.4</u>				189.8	190.5	2:09.245	
2	43.367	147.1				<u>192.2</u>	190.1	2:12.642		9	<u>40.815</u>	150.2				188.5	197.1	2:09.113	
3	41.719	143.0				183.1	196.0	2:10.242		10	41.052	139.9				186.2	195.7	2:09.039	
4	41.625	130.4				184.9	192.5	2:11.575		11	41.367	134.2				188.5	196.4	2:10.117	
5	41.665	151.7				184.0	193.9	2:09.948		12	41.794	146.9				191.8	197.1	2:09.854	
6	41.054	144.6				185.2	<u>197.8</u>	<u>2:08.816</u>		13	41.766	143.0				181.5	191.5	2:10.157	
7	42.854	151.7				186.5	<u>197.8</u>	2:10.714		14	41.881	143.0				183.4	190.1	2:10.525	

20		Luis Lisboa																	
lap	Sect-1	Speed	Sect-2	Speed	Sect-3	Speed	TopSpeed	laptime	pit	lap	Sect-1	Speed	Sect-2	Speed	Sect-3	Speed	Topspeed	laptime	pit
1	Out	92.2						2:23.852		7	51.457	95.0				179.4	<u>193.9</u>	3:01.233	
2	41.745	139.2				187.8	187.5	2:09.935		8	1:10.526	103.1				107.0	104.1	2:45.056	
3	45.775	133.5				178.8	191.5	2:14.124		9	<u>40.712</u>	151.9				184.0	188.8	<u>2:07.499</u>	
4	41.101	134.2				186.2	<u>193.9</u>	2:09.433		10	41.648	<u>161.9</u>				194.2	190.5	2:09.204	
5	41.309	147.9				178.2	185.9	2:09.144		11	41.392	149.4				189.8	188.5	2:17.203	
6	41.361	144.2				193.9	193.5	2:09.237		12									

21		José João Magalhães																	
lap	Sect-1	Speed	Sect-2	Speed	Sect-3	Speed	TopSpeed	laptime	pit	lap	Sect-1	Speed	Sect-2	Speed	Sect-3	Speed	Topspeed	laptime	pit
1	Out	95.6	38.786	113.8	56.216			2:25.120		7	41.121	154.7	<u>33.913</u>	116.8	53.771	183.1	190.1	2:08.805	
2	41.194	150.4	34.001	115.1	53.260	184.0	192.2	2:08.455		8	45.410	145.4	34.296	104.9	53.461	187.2	194.9	2:13.167	
3	<u>40.643</u>	<u>156.7</u>	33.980	<u>120.3</u>	53.633	189.1	196.7	2:08.256		9	41.038	142.7	34.086	106.6	<u>52.938</u>	188.5	196.7	<u>2:08.062</u>	
4	41.045	152.3	34.109	111.6	53.907	183.1	192.5	2:09.061		10	42.416	147.1	33.936	116.9	53.722	<u>189.8</u>	194.9	2:10.074	
5	48.547	100.7	46.309	98.0		181.5	163.4	2:43.972		11	42.165	135.8	34.724	106.7	53.516	183.1	<u>198.2</u>	2:10.405	
6	Out	106.6	43.868	96.9	57.195			6:51.924 P		12	41.477	151.9	34.146	117.5	53.280	186.9	<u>198.2</u>	2:08.903	



LOTUS SEVEN 60th Aniv.

27 - 30 October 2016

Laps and Sector Times

Autodromo Internacional Algarve - 4652 mtr.

22		Miguel Couceiro																	
lap	Sect-1	Speed	Sect-2	Speed	Sect-3	Speed	TopSpeed	laptime	pit	lap	Sect-1	Speed	Sect-2	Speed	Sect-3	Speed	Topspeed	laptime	pit
1	Out	105.6	38.716	<u>113.7</u>	56.599			2:24.667		7	47.325	115.5	46.832	105.7	<u>54.052</u>	<u>189.1</u>	190.1	2:28.209	
2	1:01.859	78.4	56.761	75.5		177.6	<u>199.6</u>	3:15.980		8	42.197	<u>170.3</u>	34.833	106.6	54.635	181.5	190.5	2:11.665	
3	Out	150.6	35.963	111.1	54.771			6:26.444	P	9	41.942	162.2	34.978	105.2	54.641	186.5	195.7	2:11.561	
4	42.233	169.0	35.675	87.2	54.686	179.7	186.9	2:12.594		10	41.969	166.4	34.697	106.8	55.543	176.5	188.5	2:12.209	
5	41.998	146.7	36.428	102.6	54.391	177.6	178.2	2:12.817		11	<u>41.908</u>	140.1	35.334	105.0	54.102	179.7	190.5	<u>2:11.344</u>	
6	41.983	168.0	<u>34.677</u>	113.3	55.091	<u>189.1</u>	189.8	2:11.751		12									

23		Macedo-Santos																	
lap	Sect-1	Speed	Sect-2	Speed	Sect-3	Speed	TopSpeed	laptime	pit	lap	Sect-1	Speed	Sect-2	Speed	Sect-3	Speed	Topspeed	laptime	pit
1	Out	130.6	34.775	109.2	52.944			2:06.684		6	40.170	139.7	33.466	104.7	52.821	192.2	205.7	2:06.457	
2	39.892	150.6	32.963	115.6	<u>52.107</u>	193.2	208.1	2:04.962		7	39.655	<u>173.4</u>	32.985	111.8	52.225	<u>199.3</u>	<u>213.4</u>	2:04.865	
3	39.878	172.5	<u>32.567</u>	99.4	52.347	190.1	204.2	<u>2:04.792</u>		8	39.926	151.0	40.074	89.7	54.353	194.9	209.3	2:14.353	
4	39.684	164.4	32.638	106.1	52.629	193.9	209.7	2:04.951		9	<u>39.294</u>	162.4	33.837	<u>125.7</u>		197.1	209.7	2:21.497	
5	39.599	163.1	32.675	100.9	53.561	190.8	206.9	2:05.835		10	Out	134.7	38.244	97.6	In			4:59.429	P

24		Leitão-Leitão																	
lap	Sect-1	Speed	Sect-2	Speed	Sect-3	Speed	TopSpeed	laptime	pit	lap	Sect-1	Speed	Sect-2	Speed	Sect-3	Speed	Topspeed	laptime	pit
1	Out	139.5	34.804	105.1	53.313			2:11.605		8	40.627	<u>158.8</u>	<u>33.563</u>	107.4	<u>52.697</u>	185.6	199.3	<u>2:06.887</u>	
2	42.013	146.7	34.429	113.4	53.461	185.2	193.5	2:09.903		9	41.023	149.6	36.698	95.7		<u>192.2</u>	195.3	2:14.690	
3	40.932	150.4	33.897	104.3	53.188	183.1	<u>201.1</u>	2:08.017		10	Out	136.9	35.081	107.9	54.331			3:25.829	P
4	41.005	149.0	33.636	104.7	53.238	181.2	188.8	2:07.879		11	41.468	142.3	34.822	98.1	55.917	180.3	189.8	2:12.207	
5	40.915	146.5	33.893	101.8	53.701	182.1	192.2	2:08.509		12	46.460	146.9	35.238	94.4	54.743	157.9	184.0	2:16.441	
6	<u>40.484</u>	147.3	33.587	108.8	53.130	186.9	200.7	2:07.201		13	41.422	138.6	34.049	103.7	53.818	181.8	194.9	2:09.289	
7	40.938	146.7	33.649	<u>117.4</u>	53.326	182.1	193.2	2:07.913		14									

26		Paulo Costa																	
lap	Sect-1	Speed	Sect-2	Speed	Sect-3	Speed	TopSpeed	laptime	pit	lap	Sect-1	Speed	Sect-2	Speed	Sect-3	Speed	Topspeed	laptime	pit
1	Out	87.1	39.156	98.4	56.352			2:22.766		8	42.303	<u>159.8</u>	35.060	106.5	<u>54.463</u>	175.0	187.8	<u>2:11.826</u>	
2	43.153	137.8	36.477	95.2	55.650	<u>177.6</u>	188.8	2:15.280		9	42.638	148.4	<u>34.696</u>	111.3		176.2	185.9	2:15.573	
3	42.380	141.0	35.279	116.1	56.869	168.2	184.9	2:14.528		10	Out	141.7	35.874	104.8	54.807			3:24.703	P
4	42.701	147.1	35.515	104.2	55.276	176.2	191.2	2:13.492		11	<u>41.994</u>	156.5	34.916	113.2	55.704	176.5	187.2	2:12.614	
5	42.501	153.0	34.986	111.3	55.258	172.5	184.0	2:12.745		12	42.557	152.3	35.333	94.9	54.883	175.0	186.9	2:12.773	
6	42.840	154.9	34.999	<u>117.5</u>	55.432	175.9	<u>193.5</u>	2:13.271		13	42.081	150.2	35.187	109.9	54.915	175.3	184.9	2:12.183	
7	42.605	143.2	35.151	112.9	55.406	176.8	187.8	2:13.162		14									

27		Andrew Connolly																	
lap	Sect-1	Speed	Sect-2	Speed	Sect-3	Speed	TopSpeed	laptime	pit	lap	Sect-1	Speed	Sect-2	Speed	Sect-3	Speed	Topspeed	laptime	pit
1	Out	116.9	37.004	99.4	54.807			2:10.998		8	41.325	144.0	<u>34.171</u>	<u>122.7</u>	54.170	185.9	193.2	2:09.666	
2	51.039	135.7	35.698	92.2	53.833	180.9	188.5	2:20.570		9	<u>40.825</u>	152.5	34.181	112.5	53.800	186.2	198.2	<u>2:08.806</u>	
3	41.939	141.0	35.052	107.1	53.882	185.2	192.2	2:10.873		10	41.499	152.3	34.295	113.3	53.740	186.5	194.2	2:09.534	
4	42.114	138.3	34.808	115.4	1:02.088	185.6	190.5	2:19.010		11	41.361	144.6	35.028	116.9	53.755	186.9	194.2	2:10.144	
5	41.917	146.7	35.185	100.1	54.075	184.3	187.8	2:11.177		12	41.898	<u>155.4</u>	36.457	108.8	<u>53.600</u>	<u>193.2</u>	<u>203.4</u>	2:11.955	
6	42.508	139.7	34.468	113.2	54.060	186.2	195.7	2:11.036		13	41.261	143.0	34.262	114.4	53.822	185.9	200.4	2:09.345	
7	41.955	151.9	34.611	115.3	54.384	186.5	196.0	2:10.950		14	41.360	143.2	34.813	97.6	53.655	185.9	197.4	2:09.828	

29		Galveias-Galveias																	
lap	Sect-1	Speed	Sect-2	Speed	Sect-3	Speed	TopSpeed	laptime	pit	lap	Sect-1	Speed	Sect-2	Speed	Sect-3	Speed	Topspeed	laptime	pit
1	Out	109.2	38.534	100.2	57.496			2:20.441		8	Out	151.3	35.741	95.7	54.196			4:20.080	P
2	45.167	139.0	36.713	101.7	55.576	173.9	184.3	2:17.456		9	42.142	153.4	35.593	95.7	54.246	180.9	188.2	2:11.981	
3	43.180	144.6	35.767	113.4	55.710	176.5	188.8	2:14.657		10	41.525	<u>153.6</u>	<u>35.150</u>	94.9	54.466	181.2	187.2	<u>2:11.141</u>	
4	43.719	135.8	35.894	117.3	55.298	175.9	187.5	2:14.911		11	<u>41.508</u>	137.8	36.263	98.1	<u>53.958</u>	<u>186.2</u>	<u>197.1</u>	2:11.729	
5	42.562	141.9	36.241	<u>119.3</u>	55.226	179.4	191.5	2:14.029		12	42.697	127.5	36.193	99.6	54.160	181.5	190.8	2:13.050	
6	42.990	144.6	35.356	114.6	55.499	179.7	188.2	2:13.845		13	42.611	130.4	35.736	100.4	54.402	180.9	191.2	2:12.749	
7	43.360	142.3	36.395	99.0		177.6	189.8	2:20.035		14									

30		Gonçalo Lobo do Vale																	
lap	Sect-1	Speed	Sect-2	Speed	Sect-3	Speed	TopSpeed	laptime	pit	lap	Sect-1	Speed	Sect-2	Speed	Sect-3	Speed	Topspeed	laptime	pit
1	Out	112.3	37.230	103.8	55.345			2:15.458		7	41.955	149.6	33.879	123.4	53.472	180.0	187.8	2:09.306	
2	43.160	142.7	34.662	103.3	53.541	184.9	197.1	2:11.363		8	<u>40.907</u>	152.1	<u>33.798</u>	<u>127.1</u>	53.553	183.4	190.8	2:08.258	
3	41.948	138.1	34.305	106.7	53.564	188.8	183.1	2:09.817		9	42.014	145.7	33.910	114.5	53.435	183.4	189.5	2:09.359	
4	42.311	135.0	34.644	118.9		189.5	<u>197.4</u>	2:13.306		10	40.996	<u>167.2</u>	33.807	110.9	<u>53.258</u>	<u>191.5</u>	196.7	<u>2:08.061</u>	
5	Out	141.7	34.433	122.3	53.801			5:43.878	P	11	41.232	152.5	33.813		54.133	182.1	190.1	2:09.178	

LOTUS SEVEN 60th Aniv.

27 - 30 October 2016

Laps and Sector Times

Autodromo Internacional Algarve - 4652 mtr.

6	41.138	147.9	33.893	122.3	54.030	179.7	186.9	2:09.061	12	44.524	141.0	34.298	116.3	53.581	183.4	192.9	2:12.403
---	--------	-------	--------	-------	--------	-------	-------	----------	----	--------	-------	--------	-------	--------	-------	-------	----------

31 José Kol de Almeida																			
lap	Sect-1	Speed	Sect-2	Speed	Sect-3	Speed	TopSpeed	laptime	pit	lap	Sect-1	Speed	Sect-2	Speed	Sect-3	Speed	Topspeed	laptime	pit
1	Out	87.7	38.841	100.9	55.949			2:23.914		8	42.353	137.9	35.443	101.8	54.897	180.6	190.8	2:12.693	
2	42.717	131.9	35.782	96.9	54.826	179.7	191.8	2:13.325		9	42.565	140.6	35.644	95.9	57.302	180.0	188.8	2:15.511	
3	42.157	149.0	35.817	94.9	55.699	176.8	189.1	2:13.673		10	43.570	141.9	37.063	83.9	55.284	178.2	186.2	2:15.917	
4	42.022	141.4	35.425	91.9	54.355	182.7	193.5	2:11.802		11	42.074	146.9	35.135	107.1	55.287	183.4	194.9	2:12.496	
5	42.146	142.5	35.590	100.7		179.4	190.5	2:23.239		12	46.457	87.9	38.566	99.2	56.062	178.8	188.8	2:21.085	
6	Out	95.4	45.507	81.5	57.793			4:00.494	P	13	45.289	133.3	37.382	102.4	56.486	174.2	186.5	2:19.157	
7	42.136	135.3	35.310	105.3	54.436	178.8	196.7	2:11.882		14									

33 Sepúlveda-Aguiar																			
lap	Sect-1	Speed	Sect-2	Speed	Sect-3	Speed	TopSpeed	laptime	pit	lap	Sect-1	Speed	Sect-2	Speed	Sect-3	Speed	Topspeed	laptime	pit
1	Out	107.4	38.410	101.4	55.783			2:16.916		8	41.447	143.6	34.610	105.3	53.627	189.5	196.4	2:09.684	
2	41.708	151.7	34.094	117.1	54.456	185.2	196.4	2:10.258		9	41.441	124.4	34.795	101.3	54.004	186.2	193.2	2:10.240	
3	41.994	153.8	35.422	109.1	53.817	180.6	190.8	2:11.233		10	41.717	140.3	35.193	101.9	57.325	186.9	192.9	2:14.235	
4	41.632	150.8	34.968	112.0	54.086	185.2	197.4	2:10.686		11	41.083	155.8	33.604	116.6	53.652	180.3	189.8	2:08.339	
5	41.771	137.4	34.543	103.3	54.155	181.8	191.8	2:10.469		12	41.159	152.5	35.927	98.8	53.572	182.4	190.5	2:10.658	
6	41.278	156.5	34.097	113.4		185.2	198.9	2:11.576		13	41.725	126.6	35.141	104.1	54.078	183.4	191.2	2:10.944	
7	Out	148.1	46.542	73.1	1:02.721			4:06.682	P	14									

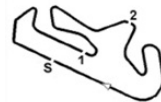
46 John Ogilvie																			
lap	Sect-1	Speed	Sect-2	Speed	Sect-3	Speed	TopSpeed	laptime	pit	lap	Sect-1	Speed	Sect-2	Speed	Sect-3	Speed	Topspeed	laptime	pit
1								2:06.115		4								10:10.014	
2								2:05.973		5								4:25.008	
3								2:07.491		6								4:09.802	

47 Gary Weatherill																			
lap	Sect-1	Speed	Sect-2	Speed	Sect-3	Speed	TopSpeed	laptime	pit	lap	Sect-1	Speed	Sect-2	Speed	Sect-3	Speed	Topspeed	laptime	pit
1	Out	115.4	36.980	94.6	54.485			2:10.507		8	41.543	161.2	34.451	101.1	53.291	180.9	191.5	2:09.285	
2	43.712	135.3	35.531	94.5	54.711	183.7	194.9	2:13.954		9	42.533	142.5	34.229	100.6	54.059	191.2	200.0	2:10.821	
3	41.486	149.6	34.677	97.8	53.474	179.7	190.1	2:09.637		10	40.889	136.5	35.204	99.5	1:08.060	185.9	196.7	2:24.153	
4	41.559	143.8	34.682	101.0	54.055	183.1	193.9	2:10.296		11	42.537	156.1	34.506	102.5	54.115	157.2	180.3	2:11.158	
5	41.579	154.7	34.319	98.5	53.487	184.3	194.6	2:09.385		12	42.621	160.2	35.165	93.0	53.331	185.2	201.9	2:11.117	
6	42.449	141.7	35.128	97.8	53.886	179.4	187.2	2:11.463		13	41.972	155.6	34.983	103.3	53.732	187.2	193.5	2:10.687	
7	41.895	148.8				179.4	188.2	2:15.529		14	41.796	155.6	34.001	102.3	53.879	178.8	188.8	2:09.676	

50 David Briault																			
lap	Sect-1	Speed	Sect-2	Speed	Sect-3	Speed	TopSpeed	laptime	pit	lap	Sect-1	Speed	Sect-2	Speed	Sect-3	Speed	Topspeed	laptime	pit
1	Out	126.6	34.429	102.5	52.565			2:06.226		8	42.743	140.4	33.758	108.5	52.787	200.4	205.7	2:09.288	
2	39.329	151.0	32.454	98.5	51.822	193.5	207.7	2:03.605		9	40.789	144.8	33.788	98.8	53.176	197.1	210.9	2:07.753	
3	39.590	146.1	35.221	94.6	54.952	194.6	212.2	2:09.763		10	39.236	158.8	32.521	95.6	55.803	193.2	208.1	2:07.560	
4	39.731	137.8	32.818	108.1	52.447	196.0	211.4	2:04.996		11	40.710	130.6	33.359	104.5	52.599	198.2	213.9	2:06.668	
5	39.290	149.2	32.278	107.0	53.268	195.7	212.6	2:04.836		12	39.427	158.6	32.536	103.3	52.830	196.4	210.5	2:04.793	
6	39.325	159.5	32.759	96.1	55.330	195.3	209.3	2:07.414		13	45.223	116.6	39.567	82.4	55.360	198.9	212.2	2:20.150	
7	39.312	152.1	32.853	94.6	55.078	193.9	208.9	2:07.243		14	41.748	120.7	37.342	81.0		191.2	203.8	2:23.282	

52 Paul Browse																			
lap	Sect-1	Speed	Sect-2	Speed	Sect-3	Speed	TopSpeed	laptime	pit	lap	Sect-1	Speed	Sect-2	Speed	Sect-3	Speed	Topspeed	laptime	pit
1	Out	119.2	33.947	115.3	52.727			2:06.349		8	39.830	152.5	33.341	128.6	55.095	196.7	207.7	2:08.266	
2	40.171	149.0				194.6	208.5	2:06.213		9	39.355	147.7	32.819	113.9	52.422	196.7	210.1	2:04.596	
3	40.792	141.7	32.973	111.9	52.521	194.9	208.5	2:06.286		10	40.400	157.0	33.560	103.1	52.218	197.4	211.8	2:06.178	
4	39.766	150.8	32.978	116.9	52.177	196.7	210.5	2:04.921		11	39.181	169.3	34.056	106.0	52.862	202.2	213.9	2:06.099	
5	39.581	145.9	33.017	112.0	52.172	196.7	211.4	2:04.770		12	39.654	154.3	32.962	114.3	52.313	195.3	210.9	2:04.929	
6	39.548	153.8	32.993	114.9	52.505	195.7	210.5	2:05.046		13	39.735	146.3	33.871	109.8		196.7	211.8	2:14.272	
7	39.521	147.1	33.495	104.0	52.900	202.6	204.5	2:05.916		14									

53 José Carlos Pires																			
lap	Sect-1	Speed	Sect-2	Speed	Sect-3	Speed	TopSpeed	laptime	pit	lap	Sect-1	Speed	Sect-2	Speed	Sect-3	Speed	Topspeed	laptime	pit
1	Out	156.5	34.039	118.9	54.164			2:13.710		8	40.583	158.6	33.331	111.0	52.815	184.0	192.9	2:06.729	
2	41.682	165.1	33.573	119.9	53.469	177.6	190.5	2:08.724		9	40.868	163.1	33.138	114.0	53.038	190.5	198.2	2:07.044	
3	40.960	164.9	34.641	109.8	53.022	177.3	188.2	2:08.623		10	48.747	98.5	51.158	56.2	1:19.484	182.7	190.8	2:59.389	
4	40.521	164.9	33.757	107.4	53.306	184.9	193.9	2:07.584		11	40.489	166.4	33.377	110.4	53.502	186.9	197.8	2:07.368	



LOTUS SEVEN 60th Aniv.

27 - 30 October 2016

Laps and Sector Times

Autódromo Internacional Algarve - 4652 mtr.

5	48.354	108.1	53.179	52.5		183.4	193.2	3:02.567	12	41.764	166.9	33.302	114.5	52.932	178.2	193.2	2:07.998
6	Out	158.1	33.585	110.2	52.951			3:26.474 P	13	40.689	163.9	33.674	116.8	53.194	181.2	188.5	2:07.557
7	<u>40.121</u>	<u>169.8</u>	33.254	110.5	52.954	183.1	193.5	<u>2:06.329</u>	14								

57		Ray Gilliland																	
lap	Sect-1	Speed	Sect-2	Speed	Sect-3	Speed	TopSpeed	laptime	pit	lap	Sect-1	Speed	Sect-2	Speed	Sect-3	Speed	Topspeed	laptime	pit
1	Out	126.9	35.472	103.3	55.479			2:10.547		8	42.054	137.2	35.173	107.1	54.541	187.5	<u>197.8</u>	2:11.768	
2	42.325	130.4	34.766	<u>129.2</u>	56.759	177.0	188.8	2:13.850		9	41.755	145.4	34.846	110.5	54.616	179.7	188.5	2:11.217	
3	42.147	<u>153.6</u>	34.603	115.1	56.691	176.5	186.2	2:13.441		10	44.402	110.2	38.061	102.2	56.336	184.6	184.0	2:18.799	
4	42.914	134.7	34.753	117.3	54.338	176.2	183.1	2:12.005		11	42.851	133.2	37.876	110.4	55.302	<u>189.5</u>	194.6	2:16.029	
5	41.790	139.2	34.559	113.1	53.792	182.1	193.2	2:10.141		12	43.042	148.8	35.614	117.4	54.257	180.0	190.5	2:12.913	
6	<u>41.502</u>	134.7	<u>34.526</u>	110.0	53.982	181.8	192.9	<u>2:10.010</u>		13	41.537	145.9	34.733	112.4	<u>53.764</u>	183.7	193.2	2:10.034	
7	42.363	135.8	35.348	92.1	53.816	188.8	191.5	2:11.527		14	42.291	143.4	35.285	113.0	55.801	186.2	192.5	2:13.377	

58		Martin Jeffs																	
lap	Sect-1	Speed	Sect-2	Speed	Sect-3	Speed	TopSpeed	laptime	pit	lap	Sect-1	Speed	Sect-2	Speed	Sect-3	Speed	Topspeed	laptime	pit
1	Out	132.5	36.354	89.0	54.799			2:13.481		8	41.771	154.3	34.647	115.6	54.306	182.4	190.1	2:10.724	
2	43.552	143.2	35.718	102.4	54.251	179.7	187.8	2:13.521		9	<u>41.539</u>	153.6	34.474	112.7	53.592	181.8	189.8	2:09.605	
3	43.020	130.3	34.783	113.8	53.976	180.0	185.2	2:11.779		10	41.860	152.8	34.390	113.1	53.557	183.4	190.8	2:09.807	
4	42.388	137.8	34.917	116.9	54.780	183.1	191.2	2:12.085		11	43.351	136.7	35.235	117.8	54.056	184.0	192.2	2:12.642	
5	42.643	143.4	34.545	120.7	53.796	179.4	187.8	2:10.984		12	44.203	143.8	36.725	103.4	53.350	184.0	192.2	2:14.278	
6	41.560	156.3	34.505	122.7	54.667	182.1	193.9	2:10.732		13	41.576	<u>161.0</u>	<u>34.058</u>	<u>124.4</u>	<u>53.263</u>	183.1	193.9	<u>2:08.897</u>	
7	42.635	151.3	35.642	108.2	54.086	173.1	187.5	2:12.363		14	41.648	136.9	34.345	103.1	53.309	185.6	<u>194.9</u>	2:09.302	

59		Simon Oliphant																	
lap	Sect-1	Speed	Sect-2	Speed	Sect-3	Speed	TopSpeed	laptime	pit	lap	Sect-1	Speed	Sect-2	Speed	Sect-3	Speed	Topspeed	laptime	pit
1	Out	114.4	36.526	95.9	54.855			2:10.415		8	42.500	142.5	35.669	100.7	<u>53.464</u>	183.7	193.5	2:11.633	
2	43.568	141.0	36.062	102.1	53.933	186.2	199.6	2:13.563		9	41.535	135.8	35.040	102.0	53.575	190.8	201.5	2:10.150	
3	41.548	137.9	34.862	106.1	53.672	178.8	193.9	2:10.082		10	42.054	127.4	35.790	107.4	53.474	189.5	202.2	2:11.318	
4	41.590	138.1	34.931	104.0	54.043	187.8	202.2	2:10.564		11	41.438	142.9	36.230	<u>110.2</u>	53.989	<u>194.6</u>	195.3	2:11.657	
5	41.552	141.7	35.013	109.4	53.573	184.0	197.1	2:10.138		12	41.517	<u>152.1</u>	<u>34.438</u>	107.2	53.557	185.9	196.7	<u>2:09.512</u>	
6	<u>41.378</u>	136.9	35.082	106.5	54.025	185.2	197.1	2:10.485		13	41.693	141.4	35.562	104.8	53.897	190.8	<u>203.0</u>	2:11.152	
7	41.695	138.1	34.636	105.6	54.361	187.8	197.8	2:10.692		14	42.157	147.1	34.715	109.2	54.554	186.2	198.2	2:11.426	

63		Martin Gee																	
lap	Sect-1	Speed	Sect-2	Speed	Sect-3	Speed	TopSpeed	laptime	pit	lap	Sect-1	Speed	Sect-2	Speed	Sect-3	Speed	Topspeed	laptime	pit
1	Out	116.9	36.882	105.1	55.073			2:11.087		8	41.769	146.1	34.797	109.2	53.408	<u>188.5</u>	<u>200.0</u>	2:09.974	
2	43.067	138.8	35.032	<u>112.7</u>	54.269	181.2	185.6	2:12.368		9	42.359	147.1	34.906	104.7	53.789	180.9	189.5	2:11.054	
3	42.029	150.2	34.631	107.7	53.998	177.3	189.5	2:10.658		10	42.340	137.9	35.048	106.2	54.277	182.4	190.5	2:11.665	
4	41.888	<u>155.4</u>	34.454	112.0	54.100	179.7	189.1	2:10.442		11	41.753	139.2	34.827	108.4	54.057	178.8	181.8	2:10.637	
5	42.087	142.5	35.159	106.2	<u>53.377</u>	180.3	188.8	2:10.623		12	41.954	<u>150.8</u>	34.447	108.3	53.858	184.0	191.8	2:10.259	
6	41.882	138.3	35.358	103.3	53.983	184.0	197.1	2:11.223		13	42.060	150.2	34.669	110.3	54.045	182.4	192.2	2:10.774	
7	42.356	133.0	34.787	107.8	54.182	183.1	199.3	2:11.325		14	<u>41.728</u>	147.7	<u>34.323</u>	99.4	53.622	182.7	191.5	<u>2:09.673</u>	

64		Cliff Murphy																	
lap	Sect-1	Speed	Sect-2	Speed	Sect-3	Speed	TopSpeed	laptime	pit	lap	Sect-1	Speed	Sect-2	Speed	Sect-3	Speed	Topspeed	laptime	pit
1	Out	125.1						2:12.207		7	<u>41.076</u>	132.8				<u>185.2</u>	<u>199.6</u>	2:38.817	
2	43.758	134.7				174.8	180.3	2:14.971		8	Out	110.2	In	In				5:21.890 P	
3	42.651	138.1				173.6	174.2	2:11.686		9	42.353	144.2				183.7	197.8	2:17.088	
4	41.469	133.8				181.2	194.6	2:12.217		10	41.380	165.6				180.6	195.7	2:11.945	
5	41.211	145.4				182.1	198.9	2:10.463		11	41.203	<u>168.2</u>				182.7	197.1	2:13.072	
6	41.312	157.2				181.5	196.4	<u>2:09.152</u>		12	41.715	125.1				183.7	198.9	2:15.035	

68		Ian Dyble																	
lap	Sect-1	Speed	Sect-2	Speed	Sect-3	Speed	TopSpeed	laptime	pit	lap	Sect-1	Speed	Sect-2	Speed	Sect-3	Speed	Topspeed	laptime	pit
1	Out	124.4	36.014	99.5	54.204			2:09.809		8	41.877	142.5	35.238	99.3	53.517	<u>188.8</u>	<u>201.9</u>	2:10.632	
2	42.593	130.1	34.905	105.1	53.994	182.4	188.5	2:11.492		9	42.173	130.4	35.560	95.2	54.336	186.9	193.5	2:12.069	
3	42.128	139.0	35.368	100.3	54.177	183.4	189.1	2:11.673		10	41.326	128.6	35.187	101.1	57.805	187.2	197.1	2:14.318	
4	44.328	129.2	36.421	105.6	58.485	184.0	188.5	2:19.234		11	45.814	129.0	38.484	<u>112.3</u>	55.269	163.9	177.0	2:19.567	
5	41.244	139.2	<u>34.557</u>	105.6	<u>53.444</u>	184.3	194.2	<u>2:09.245</u>		12	<u>41.102</u>	142.7	36.378	95.1	55.360	186.9	195.3	2:12.840	
6	41.595	135.3	35.209	104.2	53.455	185.2	197.8	2:10.259		13	41.820	<u>153.8</u>	34.918	104.1	56.639	185.6	195.3	2:13.377	
7	41.539	134.2	34.936	95.1	53.745	186.5	197.4	2:10.220		14	42.162	146.7	34.744	101.3	56.518	179.1	192.2	2:13.424	

LOTUS SEVEN 60th Aniv.

27 - 30 October 2016

Laps and Sector Times

Autodromo Internacional Algarve - 4652 mtr.

69		Grilo-Mayer Gaspar																	
lap	Sect-1	Speed	Sect-2	Speed	Sect-3	Speed	TopSpeed	laptime	pit	lap	Sect-1	Speed	Sect-2	Speed	Sect-3	Speed	Topspeed	laptime	pit
1	Out	126.3						2:14.948		8	Out	144.0	In		In			4:11.594	P
2	42.055	142.9				177.3	185.2	2:12.170		9	42.385	151.0				178.8	185.6	2:11.694	
3	42.000	145.9					176.8	187.5	2:12.020	10	41.926	151.0				179.1	185.9	2:10.249	
4	42.230	135.7					178.8	187.5	2:12.181	11	41.865	151.5				179.7	187.5	2:10.505	
5	42.254	148.4					179.4	191.8	2:11.984	12	48.239	69.1				177.3	187.2	2:19.247	
6	41.551	152.1					182.4	189.5	2:11.861	13	<u>41.471</u>	158.8				182.1	<u>194.2</u>	<u>2:09.382</u>	
7	42.320	140.3					175.9	185.9	2:15.029	14									

70		Tony Jaffe																	
lap	Sect-1	Speed	Sect-2	Speed	Sect-3	Speed	TopSpeed	laptime	pit	lap	Sect-1	Speed	Sect-2	Speed	Sect-3	Speed	Topspeed	laptime	pit
1	Out	122.4	36.685	115.4	55.666			2:17.482		8	41.991	146.7	35.757	121.6	54.720	185.2	194.6	2:12.468	
2	43.267	139.5	35.277	112.0	55.519	183.1	187.5	2:14.063		9	43.036	142.7	36.893	103.8	56.353	184.3	193.2	2:16.282	
3	43.203	142.3	35.069	104.8	54.672	182.4	175.3	2:12.944		10	43.886	133.7	36.251	118.2	54.876	183.4	190.8	2:15.013	
4	44.128	126.8	36.822	112.9	55.221	184.9	190.8	2:16.171		11	42.400	141.5	35.776	104.0	55.310	182.7	192.9	2:13.486	
5	42.698	146.1	35.628	106.1	54.843	<u>187.2</u>	185.9	2:13.169		12	42.613	141.9	35.697	103.6	54.293	182.1	183.7	2:12.603	
6	43.669	127.8	47.998	89.5	1:28.658	184.6	192.9	3:00.325		13	42.769	130.9	35.221	111.9	<u>54.045</u>	185.9	191.5	<u>2:12.035</u>	
7	51.136	135.2	<u>34.920</u>	113.0	54.538	81.6	133.0	2:20.594		14									

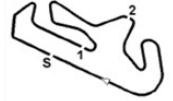
77		Chris Wright																	
lap	Sect-1	Speed	Sect-2	Speed	Sect-3	Speed	TopSpeed	laptime	pit	lap	Sect-1	Speed	Sect-2	Speed	Sect-3	Speed	Topspeed	laptime	pit
1	Out	126.8	34.441	99.7	52.405			2:06.245		7	39.558	153.0	32.467	109.3	52.289	198.5	209.3	2:04.314	
2	39.560	157.4	32.598	97.9	51.710	193.9	204.2	2:03.868		8	45.628	128.4	36.459	92.9	53.148	191.2	161.9	2:15.235	
3	39.836	144.4	34.581	103.5	55.081	192.2	204.2	2:09.498		9	39.182	<u>163.6</u>	32.715	106.0	<u>51.398</u>	<u>204.5</u>	211.8	2:03.295	
4	<u>39.154</u>	147.9	32.405	104.0	52.852	197.8	<u>214.7</u>	2:04.411		10	39.254	153.4	<u>31.478</u>	<u>125.4</u>	52.320	201.5	213.9	<u>2:03.052</u>	
5	39.580	151.0	31.730	114.4	52.375	194.2	204.2	2:03.685		11	41.163	134.5	34.020	98.5		196.4	203.8	2:10.125	
6	39.413	153.0	32.328	114.3	52.200	192.2	203.0	2:03.941		12									

81		Martin Amison																	
lap	Sect-1	Speed	Sect-2	Speed	Sect-3	Speed	TopSpeed	laptime	pit	lap	Sect-1	Speed	Sect-2	Speed	Sect-3	Speed	Topspeed	laptime	pit
1	Out	113.6	35.649	100.1	52.881			2:07.349		9	39.561	154.7	32.624	113.6	52.194	204.5	212.2	<u>2:04.379</u>	
2	39.615	165.9	32.474	99.1	52.713	196.0	209.7	2:04.802		10	39.525	156.5	32.759	102.1	53.079	205.3	214.7	2:05.363	
3	39.816	147.3	32.941	111.5	52.552	197.1	213.4	2:05.309		11	39.800	158.1	32.959	101.5	52.279	198.5	211.4	2:05.038	
4	39.580	152.8	33.457	114.2	52.537	198.2	<u>215.1</u>	2:05.574		12	39.672	<u>171.7</u>	33.112	118.2	52.524	198.5	213.0	2:05.308	
5	39.969	162.4	33.478	95.5	<u>52.024</u>	200.0	213.4	2:05.471		13	41.554	136.0	34.079	103.7	55.129	198.2	210.5	2:10.762	
6	40.360	150.6	<u>32.401</u>	114.5	52.266	197.8	193.5	2:05.027		14	39.969	163.1	32.624	117.5	52.243	193.9	214.7	2:04.836	
7	<u>39.486</u>	161.9	33.049	100.9	52.557	202.2	211.8	2:05.092		15	39.617	164.1	34.278	<u>129.3</u>	52.889	199.6	<u>215.1</u>	2:06.784	
8	41.002	146.1	33.113	109.2	53.481	<u>206.1</u>	196.0	2:07.596		16									

90		António Areal																	
lap	Sect-1	Speed	Sect-2	Speed	Sect-3	Speed	TopSpeed	laptime	pit	lap	Sect-1	Speed	Sect-2	Speed	Sect-3	Speed	Topspeed	laptime	pit
1	Out	99.0	44.107	95.1	58.411			2:27.724		7	50.489	76.9	44.558	89.0	58.009	168.5	176.2	2:33.056	
2	45.300	115.8	37.858	101.3	57.150	168.2	<u>182.1</u>	2:20.308		8	43.748	129.3	36.478	98.1	55.967	170.3	177.0	2:16.193	
3	44.014	133.7	36.920	94.4		171.2	180.0	2:22.169		9	43.478	139.7	36.251	103.7	56.129	170.1	175.6	<u>2:15.858</u>	
4	Out	141.5	36.392	106.1	57.157			3:50.232	P	10	45.247	130.3	<u>36.208</u>	99.0	56.380	164.1	172.8	2:17.835	
5	44.031	143.4	36.804	<u>109.2</u>	56.898	168.2	177.0	2:17.733		11	<u>43.148</u>	148.6	37.448	96.5		<u>173.1</u>	180.3	2:21.000	
6	44.117	130.3	36.409	106.1	<u>55.929</u>	169.5	180.0	2:16.455		12	Out	147.3	36.455	104.1	57.363			3:34.886	P

91		Falé-Carvalho																	
lap	Sect-1	Speed	Sect-2	Speed	Sect-3	Speed	TopSpeed	laptime	pit	lap	Sect-1	Speed	Sect-2	Speed	Sect-3	Speed	Topspeed	laptime	pit
1	Out	117.9	36.950	98.7	55.380			2:15.481		8	41.346	155.8	34.613	110.4	53.828	183.7	191.5	2:09.787	
2	42.072	137.1	34.830	109.0	53.537	184.6	<u>198.5</u>	2:10.439		9	41.466	144.0	34.485	109.9	53.431	183.1	195.7	2:09.382	
3	41.565	146.9	34.921	113.6	53.611	185.9	<u>198.5</u>	2:10.097		10	<u>41.268</u>	<u>159.5</u>	34.372	113.4	53.847	184.0	191.2	2:09.487	
4	41.816	149.0	34.785	110.1	53.630	185.2	193.9	2:10.231		11	42.319	135.0	35.397	<u>114.9</u>	53.877	183.4	188.8	2:11.593	
5	41.310	153.0	34.956	105.4	53.658	<u>188.8</u>	190.8	2:09.924		12	43.370	151.5	34.540	109.1	53.585	<u>188.8</u>	196.7	2:11.495	
6	41.698	144.8	34.450	108.1	54.038	182.1	190.1	2:10.186		13	41.396	142.1	<u>34.085</u>	113.0	53.801	180.6	190.5	<u>2:09.282</u>	
7	42.277	152.8	34.736	102.8	53.653	181.8	190.1	2:10.666		14	43.064	144.6	34.414	105.8	<u>53.311</u>	188.5	188.8	2:10.789	

99		Santos-Araújo																	
lap	Sect-1	Speed	Sect-2	Speed	Sect-3	Speed	TopSpeed	laptime	pit	lap	Sect-1	Speed	Sect-2	Speed	Sect-3	Speed	Topspeed	laptime	pit
1	Out	108.4	38.229	106.0	55.885			2:17.299		8	41.024	134.3	34.337	117.6	53.304	183.4	190.1	2:08.665	
2	41.264	147.7	33.648	122.7	53.462	183.1	190.5	2:08.374		9	41.050	145.6	34.211	112.1	<u>53.032</u>	184.3	191.8	2:08.293	
3	41.029	154.7	<u>33.434</u>	<u>126.9</u>	53.185	184.0	<u>196.7</u>	2:07.648		10	40.580	155.6	34.037	118.9	53.480	184.3	192.5	2:08.097	



LOTUS SEVEN 60th Aniv.

27 - 30 October 2016

Laps and Sector Times

Autodromo Internacional Algarve - 4652 mtr.

4	40.894	147.7	34.408	107.0	54.749	<u>188.2</u>	195.7	2:10.051	11	<u>40.489</u>	147.9	34.225	113.1	53.946	186.5	196.0	2:08.660
5	41.500	151.9	33.864	126.3	53.765	183.7	<u>196.7</u>	2:09.129	12	40.546	149.0	33.867	116.4	53.171	186.2	193.9	<u>2:07.584</u>
6	40.749	<u>160.2</u>	34.010	118.9		180.9	190.8	2:14.144	13	41.315	149.2	33.452	124.3	53.101	183.1	192.9	2:07.868
7	Out	137.4	35.002	111.9	53.165			3:45.027 P	14								