

Algarve Classic Festival 2016

Autódromo Internacional do Algarve

IBERIAN HISTORIC ENDURANCE

27 - 30 October 2016

Laps and Sector Times

Autodromo Internacional Algarve - 4652 mtr.

1 Guillermo Velasco									Porsche 356 SC											
lap	Sect-1	Speed	Sect-2	Speed	Sect-3	Speed	TopSpeed	laptime	pit	lap	Sect-1	Speed	Sect-2	Speed	Sect-3	Speed	Topspeed	laptime	pit	
1	57.594	116.0	54.260	83.7	1:04.794	141.2	158.8	2:56.648		10	Out	122.9	<u>51.458</u>	78.8	1:03.967				4:34.995	P
2	55.234	100.7	55.841	75.5	1:03.879	149.4	152.3	2:54.954		11	55.758	130.6	52.298	85.9	1:02.930	143.0	163.6	2:50.986		
3	54.825	101.9	55.576	74.3	1:04.328	147.9	154.5	2:54.729		12	55.322	115.5	53.647	82.6	1:03.074	149.8	<u>169.8</u>	2:52.043		
4	55.433	96.5	55.077	75.5	1:05.251	146.3	149.0	2:55.761		13	53.739	116.5	54.175	75.4	1:03.072	145.6	160.2	2:50.986		
5	55.512	104.2	52.937	78.9	1:05.134	148.4	147.7	2:53.583		14	53.136	115.9	51.595	83.9	1:02.756	149.2	162.4	2:47.487		
6	55.677	111.1	52.906	77.9	1:03.296	148.8	153.8	2:51.879		15	53.299	117.5	51.577	83.5	1:03.377	142.9	161.4	2:48.253		
7	59.844	76.8	1:03.255	56.8	1:25.698	145.6	142.1	3:28.797		16	<u>52.218</u>	<u>130.8</u>	52.085	<u>88.7</u>	1:02.801	149.2	153.8	<u>2:47.104</u>		
8	1:14.747	83.6	53.739	82.6	1:04.341	85.9	101.5	3:12.827		17	53.135	112.6	53.087	81.9	<u>1:01.936</u>	151.3	159.1	2:48.158		
9	1:01.193	94.8	58.004	62.5		139.5	122.3	3:11.254		18										

8 Tarrero-Beltran									Porsche 911 2.0 SWB											
lap	Sect-1	Speed	Sect-2	Speed	Sect-3	Speed	TopSpeed	laptime	pit	lap	Sect-1	Speed	Sect-2	Speed	Sect-3	Speed	Topspeed	laptime	pit	
1	<u>56.771</u>	<u>112.1</u>	56.817	<u>86.1</u>		<u>137.6</u>	<u>151.5</u>	3:01.199		2	Out	91.3	<u>56.545</u>	80.1	In				13:24.968	P

14 Mira Gomes-Teves Costa									Lotus Seven										
lap	Sect-1	Speed	Sect-2	Speed	Sect-3	Speed	TopSpeed	laptime	pit	lap	Sect-1	Speed	Sect-2	Speed	Sect-3	Speed	Topspeed	laptime	pit
1	47.571	121.6	44.223	91.1	54.682	152.1	184.0	2:26.476		12	44.332	128.7	<u>41.674</u>	100.6	52.017	<u>184.9</u>	197.8	2:18.023	
2	48.025	130.6	42.926	91.7	53.132	179.1	188.8	2:24.083		13	44.422	139.5	42.640	95.7	<u>51.939</u>	181.2	196.7	2:19.001	
3	45.244	129.3	43.184	96.5	53.660	180.0	193.9	2:22.088		14	43.596	145.0	42.280	95.5	52.467	183.4	<u>198.2</u>	2:18.343	
4	45.690	110.9	56.437	72.6	1:05.120	184.3	193.5	2:47.247		15	43.686	135.3	42.546	97.4	52.644	182.1	194.9	2:18.876	
5	51.573	119.2	46.170	77.5	57.300	148.8	146.1	2:35.043		16	43.968	135.0	42.197	<u>101.6</u>	52.264	179.1	194.6	2:18.429	
6	46.825	127.2	44.235	91.0	56.110	171.2	178.2	2:27.170		17	43.938	138.8	42.398	100.1	52.351	180.0	193.9	2:18.687	
7	51.491	93.3	53.731	68.8	1:00.852	159.3	139.7	2:46.074		18	<u>43.433</u>	138.5	42.012	99.8	52.151	178.5	192.5	<u>2:17.596</u>	
8	1:00.516	60.7	1:04.513	45.4		161.2	127.4	3:24.565		19	43.699	136.9	45.304	101.1	58.310	180.6	194.6	2:27.313	
9	Out	123.1	43.267	95.1	54.219		4:05.942	P		20	48.794	133.3	45.284	96.5	54.136	144.0	157.9	2:28.214	
10	51.892	94.7	48.247	89.3	55.104	167.7	134.3	2:35.243		21	57.079	110.1	45.076	100.8	54.649	128.0	92.6	2:36.804	
11	43.941	<u>148.6</u>	44.058	87.0	52.326	178.5	195.7	2:20.325		22									

15 Cruz-Pais Amaral									Jaguar E-Type										
lap	Sect-1	Speed	Sect-2	Speed	Sect-3	Speed	TopSpeed	laptime	pit	lap	Sect-1	Speed	Sect-2	Speed	Sect-3	Speed	Topspeed	laptime	pit
1	46.993	135.3	42.268	101.4	52.701	136.2	186.5	2:21.962		12	42.136	<u>142.9</u>	40.198	104.5	51.273	198.5	218.2	2:13.607	
2	43.105	134.7	41.523	97.6	50.786	194.9	213.4	2:15.414		13	42.515	136.0	40.263	101.2	51.073	200.0	218.6	2:13.851	
3	42.889	137.6	41.401	101.0	51.183	199.6	218.2	2:15.473		14	41.652	135.7	39.932	106.0	50.851	201.5	216.4	2:12.435	
4	42.440	136.4	41.853	85.0	55.630	196.0	216.4	2:19.923		15	43.504	133.3	40.161	98.5	50.487	200.7	<u>222.7</u>	2:14.152	
5	49.451	99.9	51.093	72.8	1:05.175	165.9	155.8	2:45.719		16	42.177	134.0	<u>39.694</u>	97.6	<u>50.101</u>	<u>203.8</u>	219.1	<u>2:11.972</u>	
6	55.891	95.7	52.285	78.2	1:05.440	147.1	139.9	2:53.616		17	<u>41.334</u>	140.8	40.022	101.0	50.962	202.6	213.0	2:12.318	
7	56.174	94.9	52.114	74.6	1:02.468	148.6	146.7	2:50.756		18	41.418	131.9	40.768	97.7	51.353	201.5	221.8	2:13.539	
8	1:00.999	75.7	1:03.361	55.6	1:23.464	139.4	139.2	3:27.824		19	41.430	135.8	39.828	99.6	51.411	201.5	216.0	2:12.669	
9	1:15.476	78.7	53.462	78.1		90.8	95.3	3:16.984		20	42.837	135.5	41.164	<u>106.6</u>	52.845	201.9	212.2	2:16.846	
10	Out	129.2	40.881	103.9	51.722			3:57.488	P	21	43.198	133.3	41.808	97.6	51.046	200.4	213.0	2:16.052	
11	42.090	136.7	40.085	102.7	50.886	198.5	213.4	2:13.061		22									

16 Francisco Albuquerque									Ford GT40										
lap	Sect-1	Speed	Sect-2	Speed	Sect-3	Speed	TopSpeed	laptime	pit	lap	Sect-1	Speed	Sect-2	Speed	Sect-3	Speed	Topspeed	laptime	pit
1	43.828	139.7	38.645	90.5	49.332	136.5	206.1	2:11.805		12	39.979	125.0	41.173	<u>99.2</u>	50.523	217.7	220.4	2:11.675	
2	39.823	134.8	38.811	97.5	49.192	213.9	209.3	2:07.826		13	39.857	143.4	40.169	91.4	50.694	218.6	209.7	2:10.720	
3	<u>39.078</u>	135.2	38.529	96.9	48.852	211.8	225.5	<u>2:06.459</u>		14	40.397	141.9	39.150	98.8	50.042	210.5	203.4	2:09.589	
4	39.275	139.4	38.484	94.7	52.630	220.9	220.0	2:10.389		15	41.075	140.3	40.140	92.9	50.391	217.3	204.5	2:11.606	
5	1:01.012	104.4	44.302	89.8	52.321	182.4	172.8	2:37.635		16	39.836	142.9	<u>38.473</u>	95.2	49.515	216.0	216.0	2:07.824	
6	49.743	102.8	49.012	83.6	1:01.046	188.8	188.5	2:39.801		17	39.311	<u>149.8</u>	39.420	94.4	49.946	218.6	218.2	2:08.677	
7	1:10.335	72.3	1:01.610	67.1	1:17.175	134.7	88.7	3:29.120		18	39.741	128.4	38.673	96.3	49.647	219.5	216.4	2:08.061	
8	1:14.396	71.7	1:02.739	55.8	1:27.355	79.6	84.8	3:44.490		19	39.690	135.7	38.810	97.9	49.386	215.6	222.2	2:07.886	
9	1:13.618	87.0	52.164	68.9		81.9	93.1	3:16.011		20	40.328	141.9	38.826	89.9	49.905	<u>221.3</u>	216.4	2:09.059	
10	Out	28.1	41.745	93.2	<u>48.837</u>			3:45.630	P	21	42.222	128.4	39.966	88.5	50.867	209.3	201.9	2:13.055	
11	39.917	135.8	38.894	94.0	50.542	218.2	<u>227.8</u>	2:09.353		22									

19 Tice-Conoley									Marcos 1800										
lap	Sect-1	Speed	Sect-2	Speed	Sect-3	Speed	TopSpeed	laptime	pit	lap	Sect-1	Speed	Sect-2	Speed	Sect-3	Speed	Topspeed	laptime	pit
1	46.190	123.7	41.342	<u>104.0</u>	52.044	145.2	189.5	2:19.576		11	42.972	130.1	41.338	93.9	51.388	185.2	206.1	2:15.698	
2	44.245	125.1	41.455	99.5	<u>50.756</u>	190.5	205.3	2:16.456		12	42.912	124.6	41.604	85.6	51.114	191.2	211.8	2:15.630	
3	43.273	126.0	41.503	101.6	51.333	<u>191.5</u>	203.8	2:16.109		13	42.930	128.1	41.723	91.5	51.097	190.8	212.6	2:15.750	
4	42.626	122.4	41.599	98.5	55.087	189.5	209.3	2:19.312		14	42.330	131.5	42.434	91.0	51.448	190.8	212.2	2:16.212	

Algarve Classic Festival 2016

Autódromo Internacional do Algarve

IBERIAN HISTORIC ENDURANCE

27 - 30 October 2016

Laps and Sector Times

Autodromo Internacional Algarve - 4652 mtr.

5	50.203	96.9	50.621	76.8	1:05.405	164.1	152.5	2:46.229	15	43.097	127.5	<u>41.172</u>	89.6	51.100	189.5	212.2	<u>2:15.369</u>
6	55.291	87.9	52.592	83.1	1:05.473	131.7	138.8	2:53.356	16	43.534	<u>134.5</u>	43.915	86.3	51.689	191.2	213.0	2:19.138
7	55.917	92.5	51.941	78.4	1:02.897	137.8	150.8	2:50.755	17	<u>42.246</u>	<u>134.5</u>	41.502	92.8	51.653	<u>191.5</u>	<u>213.9</u>	2:15.401
8	1:00.619	70.9	1:03.362	53.3		145.4	126.8	3:24.602	18	42.600	123.0	41.624	89.8	51.353	188.2	209.7	2:15.577
9	Out	117.3	43.938	84.2	53.905			4:11.076 P	19	43.274	126.6	42.164	85.3	52.036	189.5	210.1	2:17.474
10	53.185	99.7	47.182	83.6	54.932	163.6	125.7	2:35.299	20	49.906	113.1	51.070	80.8	186.9	199.6	2:41.632	

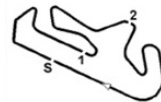
21 Max Boodie										Ford Mustang									
lap	Sect-1	Speed	Sect-2	Speed	Sect-3	Speed	TopSpeed	laptime	pit	lap	Sect-1	Speed	Sect-2	Speed	Sect-3	Speed	Topspeed	laptime	pit
1	46.720	122.9	42.314	<u>106.6</u>	<u>51.339</u>	163.6	189.1	2:20.373		12	<u>42.249</u>	127.8	41.747	89.3	52.589	198.5	<u>216.0</u>	<u>2:16.585</u>	
2	44.418	119.3	42.034	102.0	52.190	<u>202.2</u>	202.6	2:18.642		13	43.507	120.3	<u>41.357</u>	103.9	52.369	196.4	212.2	2:17.233	
3	43.575	120.0	42.424	97.2	53.048	195.7	204.9	2:19.047		14	42.682	121.2	41.963	104.1	52.987	198.2	210.9	2:17.632	
4	43.641	117.4	42.318	102.2	52.701	197.8	204.2	2:18.660		15	43.861	<u>129.5</u>	41.985	101.2	53.059	196.7	187.2	2:18.905	
5	45.975	98.3	50.316	78.4	1:04.869	195.3	203.4	2:41.160		16	42.676	124.7	43.236	102.1	52.503	196.0	209.7	2:18.415	
6	55.767	86.3	52.573	76.6	1:05.143	140.8	132.0	2:53.483		17	42.966	124.0	41.915	100.5	52.421	198.5	203.8	2:17.302	
7	56.663	82.4	51.583	74.4	1:02.497	131.1	149.6	2:50.743		18	43.168	118.2	41.518	102.8	52.584	197.1	208.5	2:17.270	
8	1:01.136	76.4	1:03.455	56.0	1:23.108	142.5	128.0	3:27.699		19	43.307	125.3	41.975	105.4	52.361	196.7	204.9	2:17.643	
9	1:14.928	83.0	53.712	83.3		94.4	103.5	3:17.244		20	45.539	125.7	43.205	101.4	52.908	197.4	202.2	2:21.652	
10	Out	113.3	41.602	105.1	51.838			3:58.317 P		21	45.203	113.6	42.011	97.5	53.477	192.2	183.7	2:20.691	
11	43.139	120.8	42.323	103.6	51.401	199.3	200.0	2:16.863		22									

22 Rodrigues-Matos										VW Scirocco									
lap	Sect-1	Speed	Sect-2	Speed	Sect-3	Speed	TopSpeed	laptime	pit	lap	Sect-1	Speed	Sect-2	Speed	Sect-3	Speed	Topspeed	laptime	pit
1	52.055	107.0	46.072	86.0	56.934	140.3	168.5	2:35.061		4	48.937	<u>119.6</u>	49.416	86.0		168.0	<u>188.2</u>	2:51.602	
2	47.989	115.5	<u>45.787</u>	<u>92.7</u>	<u>55.049</u>	<u>168.2</u>	186.9	2:28.825		5	Out	100.6	55.318	74.6	In			6:39.581 P	
3	<u>47.112</u>	117.9	46.183	89.2	55.126	166.7	186.5	2:28.421		6									

25 Torres da Silva-de Abreu										Porsche 911 2.0 SWB									
lap	Sect-1	Speed	Sect-2	Speed	Sect-3	Speed	TopSpeed	laptime	pit	lap	Sect-1	Speed	Sect-2	Speed	Sect-3	Speed	Topspeed	laptime	pit
1	52.967	118.6	48.015	<u>99.5</u>	57.779	130.0	163.1	2:38.761		10	54.041	117.0	47.903	83.8	58.633	110.1	148.6	2:43.416	
2	49.108	122.7	<u>47.341</u>	89.0	57.672	166.4	190.5	<u>2:34.121</u>		11	Out	126.8	49.783	77.6	59.434	160.5	179.1	2:40.119	P
3	<u>48.826</u>	117.5	48.282	87.9	57.875	163.9	188.5	2:34.983		12	51.189	126.6	49.496	79.3	59.420	<u>168.5</u>	183.1	2:37.027	
4	52.233	101.8	53.363	87.6	<u>57.077</u>	164.9	144.4	2:42.673		13	49.844	<u>132.5</u>	47.763	82.1	58.704	<u>168.5</u>	<u>190.8</u>	2:37.331	
5	49.877	124.0	48.300	90.2	1:02.008	159.3	171.2	2:40.185		14	49.755	127.4	48.872	82.9	58.704	<u>168.5</u>	<u>190.8</u>	2:37.331	
6	1:04.750	62.9	54.757	70.9	1:04.339	124.1	97.0	3:03.846		15	1:00.064	92.2	1:03.009	79.8	58.704	<u>168.5</u>	157.2	3:23.042	
7	1:03.245	81.6	55.202	70.0	1:02.739	131.7	110.4	3:01.186		16	Out	122.3	52.042	81.3	1:01.150			6:08.131 P	
8	1:00.727	75.9	53.408	74.0	1:01.764	125.3	115.6	2:55.899		17	53.584	103.0	57.181	89.1	160.0	162.2	3:01.463		
9	54.598	89.4	53.875	77.2	1:02.775	154.3	124.1	2:51.248		18									

26 Alexis Raoux										Porsche 911 2.3 S/T									
lap	Sect-1	Speed	Sect-2	Speed	Sect-3	Speed	TopSpeed	laptime	pit	lap	Sect-1	Speed	Sect-2	Speed	Sect-3	Speed	Topspeed	laptime	pit
1	47.733	116.0	43.855	94.1	53.824	141.5	175.0	2:25.412		11	44.241	129.2	42.818	92.9	53.219	183.7	194.9	2:20.278	
2	45.471	124.3	42.791	95.6	53.890	<u>189.1</u>	195.7	2:22.152		12	43.353	136.7	42.482	100.2	53.205	184.6	198.2	2:19.040	
3	44.834	128.7	43.000	<u>104.7</u>	53.777	188.5	197.1	2:21.611		13	43.583	132.4	42.398	93.5	53.629	183.1	<u>201.5</u>	2:19.610	
4	44.180	113.6	44.390	91.6	1:05.460	185.9	198.2	2:34.030		14	43.776	133.8	42.777	95.9	53.550	184.9	194.6	2:20.103	
5	49.227	118.3	45.373	95.2	56.044	113.9	150.4	2:30.644		15	44.050	128.4	43.782	95.0	53.070	182.7	183.1	2:20.902	
6	48.811	110.7	45.382	98.3	1:02.458	157.7	149.8	2:36.651		16	43.943	130.9	42.221	101.5	<u>52.859</u>	186.2	194.2	2:19.023	
7	56.759	72.9	52.141	86.4	1:02.375	141.5	118.7	2:51.275		17	<u>43.229</u>	<u>139.0</u>	42.219	103.0	53.395	188.8	194.9	<u>2:18.843</u>	
8	1:01.582	72.2	1:03.754	54.0	1:21.396	146.3	130.1	3:26.732		18	44.920	134.3	<u>42.201</u>	96.9	53.084	184.0	192.5	2:20.205	
9	1:15.361	81.3	53.134	86.5		87.0	102.1	3:19.106		19	43.588	130.1	42.753	96.3	52.999	185.6	192.2	2:19.340	
10	Out	120.1	43.159	94.6	53.103			4:33.978 P		20	44.480	134.0	42.770	103.7	53.890	186.5	191.2	2:21.140	

34 Moraes do Valle-Silva										Alfa Romeo 2000 Berlina									
lap	Sect-1	Speed	Sect-2	Speed	Sect-3	Speed	TopSpeed	laptime	pit	lap	Sect-1	Speed	Sect-2	Speed	Sect-3	Speed	Topspeed	laptime	pit
1	54.364	121.9	48.393	<u>96.1</u>	57.817	132.5	161.9	2:40.574		11	48.001	112.3	46.380	91.8	55.982	169.5	177.9	2:30.363	
2	49.241	<u>130.9</u>	47.147	94.8	57.045	166.4	<u>181.5</u>	2:33.433		12	47.918	116.5	46.211	86.3	56.641	169.8	179.4	2:30.770	
3	49.368	126.2	47.503	94.5	57.879	166.2	178.2	2:34.750		13	47.310	126.0	<u>45.856</u>	90.7	55.456	170.1	181.2	<u>2:28.622</u>	
4	52.682	104.2	51.603	91.6	57.247	163.9	150.4	2:41.532		14	<u>47.102</u>	126.0	46.964	89.9	<u>55.285</u>	170.1	179.7	2:29.351	
5	49.454	124.3	48.493	84.4	1:02.504	158.6	175.9	2:40.451		15	47.705	122.2	46.463	84.7	56.175	169.8	171.7	2:30.343	
6	1:04.140	69.1	54.902	75.5	1:04.760	124.4	96.3	3:03.802		16	47.557	126.6	46.460	75.7	56.050	<u>172.0</u>	173.4	2:30.067	
7	1:02.747	81.1	55.444	72.5	1:03.026	133.3	108.0	3:01.217		17	47.933	119.9	46.432	84.0	56.781	169.0	172.0	2:31.146	
8	1:00.313	77.5	53.226	81.1		126.3	126.3	3:00.053		18	47.356	126.0	47.663	78.6	56.549	169.5	177.6	2:31.568	
9	Out	98.0	48.706	90.1	1:00.267			5:06.203 P		19	48.989	117.1	46.906	75.8	57.794	169.5	171.4	2:33.689	
10	50.465	117.1	46.604	89.0	57.036	165.1	164.1	2:34.105		20									



Algarve Classic Festival 2016

Autódromo Internacional do Algarve

IBERIAN HISTORIC ENDURANCE

27 - 30 October 2016

Laps and Sector Times

Autodromo Internacional Algarve - 4652 mtr.

39 Delso-Miguel									Alfa Romeo GTA M										
lap	Sect-1	Speed	Sect-2	Speed	Sect-3	Speed	TopSpeed	laptime	pit	lap	Sect-1	Speed	Sect-2	Speed	Sect-3	Speed	Topspeed	laptime	pit
1	52.164	98.2	49.097	92.8	58.115	141.0	172.0	2:39.376		11	48.416	112.9	46.657	92.7	54.799	165.4	167.2	2:29.872	
2	48.852	112.1	47.576	89.6	57.711	167.7	169.5	2:34.139		12	47.770	123.4	45.732	102.5	56.261	171.2	173.1	2:29.763	
3	48.514	111.0	48.552	89.8	58.098	167.2	171.4	2:35.164		13	49.733	120.8	46.647	92.0	55.041	153.6	160.0	2:31.421	
4	51.460	101.6	49.304	87.4	59.058	168.2	141.7	2:39.822		14	48.465	125.0	46.041	95.9	54.882	170.3	176.5	2:29.388	
5	51.327	108.5	48.683	87.2	1:02.426	160.0	160.2	2:42.436		15	46.882	130.1	45.568	94.9	56.058	168.2	174.8	2:28.508	
6	1:04.242	67.0	54.957	75.4	1:04.793	129.8	92.7	3:03.992		16	47.241	127.5	45.749	87.1	55.622	157.9	164.6	2:28.612	
7	1:02.588	87.1	55.531	70.2	1:03.039	139.0	112.6	3:01.158		17	49.492	123.9	45.775	97.7	55.336	165.6	166.9	2:30.603	
8	1:00.259	81.6	53.270	78.8			124.1	120.1	2:59.571	18	48.172	126.6	46.767	95.6	55.771	164.1	163.9	2:30.710	
9	Out	107.8	51.095	89.1	1:04.173			5:05.911	P	19	49.859	122.7	47.663	93.4	55.066	162.4	165.6	2:32.588	
10	49.682	118.9	47.748	95.3	54.911	145.9	156.1	2:32.341		20									

42 António Gutierrez									Porsche 911 2.3 S/T										
lap	Sect-1	Speed	Sect-2	Speed	Sect-3	Speed	TopSpeed	laptime	pit	lap	Sect-1	Speed	Sect-2	Speed	Sect-3	Speed	Topspeed	laptime	pit
1	48.670	134.7	45.187	95.7	54.954	137.6	177.9	2:28.811		11	44.773	150.8	43.382	92.8	53.066	177.9	201.1	2:21.221	
2	44.919	129.8	43.299	88.9	54.328	177.3	198.2	2:22.546		12	45.509	135.3	43.146	91.9	54.302	179.4	201.5	2:22.957	
3	45.233	131.7	44.337	86.7	54.131	178.2	203.4	2:23.701		13	44.355	127.2	45.293	95.4	54.421	178.8	200.7	2:24.069	
4	45.369	111.3	46.656	89.9	58.082	178.2	201.9	2:30.107		14	45.224	133.2	44.200	91.1	53.998	175.9	197.4	2:23.422	
5	51.367	110.3	47.274	98.0	56.426	126.2	136.0	2:35.067		15	44.805	120.7	44.328	95.1	55.021	174.5	197.1	2:24.154	
6	49.342	104.4	45.941	91.8	1:01.737	172.5	156.7	2:37.020		16	44.410	141.9	44.015	91.1	57.669	175.0	197.8	2:26.094	
7	56.760	78.0	52.454	83.2	1:00.881	139.5	129.7	2:50.095		17	45.349	127.4	44.582	89.0	55.252	170.6	191.2	2:25.183	
8	1:02.484	64.8	1:03.257	51.8			165.4	135.0	3:26.399	18	44.819	138.6	44.114	86.3	57.061	172.0	195.7	2:25.994	
9	Out	125.3	44.151	93.1	54.385			4:07.811	P	19	47.438	99.2	45.286	87.6	55.522	168.2	192.5	2:28.246	
10	51.473	95.7	47.836	88.0	55.402	175.0	133.2	2:34.711		20	46.664	137.1	45.057	85.8	56.450	171.7	191.8	2:28.171	

44 Carvalhosa-Dal Maso									Porsche 911-S SWB										
lap	Sect-1	Speed	Sect-2	Speed	Sect-3	Speed	TopSpeed	laptime	pit	lap	Sect-1	Speed	Sect-2	Speed	Sect-3	Speed	Topspeed	laptime	pit
1	52.231	119.7	47.152	91.4	56.728	144.4	155.6	2:36.111		11	46.254	119.9	44.769	94.5	54.371	181.8	196.4	2:25.394	
2	47.913	111.9	46.569	94.4	56.044	177.6	197.1	2:30.526		12	46.389	123.1	44.731	97.8	54.634	183.7	197.1	2:25.754	
3	46.856	115.9	45.608	92.8	56.019	181.5	204.2	2:28.483		13	46.232	112.7	44.686	98.7	54.847	184.3	202.2	2:25.765	
4	46.986	110.7	47.277	93.0	55.358	183.1	204.9	2:29.621		14	45.885	119.7	44.773	103.5	54.575	184.0	195.3	2:25.233	
5	1:01.622	63.0	56.844	74.0	1:06.045	168.8	105.4	3:04.511		15	46.885	127.2	46.791	90.8	55.671	178.8	190.5	2:29.347	
6	1:03.878	70.6	54.548	72.6	1:05.395	105.7	103.0	3:03.821		16	44.968	127.7	44.528	93.1	55.257	184.6	200.0	2:24.753	
7	1:02.435	85.4	55.409	70.4	1:02.293	112.4	119.9	3:00.137		17	45.972	123.6	44.105	100.9	55.290	181.5	196.0	2:25.367	
8	1:00.558	84.7	53.337	80.2		119.5	109.0	2:59.940		18	44.919	128.0	45.998	93.2	56.781	184.9	196.0	2:27.698	
9	Out	106.7	48.799	90.1	57.734			4:35.640	P	19	47.582	117.0	48.631	90.0	1:00.594	178.2	190.5	2:36.807	
10	48.808	111.2	46.161	76.3	55.347	167.2	164.4	2:30.316		20	47.919	119.5	46.870	91.7	56.501	176.5	175.9	2:31.290	

45 Jos Stevens									Lotus Elan 26R										
lap	Sect-1	Speed	Sect-2	Speed	Sect-3	Speed	TopSpeed	laptime	pit	lap	Sect-1	Speed	Sect-2	Speed	Sect-3	Speed	Topspeed	laptime	pit
1	46.895	110.3	44.783	91.8	53.818	161.9	182.1	2:25.496		12	43.294	115.5	41.883	93.7	52.121	194.9	203.0	2:17.298	
2	43.877	123.3	41.499	91.5	51.793	192.5	204.2	2:17.169		13	43.127	125.6	41.025	92.7	51.671	197.4	196.7	2:15.823	
3	43.170	117.3	41.752	81.3	51.353	195.7	200.0	2:16.275		14	42.596	123.9	41.187	84.0	52.350	195.3	205.3	2:16.133	
4	43.411	120.4	43.751	83.1	54.735	195.3	196.0	2:21.897		15	43.517	124.9	42.446	86.1	52.017	195.3	204.2	2:17.980	
5	44.421	114.6	48.635	72.0	1:04.990	190.1	188.5	2:38.046		16	42.734	123.7	42.020	85.7	53.009	194.9	206.1	2:17.763	
6	55.449	89.3	53.084	85.1	1:04.517	136.0	124.6	2:53.050		17	43.582	124.7	41.560	83.3	51.644	198.2	204.5	2:16.786	
7	56.677	78.7	51.691	71.0	1:02.196	140.4	128.3	2:50.564		18	42.812	124.1	42.341	77.2	52.051	195.7	203.8	2:17.204	
8	1:01.760	87.0	1:03.124	57.3		137.1	134.3	3:24.928		19	42.806	126.3	41.452	85.4	52.241	197.8	205.3	2:16.499	
9	Out	111.7	43.746	77.0	53.427			4:09.167	P	20	43.727	126.6	43.962	78.6	53.854	197.1	206.5	2:21.543	
10	53.184	97.9	47.604	82.6	54.426	172.2	123.0	2:35.214		21	44.336	124.3	42.447	82.3	52.684	194.6	200.4	2:19.467	
11	42.707	120.7	41.488	91.6	52.486	196.0	200.0	2:16.681		22									

46 Bob Stevens									Lotus Elan 26R										
lap	Sect-1	Speed	Sect-2	Speed	Sect-3	Speed	TopSpeed	laptime	pit	lap	Sect-1	Speed	Sect-2	Speed	Sect-3	Speed	Topspeed	laptime	pit
1	49.921	100.1	45.339	86.0	53.508	146.1	168.8	2:28.768		11	45.153	110.8	43.702	87.3	53.011	188.5	187.8	2:21.866	
2	45.858	111.7	43.896	90.5	52.824	179.4	175.0	2:22.578		12	45.435	115.1	43.667	83.5	53.456	184.0	177.0	2:22.558	
3	45.182	109.6	44.150	108.1	53.809	191.8	192.5	2:23.141		13	45.802	112.6	45.073	81.4	54.872	181.5	173.4	2:25.747	
4	46.013	96.9	54.357	73.9	1:05.278	190.1	187.2	2:45.648		14	45.046	118.8	43.712	88.5	52.807	181.8	186.2	2:21.565	
5	1:04.581	75.9	56.423	75.5	1:06.930	110.8	107.0	3:07.934		15	44.786	121.3	44.217	89.7	52.884	187.5	179.7	2:21.887	
6	1:02.964	89.0	55.475	74.6	1:05.507	109.8	117.5	3:03.946		16	44.637	121.5	43.567	91.0	52.924	186.9	189.5	2:21.128	
7	1:01.145	83.6	55.143	66.0	1:03.436	100.1	116.6	2:59.724		17	45.898	104.7	44.048	84.5	52.895	185.9	170.9	2:22.841	
8	59.642	88.9	53.592	76.7		116.6	114.4	2:56.886		18	44.693	119.5	42.469	82.2	52.511	187.2	178.8	2:19.673	
9	Out	111.0	45.594	86.0	53.972			4:12.692	P	19	43.993	122.9	42.994	86.6	53.091	190.5	189.8	2:20.078	
10	47.446	90.8	47.119	87.3	53.433	182.1	175.3	2:27.998		20	45.745	113.8	45.701	75.3	55.365	183.1	183.4	2:26.811	

Algarve Classic Festival 2016

Autódromo Internacional do Algarve

IBERIAN HISTORIC ENDURANCE

27 - 30 October 2016

Laps and Sector Times

Autodromo Internacional Algarve - 4652 mtr.

47 Jorge Guimarães										Volvo 121									
lap	Sect-1	Speed	Sect-2	Speed	Sect-3	Speed	TopSpeed	laptime	pit	lap	Sect-1	Speed	Sect-2	Speed	Sect-3	Speed	Topspeed	laptime	pit
1	53.976	112.0	48.159	<u>95.3</u>	58.009	141.7	157.7	2:40.144		3	<u>49.228</u>	<u>117.3</u>	<u>47.384</u>	89.0	<u>57.488</u>	163.4	<u>174.5</u>	<u>2:34.100</u>	
2	49.251	111.1	47.466	92.3	58.220	157.9	166.7	2:34.937		4	51.484	112.4	52.090	83.2	1:03.188	<u>165.6</u>	159.8	2:46.762	

62 Correa-Fernandes										Ford Capri 3000 GT									
lap	Sect-1	Speed	Sect-2	Speed	Sect-3	Speed	TopSpeed	laptime	pit	lap	Sect-1	Speed	Sect-2	Speed	Sect-3	Speed	Topspeed	laptime	pit
1			48.024	86.6	57.400					11	Out	140.6	43.261	<u>103.3</u>	53.154			4:47.708	P
2	47.856	106.9	44.841	91.4	54.843	177.3	182.4	2:27.540		12	<u>43.883</u>	128.7	43.096	94.4	52.887	182.1	<u>187.8</u>	2:19.866	
3	47.384	117.4	46.139	94.1	54.833	180.9	186.2	2:28.356		13	44.626	128.0	42.947	94.9	<u>52.307</u>	180.9	187.5	2:19.880	
4	48.562	102.8	47.619	78.4	57.744	180.6	170.3	2:33.925		14	44.832	135.2	43.451	96.0	53.137	<u>183.4</u>	184.0	2:21.420	
5	50.256	110.4	50.826	75.8	1:05.478	163.4	154.3	2:46.560		15	44.432	<u>143.0</u>	43.219	99.8	53.457	179.7	181.2	2:21.108	
6	1:04.257	67.0	54.584	76.5	1:04.875	110.7	100.0	3:03.716		16	44.058	136.2	<u>42.767</u>	89.2	52.317	181.8	184.0	<u>2:19.142</u>	
7	1:02.750	85.4	55.688	70.3	1:02.943	134.3	119.5	3:01.381		17	44.606	137.8	43.353	91.8	52.585	180.3	184.9	2:20.544	
8	59.867	81.8	53.115	78.7	1:04.046	118.3	124.3	2:57.028		18	44.701	131.1	42.811	97.3	52.640	180.6	182.1	2:20.152	
9	54.613	89.4	54.026	79.8	1:02.977	128.7	127.8	2:51.616		19	45.825	135.3	44.610	94.4	53.303	181.2	184.9	2:23.738	
10	53.308	113.0	48.434	86.1	125.4	145.2	2:41.870			20	44.735	127.1	43.536	97.2	53.301	182.1	184.9	2:21.572	

63 Martinez-Fuster										Porsche 911 3.0 RS									
lap	Sect-1	Speed	Sect-2	Speed	Sect-3	Speed	TopSpeed	laptime	pit	lap	Sect-1	Speed	Sect-2	Speed	Sect-3	Speed	Topspeed	laptime	pit
1	44.719	131.2	39.961	<u>97.6</u>	<u>48.309</u>	137.6	189.5	2:12.989		12	41.278	166.2	41.425	88.4	49.715	190.5	213.9	2:12.418	
2	<u>40.120</u>	139.0	<u>39.274</u>	85.4	48.776	<u>201.1</u>	<u>223.1</u>	<u>2:08.170</u>		13	42.108	150.2	40.475	87.2	50.269	195.3	218.2	2:12.852	
3	40.607	138.5	39.609	86.3	48.690	199.3	220.0	2:08.906		14	40.786	162.2	39.868	88.2	50.709	193.2	216.9	2:11.363	
4	40.470	138.8	39.491	89.7	49.478	198.2	220.0	2:09.439		15	42.494	146.5	42.089	83.4	49.850	190.1	215.1	2:14.433	
5	1:02.680	104.5	42.906	83.7	52.281	193.9	166.7	2:37.867		16	41.450	139.0	41.707	89.0	50.194	192.9	218.6	2:13.351	
6	48.670	94.2	48.319	81.0	1:01.299	180.6	190.1	2:38.288		17	41.346	<u>168.5</u>	42.505	88.2	49.730	194.6	218.2	2:13.581	
7	1:10.662	68.1	1:02.802	66.2	1:17.139	138.6	103.5	3:30.603		18	42.483	145.4	40.426	86.1	49.497	194.6	215.6	2:12.406	
8	1:13.703	77.8	1:02.461	50.9	1:27.258	71.3	91.3	3:43.422		19	41.703	152.5	40.902	84.2	52.319	194.6	217.7	2:14.924	
9	1:14.006	89.9	51.294	66.4		79.8	111.2	3:15.318		20	42.029	146.3	40.959	86.1	50.503	191.8	215.6	2:13.491	
10	Out	105.7	44.664	82.6	50.872			4:28.954	P	21	42.102	150.8	41.411	88.8	51.334	189.1	213.0	2:14.847	
11	41.849	151.3	40.075	91.9	51.643	187.8	209.7	2:13.567		22									

67 Sardinha-Simões										Alfa Romeo GTA									
lap	Sect-1	Speed	Sect-2	Speed	Sect-3	Speed	TopSpeed	laptime	pit	lap	Sect-1	Speed	Sect-2	Speed	Sect-3	Speed	Topspeed	laptime	pit
1	51.799	126.6	48.105	89.7	57.849	141.5	171.2	2:37.753		11	52.406	118.3	50.697	79.2	58.588	162.4	144.0	2:41.691	
2	<u>49.032</u>	122.6	<u>47.602</u>	95.2	<u>56.902</u>	162.9	<u>183.7</u>	<u>2:33.543</u>		12	50.640	111.8	49.307	81.8	59.596	159.3	175.9	2:39.543	
3	49.104	124.7	47.870	88.7	58.390	160.7	182.4	2:35.364		13	50.229	113.8	50.778	85.0	58.756	161.9	178.5	2:39.763	
4	51.998	106.6	52.260	87.7	58.048	158.6	152.8	2:42.306		14	50.312	114.9	53.756	87.0	59.731	162.2	166.9	2:43.799	
5	49.127	120.8	48.293	83.3	1:01.848	161.9	177.3	2:39.268		15	50.240	116.5	49.401	77.5	59.092	159.3	173.1	2:38.733	
6	1:05.170	72.2	54.456	65.3	1:04.494	126.5	95.7	3:04.120		16	51.240	117.5	51.115	86.3	58.126	158.6	175.0	2:40.481	
7	1:03.204	87.8	55.299	68.1	1:02.275	132.7	104.9	3:00.778		17	50.346	<u>128.3</u>	49.808	84.8	58.726	161.2	160.2	2:38.880	
8	1:00.996	75.9	53.711	74.2		128.1	110.4	3:00.821		18	50.429	124.9	49.342	80.4	58.121	160.5	177.0	2:37.892	
9	Out	110.4	50.668	95.8	1:02.539			5:04.043	P	19	50.701	125.0	48.893	87.2	58.665	<u>164.4</u>	180.6	2:38.259	
10	53.669	121.3	49.107	<u>98.5</u>	59.966	161.2	150.4	2:42.742		20									

70 Guimarães-Melo										Lotus Elan Sprint									
lap	Sect-1	Speed	Sect-2	Speed	Sect-3	Speed	TopSpeed	laptime	pit	lap	Sect-1	Speed	Sect-2	Speed	Sect-3	Speed	Topspeed	laptime	pit
1	47.157	136.4	42.965	97.6	52.008	126.3	177.0	2:22.130		11	42.298	132.2	41.933	90.8	52.010	190.5	203.0	2:16.241	
2	44.010	129.8	42.146	<u>99.8</u>	51.678	195.3	208.5	2:17.834		12	<u>41.953</u>	<u>143.0</u>	41.055	95.6	51.612	192.2	208.1	<u>2:14.620</u>	
3	42.686	128.1	41.449	<u>99.8</u>	51.520	195.7	213.0	2:15.655		13	42.512	134.2	41.567	94.2	51.962	191.8	201.5	2:16.041	
4	42.251	137.1	42.097	96.1	53.966	<u>197.1</u>	<u>216.9</u>	2:18.314		14	44.228	137.4	<u>40.484</u>	94.6	51.989	191.5	204.2	2:16.701	
5	50.546	93.9	50.601	73.7	1:05.086	161.0	140.3	2:46.233		15	42.081	131.1	49.389	89.8	52.581	191.2	211.8	2:24.051	
6	55.546	88.5	52.851	79.3	1:05.013	144.0	140.8	2:53.410		16	42.797	123.1	42.045	92.6	53.550	179.7	208.5	2:18.392	
7	56.264	93.0	52.030	73.8	1:02.336	137.6	145.7	2:50.630		17	43.369	123.0	42.374	83.4	51.756	186.9	208.1	2:17.499	
8	1:00.848	72.5	1:03.552	60.0	1:23.342	145.2	131.2	3:27.742		18	43.134	132.7	41.009	87.3	<u>51.252</u>	192.5	194.6	2:15.395	
9	1:14.705	79.4	53.661	79.2		96.4	102.6	3:16.618		19	42.856	124.1	42.572	87.2	51.996	192.5	208.5	2:17.424	
10	Out	106.2	43.211	89.9	51.697			4:42.874	P	20	42.926	130.9	41.689	94.2	52.500	191.2	198.5	2:17.115	

73 Gaspar-Santos										Datsun 1200									
lap	Sect-1	Speed	Sect-2	Speed	Sect-3	Speed	TopSpeed	laptime	pit	lap	Sect-1	Speed	Sect-2	Speed	Sect-3	Speed	Topspeed	laptime	pit
1	Out	81.4	1:00.655	67.7	1:10.775			3:15.639		7	58.250	107.5	<u>53.994</u>	83.5	1:03.778	117.0	126.6	<u>2:56.022</u>	
2	1:03.555	87.4	59.444	68.6	1:09.432	108.3	114.2	3:12.431		8	<u>57.793</u>	107.8	54.166	77.5	120.4		126.2	2:56.854	
3	1:01.760	92.4	1:00.277	75.6	1:07.738	111.1	117.3	3:09.775		9	Out	94.2	59.253	75.4	1:03.590			5:55.368	P

Algarve Classic Festival 2016

Autódromo Internacional do Algarve

IBERIAN HISTORIC ENDURANCE

27 - 30 October 2016

Laps and Sector Times

Autodromo Internacional Algarve - 4652 mtr.

4	1:02.917	96.5	56.911	74.3	1:08.217	107.2	112.9	3:08.045	10	58.800	<u>107.9</u>	55.362	76.4	<u>1:02.720</u>	<u>123.3</u>	<u>130.8</u>	2:56.882
5	1:01.832	99.9	55.771	78.5	1:05.956	112.6	116.5	3:03.559	11	58.832	100.3	56.423	71.7	1:08.716	117.6	127.7	3:03.971
6	1:00.563	105.2	54.729	81.5	1:04.706	109.2	118.4	2:59.998	12	58.695	99.2	55.562	<u>88.3</u>		119.6	130.1	3:02.643

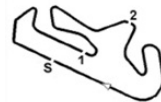
76 Rezende-Pais do Amaral									Porsche 911 3.0 RS										
lap	Sect-1	Speed	Sect-2	Speed	Sect-3	Speed	TopSpeed	laptime	pit	lap	Sect-1	Speed	Sect-2	Speed	Sect-3	Speed	Topspeed	laptime	pit
1	43.807	133.5	41.424	100.5	51.172	138.8	198.9	2:16.403		12	41.016	140.4	40.381	97.4	50.745	196.7	224.5	2:12.142	
2	<u>40.553</u>	137.1	<u>39.708</u>	100.2	50.155	<u>203.4</u>	<u>230.3</u>	<u>2:10.416</u>		13	42.033	132.4	41.256	97.4	51.391	191.5	222.7	2:14.680	
3	41.155	134.8	40.865	89.9	<u>50.002</u>	196.7	225.0	2:12.022		14	41.976	145.4	40.610	<u>102.1</u>	50.863	185.9	216.9	2:13.449	
4	40.801	144.0	39.855	89.3	1:02.189	199.6	227.8	2:22.845		15	41.132	144.2	40.443	89.0	50.611	196.7	224.5	2:12.186	
5	56.068	100.9	54.610	74.3	1:05.061	134.0	142.3	2:55.739		16	40.734	141.2	39.883	99.0	51.521	194.9	223.6	2:12.138	
6	56.052	101.9	52.431	81.9	1:05.399	140.3	158.6	2:53.882		17	41.584	<u>153.2</u>	40.113	92.2	50.603	193.5	222.2	2:12.300	
7	55.796	104.7	52.488	80.5	1:03.102	150.4	153.2	2:51.386		18	41.330	139.2	40.576	90.1	50.609	194.9	217.3	2:12.515	
8	1:00.285	76.8	1:03.346	59.9		143.4	138.8	3:23.188		19	40.962	148.8	40.529	92.2	50.393	196.0	224.1	2:11.884	
9	Out	101.1	46.442	80.4	57.351			4:47.247	P	20	42.172	137.2	41.559	88.5	51.298	197.4	222.7	2:15.029	
10	49.109	92.9	45.485	78.3	51.242	169.3	176.2	2:25.836		21	41.941	143.4	40.819	96.6	51.287	193.9	222.2	2:14.047	
11	42.177	141.0	41.317	98.6	50.312	194.6	218.2	2:13.806		22									

85 Carlos Zorrilla-Moreno Garcia									Porsche 911 3.0 RS										
lap	Sect-1	Speed	Sect-2	Speed	Sect-3	Speed	TopSpeed	laptime	pit	lap	Sect-1	Speed	Sect-2	Speed	Sect-3	Speed	Topspeed	laptime	pit
1	45.763	138.3	42.530	90.6	51.445	137.2	190.8	2:19.738		11	45.763	122.4	45.044	83.4	56.327	170.6	199.6	2:27.134	
2	<u>41.790</u>	142.5	<u>40.671</u>	88.6	<u>51.288</u>	<u>193.9</u>	215.1	<u>2:13.749</u>		12	46.098	122.9	44.982	91.2	55.713	170.3	194.9	2:26.793	
3	42.419	143.8	40.963	90.9	51.661	192.9	<u>216.0</u>	2:15.043		13	45.970	117.9	44.194	85.5	55.544	172.0	193.2	2:25.708	
4	42.200	<u>152.1</u>	44.291	78.5	55.870	179.1	212.2	2:22.361		14	44.827	133.5	43.669	85.8	55.341	173.6	200.7	2:23.837	
5	49.196	111.1	52.265	76.4	1:05.464	176.5	143.4	2:46.925		15	44.624	131.2	43.016	89.5	55.515	176.8	197.1	2:23.155	
6	55.483	103.0	52.162	81.1	1:05.703	137.8	147.9	2:53.348		16	44.727	137.6	44.488	92.6	55.243	174.5	203.0	2:24.458	
7	56.246	93.1	52.018	77.9	1:02.741	146.9	142.3	2:51.005		17	43.754	148.1	44.157	<u>94.5</u>	55.965	167.4	196.0	2:23.876	
8	1:00.694	75.6	1:03.554	53.3	1:23.728	138.3	148.4	3:27.976		18	44.267	132.8	43.008	90.7	54.171	179.4	199.6	2:21.446	
9	1:14.984	79.4	53.467	80.6		81.8	107.6	3:15.368		19	50.533	122.7	44.465	84.4	55.953	173.4	204.5	2:30.951	
10	Out	115.5	46.347	81.7	56.688			4:52.492	P	20	46.445	131.4	44.048	87.2	56.501	173.9	203.8	2:26.994	

88 Lopez-Rodriguez									Porsche 911 3.0 RS										
lap	Sect-1	Speed	Sect-2	Speed	Sect-3	Speed	TopSpeed	laptime	pit	lap	Sect-1	Speed	Sect-2	Speed	Sect-3	Speed	Topspeed	laptime	pit
1	44.201	128.3	39.121	94.2	49.238	146.1	199.3	2:12.560		11	41.579	<u>145.4</u>	39.912	91.6	58.281	208.9	216.4	2:19.772	
2	39.603	140.8	38.493	94.2	48.952	207.7	<u>221.8</u>	<u>2:07.048</u>		12	43.446	133.7	40.548	97.8	51.304	208.1	210.1	2:15.298	
3	39.885	135.8	38.852	96.4	<u>48.724</u>	208.5	218.2	2:07.461		13	42.138	126.2	40.554	95.1	50.609	202.2	216.4	2:13.301	
4	<u>39.552</u>	144.4	<u>37.942</u>	98.5	53.035	204.2	219.5	2:10.529		14	42.118	138.1	40.687	98.9	51.132	201.5	208.1	2:13.937	
5	1:03.861	116.9	41.851	85.2	52.748	170.1	156.7	2:38.460		15	42.536	131.1	42.183	101.9	51.712	205.7	210.5	2:16.431	
6	49.357	97.8	48.523	83.9	1:01.452	181.5	192.5	2:39.332		16	42.506	135.8	41.439	99.8		200.7	198.9	2:19.737	
7	1:10.459	71.8	1:02.305	65.5	1:16.876	129.2	98.2	3:29.640		17	Out	124.9	42.541	91.1	54.792			2:44.904	P
8	1:14.160	74.3	1:02.587	56.0	1:27.463	77.0	92.9	3:44.210		18	42.011	124.7	41.352	85.0	50.922	201.5	213.9	2:14.285	
9	1:13.375	82.1	52.064	73.1		79.0	133.0	3:15.366		19	42.803	135.7	40.444	<u>103.2</u>	51.164	<u>210.9</u>	217.3	2:14.411	
10	Out	109.9	43.872	99.8	51.546			4:31.082	P	20	42.766	144.0	41.864	92.9	52.636	204.5	211.8	2:17.266	

93 Vasco Nina									Talbot Lotus										
lap	Sect-1	Speed	Sect-2	Speed	Sect-3	Speed	TopSpeed	laptime	pit	lap	Sect-1	Speed	Sect-2	Speed	Sect-3	Speed	Topspeed	laptime	pit
1	50.938	120.5	45.235	93.4	54.728	140.1	173.4	2:30.901		11	<u>45.918</u>	132.0	<u>44.224</u>	<u>99.6</u>	53.846	173.4	<u>186.2</u>	<u>2:23.988</u>	
2	47.994	122.7	48.151	91.0	54.116	172.5	184.6	2:30.261		12	46.522	121.8	45.755	98.3	55.903	165.4	184.9	2:28.180	
3	46.903	123.3	46.053	91.6	54.434	170.1	185.9	2:27.390		13	47.675	115.0	44.822	97.6	53.730	165.4	168.8	2:26.227	
4	49.176	<u>136.2</u>	45.309	93.8	54.293	169.3	178.5	2:28.778		14	46.656	134.2	45.428	92.9	53.734	166.9	176.8	2:25.818	
5	1:05.584	71.1	56.575	77.6	1:06.207	128.1	103.4	3:08.366		15	49.286	104.1	49.519	94.3	56.818	165.4	181.8	2:35.623	
6	1:03.642	79.5	54.983	71.6	1:04.875	106.4	111.1	3:03.500		16	50.633	116.4	49.066	90.6	55.961	146.9	144.0	2:35.660	
7	1:02.688	88.2	55.760	76.5	1:02.169	96.7	111.1	3:00.617		17	50.190	109.3	47.478	92.9	56.958	154.1	153.6	2:34.626	
8	1:00.523	90.8	52.958	74.9	1:03.457	119.3	115.5	2:56.938		18	52.843	111.0	50.026	83.6	59.091	147.7	141.0	2:41.960	
9	56.790	94.0	54.171	82.9		113.9	124.7	2:57.865		19	53.134	109.3	51.073	84.6	58.078	147.9	146.7	2:42.285	
10	Out	125.4	45.166	93.3	<u>53.107</u>			5:22.853	P	20									

101 Bart Uitervaal									Ford Mustang MK1										
lap	Sect-1	Speed	Sect-2	Speed	Sect-3	Speed	TopSpeed	laptime	pit	lap	Sect-1	Speed	Sect-2	Speed	Sect-3	Speed	Topspeed	laptime	pit
1	57.533	95.2	49.863	<u>100.4</u>	<u>57.317</u>	137.8	153.0	2:44.713		11	51.362	99.4	49.037	91.3	57.901	161.9	154.5	2:38.300	
2	49.448	103.5	48.780	91.3	58.199	<u>176.8</u>	164.9	2:36.427		12	51.988	100.3	51.621	78.3	1:02.058	168.0	161.7	2:45.667	
3	<u>49.086</u>	<u>108.7</u>	<u>47.212</u>	92.3	57.940	174.5	<u>166.9</u>	<u>2:34.238</u>		13	51.922	93.8	49.142	84.5	1:02.205	163.9	161.2	2:43.269	
4	51.221	96.3	51.143	84.5	1:02.162	165.4	155.6	2:44.526		14	51.576	103.3	49.609	76.4	1:02.568	161.7	153.6	2:43.753	
5	1:05.082	99.6	50.002	90.8	59.862	103.4	97.8	2:54.946		15	52.798	105.0	50.710	83.6	58.419	160.5	157.4	2:41.927	
6	51.007	104.3	51.552	75.7	1:07.076	163.1	151.9	2:49.635		16	50.322	98.9	49.865	83.7	58.759	167.4	159.5	2:38.946	



Algarve Classic Festival 2016

Autódromo Internacional do Algarve

IBERIAN HISTORIC ENDURANCE

27 - 30 October 2016

Laps and Sector Times

Autodromo Internacional Algarve - 4652 mtr.

7	56.926	80.6	54.167	70.6	1:02.894	141.2	136.4	2:53.987	17	52.691	86.9	50.765	83.3	165.6	160.2	2:46.102
8	1:01.808	93.6	52.669	67.8	1:02.947	143.2	99.9	2:57.424	18	Out	100.6	49.507	87.7	58.560		3:17.123 P
9	52.442	103.9	51.753	85.6		157.7	144.2	2:48.143	19	1:02.401	75.3	56.895	72.7	157.4	125.6	3:15.163
10	Out	102.6	48.615	76.6		59.990		4:15.679 P	20							

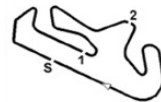
103 Luis Sousa Ribeiro									Ford Cortina Lotus										
lap	Sect-1	Speed	Sect-2	Speed	Sect-3	Speed	TopSpeed	laptime	pit	lap	Sect-1	Speed	Sect-2	Speed	Sect-3	Speed	Topspeed	laptime	pit
1	49.456	117.1	45.904	92.7	56.920	148.1	175.9	2:32.280		11	47.289	134.5	45.642	96.5	55.625	175.0	192.5	2:28.556	
2	48.189	128.4	46.030	96.3	56.322	166.7	176.8	2:30.541		12	47.364	130.1	46.195	88.3	55.874	174.8	193.9	2:29.433	
3	46.820	125.7	45.963	95.2	57.052	171.2	193.5	2:29.835		13	46.680	126.0	45.458	89.8	55.558	176.8	198.5	2:27.696	
4	48.342	116.4	49.534	84.8	56.832	178.5	187.8	2:34.708		14	46.582	132.7	45.628	93.3	56.155	175.9	196.4	2:28.365	
5	59.275	64.9	56.877	73.0	1:05.778	172.0	142.9	3:01.930		15	46.922	130.8	47.722	96.2	55.900	170.9	183.7	2:30.544	
6	1:04.130	67.7	54.529	71.9	1:05.148	108.8	106.8	3:03.807		16	46.750	135.8	44.845	90.9	55.856	176.5	197.4	2:27.451	
7	1:02.633	84.5	55.480	70.8	1:02.135	114.8	123.1	3:00.248		17	46.697	130.1	45.539	96.7	55.582	169.0	193.9	2:27.818	
8	1:00.585	83.1	53.381	78.6		117.6	113.4	3:00.372		18	46.769	143.2	46.763	84.5	56.048	176.5	195.7	2:29.580	
9	Out	127.8	46.462	95.5	56.404			4:19.438 P		19	47.668	122.2	46.806	90.3	57.724	173.1	195.3	2:32.198	
10	50.632	126.5	45.432	99.3	56.558	171.4	183.1	2:32.622		20	47.261	136.4	46.983	91.7	56.410	173.6	193.9	2:30.654	

104 Luis Gama Rocha									Ford Cortina Lotus MK1										
lap	Sect-1	Speed	Sect-2	Speed	Sect-3	Speed	TopSpeed	laptime	pit	lap	Sect-1	Speed	Sect-2	Speed	Sect-3	Speed	Topspeed	laptime	pit
1	52.228	115.4	49.610	93.9	57.689	142.7	163.6	2:39.527		11	47.937	131.7	46.339	81.7	56.660	158.6	175.3	2:30.936	
2	50.870	118.3	49.427	85.4	57.835	170.1	179.1	2:38.132		12	46.815	127.7	46.260	74.6	56.744	172.2	189.8	2:29.819	
3	48.256	128.9	49.213	88.1	56.887	166.2	176.5	2:34.356		13	47.084	121.5	48.013	81.1	58.084	172.8	186.5	2:33.181	
4	51.421	120.8	51.288	81.1	58.002	171.2	163.9	2:40.711		14	47.199	121.5	48.314	81.1	56.273	175.0	187.2	2:31.786	
5	48.872	121.9	48.872	83.4	1:01.635	153.8	172.5	2:39.379		15	47.628	132.8	46.964	84.0	56.645	176.2	186.9	2:31.237	
6	1:05.487	76.4	54.262	62.5	1:04.426	134.0	95.4	3:04.175		16	47.619	124.0	47.761	79.6	56.728	176.5	184.0	2:32.108	
7	1:03.502	91.8	55.147	64.4	1:02.217	125.3	103.0	3:00.866		17	47.653	131.5	46.202	90.8	55.714	173.1	182.4	2:29.569	
8	1:01.494	90.5	53.745	69.3		134.3	99.0	3:03.093		18	47.702	120.3	47.089	96.5	56.308	175.9	196.0	2:31.099	
9	Out	110.8	48.855	85.2	58.274			4:27.618 P		19	47.581	129.3	47.227	80.5	56.531	177.0	178.8	2:31.339	
10	48.646	113.6	47.242	81.3	57.968	170.9	165.6	2:33.856		20									

108 Bradshaw-Bradshaw									Lotus Elan 26R										
lap	Sect-1	Speed	Sect-2	Speed	Sect-3	Speed	TopSpeed	laptime	pit	lap	Sect-1	Speed	Sect-2	Speed	Sect-3	Speed	Topspeed	laptime	pit
1	48.425	133.7	45.127	91.8	53.746	135.0	185.6	2:27.298		2	45.230	115.0	43.954	95.2	54.231	189.8	195.3	2:23.415	

110 Michiel Campagne									Chevrolet Corvette										
lap	Sect-1	Speed	Sect-2	Speed	Sect-3	Speed	TopSpeed	laptime	pit	lap	Sect-1	Speed	Sect-2	Speed	Sect-3	Speed	Topspeed	laptime	pit
1	44.730	126.6	39.774	102.2	50.295	141.0	189.5	2:14.799		12	44.482	119.6	40.930	88.5	50.655	219.5	188.8	2:16.067	
2	40.363	126.2	38.482	101.2	50.383	217.3	221.3	2:09.228		13	42.257	117.5	42.592	89.6	52.181	220.9	224.5	2:17.030	
3	40.846	124.1	39.133	99.8	49.293	216.4	225.0	2:09.272		14	42.339	124.1	41.356	89.0	51.486	208.1	214.3	2:15.181	
4	40.301	135.3	39.648	99.7	50.814	218.6	226.4	2:10.763		15	42.415	123.0	41.265	91.4	51.261	220.4	221.8	2:14.941	
5	56.861	92.5	42.999	87.0	51.946	208.5	194.9	2:31.806		16	41.907	126.2	40.935	98.0	51.152	215.1	212.6	2:13.994	
6	49.002	84.3	48.486	81.4	1:00.769	184.9	180.6	2:38.257		17	42.107	121.8	40.958	90.2	51.356	218.6	220.4	2:14.421	
7	1:11.136	67.0	1:02.433	60.4	1:17.035	140.3	94.8	3:30.604		18	42.741	120.5	41.486	95.1	50.973	214.3	213.9	2:15.200	
8	1:14.342	75.2	1:02.305	52.1		69.9	87.3	3:42.001		19	42.610	112.9	41.524	92.8	52.038	214.3	214.7	2:16.172	
9	Out	104.5	44.989	87.7	58.938			4:09.912 P		20	44.243	116.0	41.893	90.2		209.3	201.9	2:24.524	
10	52.504	106.1	47.620	86.2	54.642	136.4	138.6	2:34.766		21	Out	115.5	43.341	88.5	52.523			2:55.509 P	
11	42.616	121.2	41.398	95.4	51.289	213.4	209.7	2:15.303		22									

113 James Claridge									Lotus Elan										
lap	Sect-1	Speed	Sect-2	Speed	Sect-3	Speed	TopSpeed	laptime	pit	lap	Sect-1	Speed	Sect-2	Speed	Sect-3	Speed	Topspeed	laptime	pit
1	48.655	125.3	45.894	92.9	54.105	140.1	177.3	2:28.654		11	43.157	131.4	42.639	95.2	53.162	190.1	204.2	2:18.958	
2	43.504	115.3	42.249	97.2	51.853	186.5	200.7	2:17.606		12	43.285	135.7	41.856	90.5	52.344	190.8	200.7	2:17.485	
3	1:05.235	114.4	42.877	92.9	52.676	187.8	201.9	2:40.788		13	43.882	126.2	42.957	87.7	52.987	191.5	206.5	2:19.826	
4	43.512	120.8	51.012	73.9	1:05.112	187.8	206.1	2:39.636		14	43.505	111.0	42.759	87.1	52.422	187.8	200.0	2:18.686	
5	1:04.675	73.4	56.491	71.8	1:06.819	115.6	111.0	3:07.985		15	43.039	127.1	43.312	99.8	53.087	193.9	208.5	2:19.438	
6	1:03.244	73.6	55.220	72.6	1:05.334	112.7	115.5	3:03.798		16	43.503	129.8	42.046	92.2	52.279	188.5	198.5	2:17.828	
7	1:01.476	81.5	54.797	66.5	1:03.632	101.7	115.0	2:59.905		17	42.796	127.4	50.581	90.2	52.895	191.2	213.4	2:26.272	
8	1:00.136	86.1	53.305	75.9		114.4	115.9	2:57.697		18	44.153	120.7	43.076	88.6		188.8	184.6	2:21.898	
9	Out	119.5	43.551	90.9	53.909			4:02.622 P		19	Out	124.3	43.439	90.1	54.630			2:46.348 P	
10	43.679	129.7	43.070	96.8	52.059	187.2	189.8	2:18.808		20	45.049	128.4	43.424	86.8	53.854	190.8	188.5	2:22.327	



Algarve Classic Festival 2016

Autódromo Internacional do Algarve

IBERIAN HISTORIC ENDURANCE

27 - 30 October 2016

Laps and Sector Times

Autodromo Internacional Algarve - 4652 mtr.

117 Frits Campagne									Ford Falcon										
lap	Sect-1	Speed	Sect-2	Speed	Sect-3	Speed	TopSpeed	laptime	pit	lap	Sect-1	Speed	Sect-2	Speed	Sect-3	Speed	Topspeed	laptime	pit
1	46.159	126.8	44.493	89.3	55.254	156.1	187.8	2:25.906		11	44.827	122.2	43.933	87.4	51.842	192.2	188.8	2:20.602	
2	46.458	128.7	42.816	92.2	53.215	194.9	175.9	2:22.489		12	44.595	119.2	43.012	<u>97.6</u>	52.638	195.3	188.8	2:20.245	
3	46.773	120.1	43.913	90.0	52.896	187.8	177.3	2:23.582		13	44.893	123.0	42.564	87.7	53.277	193.5	192.2	2:20.734	
4	46.043	98.0	56.227	72.5	1:06.332	197.4	182.7	2:48.602		14	44.243	125.3	42.849	89.4	52.722	194.2	192.2	2:19.814	
5	1:04.200	82.9	56.232	72.0	1:07.397	108.9	106.0	3:07.829		15	44.682	<u>133.0</u>	43.650	87.3	52.587	195.3	193.5	2:20.919	
6	1:02.623	94.7	55.564	74.5	1:05.516	111.3	111.2	3:03.703		16	44.564	124.3	42.935	85.0	53.029	192.5	<u>196.7</u>	2:20.528	
7	1:01.215	95.7	54.678	78.0	1:04.253	108.0	112.4	3:00.146		17	44.797	130.1	42.911	86.7	52.512	193.2	189.8	2:20.220	
8	58.539	98.5	54.079	85.0		116.6	122.6	2:55.542		18	45.903	125.1	42.784	85.4	52.640	192.2	177.6	2:21.327	
9	Out	132.7	<u>42.454</u>	87.7	51.872			3:59.893	P	19	44.641	123.0	42.861	83.5	52.362	190.5	193.5	2:19.864	
10	<u>44.088</u>	122.7	42.493	90.8	<u>51.788</u>	<u>197.8</u>	193.9	<u>2:18.369</u>		20	45.488	123.4	44.298	85.9	53.270	193.2	187.2	2:23.056	

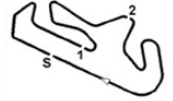
119 Georg Nolte									Bizzarrini 5300 GT										
lap	Sect-1	Speed	Sect-2	Speed	Sect-3	Speed	TopSpeed	laptime	pit	lap	Sect-1	Speed	Sect-2	Speed	Sect-3	Speed	Topspeed	laptime	pit
1	48.318	<u>127.8</u>	45.073	89.5	55.484	162.2	168.8	2:28.875		11	42.738	123.6	42.306	82.0	53.340	215.1	216.0	2:18.384	
2	44.651	122.6	43.546	90.0	53.213	198.5	185.9	2:21.410		12	44.792	123.9	42.472	84.9	53.458	208.5	214.7	2:20.722	
3	43.729	126.6	42.567	90.5	53.860	206.9	210.1	2:20.156		13	44.572	121.8	44.685	84.8	54.868	210.1	197.4	2:24.125	
4	44.260	124.0	43.623	81.5	1:08.158	209.3	209.7	2:36.041		14	44.960	123.9	<u>41.659</u>	91.4	<u>51.825</u>	209.3	207.7	2:18.444	
5	53.229	112.3	46.894	81.6	57.425	106.9	133.8	2:37.548		15	<u>42.199</u>	120.9	41.972	91.5	53.373	<u>217.7</u>	211.4	<u>2:17.544</u>	
6	46.796	115.6	46.005	83.1	1:00.499	202.2	182.7	2:33.300		16	44.483	127.7	43.840	<u>93.4</u>	52.915	211.8	175.6	2:21.238	
7	56.747	74.8	54.135	71.3	59.939	136.0	119.6	2:50.821		17	43.309	113.9	43.280	87.4	53.146	214.3	<u>220.4</u>	2:19.735	
8	1:01.099	63.2	1:04.143	49.0	1:19.660	171.7	131.9	3:24.902		18	43.564	124.0	43.635	83.2	54.612	216.0	214.7	2:21.811	
9	1:15.601	76.8	53.801	80.2		88.3	105.0	3:20.805		19	43.865	124.1	44.255	87.8	54.680	208.9	216.0	2:22.800	
10	Out	102.0	46.032	81.0	53.952			4:19.309	P	20	45.569	119.1	45.090	87.4	55.943	197.8	196.4	2:26.602	

120 Voyazides-Hadfield									Ford GT40										
lap	Sect-1	Speed	Sect-2	Speed	Sect-3	Speed	TopSpeed	laptime	pit	lap	Sect-1	Speed	Sect-2	Speed	Sect-3	Speed	Topspeed	laptime	pit
1	44.611	130.4	39.092	95.8	48.699	147.7	206.1	2:12.402		12	40.047	130.9	38.733	93.7	<u>47.697</u>	215.6	226.9	2:06.477	
2	39.273	143.4	38.357	99.1	48.724	221.8	223.1	2:06.354		13	40.075	142.1	38.164	94.0	48.309	224.5	222.7	2:06.548	
3	39.581	134.2	38.440	94.6	48.392	218.2	<u>234.8</u>	2:06.413		14	39.379	140.1	39.068	96.0	48.552	221.8	223.6	2:06.999	
4	39.711	134.2	39.056	96.3	52.812	218.6	230.3	2:11.579		15	39.232	145.2	38.569	96.7		225.0	226.9	2:08.497	
5	1:00.649	107.6	44.076	89.2	52.778	185.6	183.7	2:37.503		16	Out	142.5	37.886	94.5	47.751			2:32.262	P
6	49.306	104.5	49.029	81.1	1:01.229	188.2	198.9	2:39.564		17	40.494	145.2	<u>37.487</u>	99.1	48.186	220.0	228.8	2:06.167	
7	1:10.379	75.7	1:01.660	65.7	1:16.945	137.2	92.7	3:28.984		18	<u>38.699</u>	142.7	38.230	<u>99.4</u>	48.279	<u>225.9</u>	<u>234.8</u>	<u>2:05.208</u>	
8	1:14.535	72.0	1:02.697	54.6	1:27.099	85.9	81.1	3:44.331		19	38.945	143.2	38.659	96.1	48.984	220.0	<u>234.8</u>	2:06.588	
9	1:13.762	91.2	52.273	69.1		84.4	85.4	3:16.302		20	38.721	<u>148.4</u>	38.676	93.1	49.209	220.0	<u>234.8</u>	2:06.606	
10	Out	34.3	41.150	92.3	48.540			3:46.523	P	21	40.199	142.9	39.661	89.4	50.416	219.1	233.8	2:10.276	
11	39.156	136.9	38.145	98.0	47.984	217.7	234.3	2:05.285		22									

121 Rayment-Wheeler									MG B										
lap	Sect-1	Speed	Sect-2	Speed	Sect-3	Speed	TopSpeed	laptime	pit	lap	Sect-1	Speed	Sect-2	Speed	Sect-3	Speed	Topspeed	laptime	pit
1	51.131	109.5				135.0	166.4	2:33.047		11	Out	120.0	In	In				4:08.872	P
2	50.567	108.8				174.8	170.1	2:32.678		12	44.292	125.6			177.6	195.3	2:22.800		
3	46.938	112.9				177.3	186.5	2:28.863		13	<u>44.242</u>	128.1			180.0	192.9	<u>2:20.437</u>		
4	48.824	104.8				176.2	186.5	2:40.563		14	44.795	128.4			183.1	<u>196.7</u>	2:24.656		
5	53.385	78.4				147.5	150.4	2:55.464		15	46.056	124.0			181.2	192.9	2:24.444		
6	1:03.844	70.3				112.3	103.8	3:03.584		16	45.792	118.8			<u>183.7</u>	186.9	2:23.370		
7	1:02.659	87.5				123.0	117.5	3:01.461		17	44.379	128.6			182.1	187.8	2:20.932		
8	59.464	84.6				116.4	127.4	2:57.232		18	44.268	130.8			182.7	195.3	2:20.695		
9	54.020	90.6				138.6	135.7	2:50.912		19	45.393	122.0			181.8	195.3	2:25.034		
10	53.509	110.7				121.8	151.7	2:41.816		20	46.406	<u>131.7</u>			175.0	187.8	2:27.423		

125 Hilliard-Guess									Ginetta G10										
lap	Sect-1	Speed	Sect-2	Speed	Sect-3	Speed	TopSpeed	laptime	pit	lap	Sect-1	Speed	Sect-2	Speed	Sect-3	Speed	Topspeed	laptime	pit
1	50.566	115.0	<u>46.468</u>	<u>102.8</u>		142.1	<u>172.8</u>	2:37.314		4	Out	<u>118.6</u>	48.174	91.8	<u>55.877</u>			8:21.499	P
2	Out	104.7	50.872	94.2	59.411			4:05.589	P	5	52.319	91.4	1:01.484	48.0		144.2	142.7	3:13.706	
3	<u>50.129</u>	102.5	49.631	87.2	<u>161.0</u>		165.4	<u>2:47.064</u>		6									

130 Francisco Sanchez									MG Midget										
lap	Sect-1	Speed	Sect-2	Speed	Sect-3	Speed	TopSpeed	laptime	pit	lap	Sect-1	Speed	Sect-2	Speed	Sect-3	Speed	Topspeed	laptime	pit
1	54.804	119.1	48.578	88.9	57.311	146.1	<u>161.4</u>	2:40.693		11	50.288	112.3	46.303	92.2	55.273	161.7	158.1	2:31.864	
2	50.233	120.5	46.713	89.2	57.953	153.6	155.2	2:34.899		12	49.407	118.0	47.339	85.1	55.738	159.5	159.3	2:32.484	
3	49.606	112.1	47.535	87.9	57.221	159.8	<u>161.4</u>	2:34.362		13	48.307	120.1	<u>45.496</u>	89.0	55.499	<u>163.9</u>	160.0	2:29.302	



Algarve Classic Festival 2016

Autódromo Internacional do Algarve

IBERIAN HISTORIC ENDURANCE

27 - 30 October 2016

Laps and Sector Times

Autodromo Internacional Algarve - 4652 mtr.

4	52.073	105.2	52.228	85.4	1:02.553	161.9	156.1	2:46.854	14	47.955	<u>125.7</u>	45.732	83.3	<u>55.164</u>	161.4	159.1	<u>2:28.851</u>
5	1:00.744	103.2	47.290	83.3	1:00.930	99.9	99.5	2:48.964	15	<u>47.912</u>	119.5	46.221	79.6	55.405	159.8	157.9	2:29.538
6	52.243	87.9	56.769	69.8	1:07.094	135.7	155.6	2:56.106	16	48.228	114.0	46.460	76.7	56.146	158.8	156.7	2:30.834
7	55.522	79.4	54.927	67.8	1:02.372	144.4	151.7	2:52.821	17	48.074	109.6	47.026	77.3	57.699	158.8	159.3	2:32.799
8	1:01.665	88.2	53.447	66.7		142.9	93.8	3:03.914	18	48.569	110.1	46.474	83.8	55.852	156.3	157.7	2:30.895
9	Out	106.5	50.764	85.2	1:03.877			4:58.880 P	19	49.407	112.4	47.857	79.4	56.522	157.0	156.1	2:33.786
10	50.744	121.1	45.768	<u>94.8</u>	55.592	149.4	149.0	2:32.104	20								

133 Ribeiro-Freitas										Ford Escort RS 2000 MK2									
lap	Sect-1	Speed	Sect-2	Speed	Sect-3	Speed	TopSpeed	laptime	pit	lap	Sect-1	Speed	Sect-2	Speed	Sect-3	Speed	Topspeed	laptime	pit
1	48.004	124.9	43.971	96.0	54.121	142.9	175.9	2:26.096		11	<u>44.148</u>	<u>139.0</u>	42.702	103.8	53.187	177.3	192.9	2:20.037	
2	47.218	129.8	43.783	96.6	<u>52.350</u>	176.8	183.4	2:23.351		12	44.771	138.8	<u>42.671</u>	91.7	53.298	175.6	192.9	2:20.740	
3	45.416	125.9	43.012	<u>105.0</u>	53.161	<u>180.9</u>	<u>198.9</u>	2:21.589		13	45.707	133.8	43.345	95.4	54.212	178.2	192.5	2:23.264	
4	46.203	109.8	56.554	70.2	1:06.780	177.9	196.7	2:49.537		14	45.654	125.1	43.570	96.0	53.255	173.1	184.3	2:22.479	
5	1:03.729	89.4	56.370	75.2	1:06.173	109.4	110.1	3:06.272		15	44.898	133.2	43.790	95.0	53.302	175.9	186.9	2:21.990	
6	48.587	122.6	43.464	91.4	54.640	151.9	154.9	2:26.691		16	47.332	126.8	43.397	94.3	54.624	175.0	186.2	2:25.353	
7	45.479	126.9	44.258	88.7	55.658	170.1	179.1	2:25.395		17	46.204	122.6	45.034	92.0	55.605	168.8	183.4	2:26.843	
8	52.871	93.8	1:01.832	43.9		143.0	138.3	3:14.915		18	47.138	123.3	44.570	99.4		172.2	176.2	2:26.742	
9	Out	137.1	43.054	101.6	52.927			4:57.426 P		19	Out	130.8	43.941	94.7	53.889			2:49.537 P	
10	44.348	137.1	42.708	99.8	52.778	177.6	189.1	<u>2:19.834</u>		20	44.990	135.7	51.293	95.4	54.626	177.3	185.2	2:30.909	

136 Rob Bergmans										ISO Rivolta									
lap	Sect-1	Speed	Sect-2	Speed	Sect-3	Speed	TopSpeed	laptime	pit	lap	Sect-1	Speed	Sect-2	Speed	Sect-3	Speed	Topspeed	laptime	pit
1	45.826	132.0	42.885	88.8	51.510	152.3	189.1	2:20.221		11	<u>42.124</u>	132.5	<u>41.874</u>	80.7	52.024	206.5	224.1	<u>2:16.022</u>	
2	42.637	129.5	43.088	91.5	<u>51.329</u>	207.3	220.9	2:17.054		12	42.774	131.2	42.047	89.1	52.344	202.6	218.6	2:17.165	
3	42.322	121.5	42.707	87.0	52.659	<u>208.9</u>	214.7	2:17.688		13	42.223	<u>137.9</u>	42.997	87.9	52.608	205.7	209.7	2:17.828	
4	44.688	114.8	50.733	79.8		203.0	205.3	2:36.974		14	42.830	128.0	42.545	84.3	52.813	205.3	217.7	2:18.188	
5	Out	118.0	49.262	72.3	58.900			4:55.826 P		15	42.269	134.7	42.062	92.2	52.402	205.3	221.3	2:16.733	
6	47.593	115.8	49.105	61.5	1:16.902	188.5	171.4	2:53.600		16	42.253	128.3	42.373	<u>92.7</u>	52.914	206.9	224.1	2:17.540	
7	1:13.966	73.6	1:03.058	58.2	1:25.814	73.6	88.2	3:42.838		17	43.760	123.9	42.832	80.0	52.314	202.6	220.9	2:18.906	
8	1:14.309	84.7	51.457	69.0		82.8	111.6	3:16.036		18	42.696	123.7	42.850	79.1	53.102	203.8	214.7	2:18.648	
9	Out	119.6	42.485	89.3	51.984			3:56.894 P		19	43.546	127.1	43.498	88.2	52.855	205.3	208.5	2:19.899	
10	42.540	131.7	42.857	85.9	52.398	204.5	<u>229.3</u>	2:17.795		20	43.603	126.6	44.086	85.7	53.986	206.5	210.9	2:21.675	

159 Vaz-Soares										Datsun 1600 SSS 510									
lap	Sect-1	Speed	Sect-2	Speed	Sect-3	Speed	TopSpeed	laptime	pit	lap	Sect-1	Speed	Sect-2	Speed	Sect-3	Speed	Topspeed	laptime	pit
1	50.887	114.0	46.381	90.7	56.560	138.3	169.8	2:33.828		10	48.678	126.3	43.213	92.5	52.047	150.8	154.9	2:23.938	
2	49.731	121.1	46.642	89.4	55.185	167.7	167.4	2:31.558		11	44.534	130.4	43.830	93.5	51.736	174.2	186.2	2:20.100	
3	47.425	117.1	45.935	95.6	54.997	170.9	181.8	2:28.357		12	44.724	121.5	43.467	94.0	51.785	175.0	187.5	2:19.976	
4	49.061	112.3	46.853	90.8	54.660	170.3	181.2	2:30.574		13	44.499	128.9	43.951	92.1	53.270	176.2	187.8	2:21.720	
5	1:02.621	68.1	56.587	77.8	1:06.028	161.9	90.6	3:05.236		14	45.222	127.2	45.405	85.6	52.621	175.0	182.1	2:23.248	
6	1:03.920	74.8	54.850	72.9	1:04.783	104.4	111.0	3:03.553		15	44.679	119.5	<u>43.107</u>	94.5	<u>51.538</u>	174.8	183.4	<u>2:19.324</u>	
7	1:02.799	83.9	55.796	72.9	1:02.021	100.5	113.4	3:00.616		16	45.003	126.9	43.886	92.5	52.961	<u>177.9</u>	190.1	2:21.850	
8	1:00.664	88.8	52.874	75.2		118.8	116.5	2:58.423		17	<u>44.089</u>	<u>135.3</u>	43.884	<u>98.8</u>	51.567	173.4	188.2	2:19.540	
9	Out	114.6	49.080	90.0	1:03.761			5:12.357 P		18									

168 Garcia Lopez-Garcia Casares										Porsche 911 2.5 ST									
lap	Sect-1	Speed	Sect-2	Speed	Sect-3	Speed	TopSpeed	laptime	pit	lap	Sect-1	Speed	Sect-2	Speed	Sect-3	Speed	Topspeed	laptime	pit
1	47.738	119.6				135.5	168.5	2:24.800		11	46.724	118.2				175.0	168.0	2:26.854	
2	46.821	121.1				182.4	176.2	2:23.267		12	46.493	119.6				177.9	172.5	2:26.446	
3	45.497	124.6				<u>184.3</u>	<u>182.4</u>	<u>2:20.751</u>		13	46.490	<u>129.8</u>				178.2	168.8	2:25.833	
4	<u>44.659</u>	126.6				181.5	180.0	2:31.450		14	46.359	116.6				177.9	173.4	2:25.405	
5	50.873	112.5				126.3	133.3	2:34.618		15	45.694	121.5				179.1	<u>182.4</u>	2:24.884	
6	49.487	106.0				164.9	153.8	2:37.606		16	46.873	118.6				179.7	174.5	2:25.865	
7	56.435	81.1				136.9	130.8	2:50.179		17	46.720	119.9				179.7	179.1	2:25.584	
8	1:02.004	71.0				147.9	131.5	3:25.764		18	46.656	117.4				181.2	173.9	2:25.371	
9	Out	110.5	In		In			4:37.928 P		19	45.608	123.6				180.9	177.6	2:23.988	
10	49.328	95.5				176.5	164.9	2:31.258		20	45.932	128.1				182.7	177.6	2:27.008	

170 Paulo Sousa										Saab Sonnet III									
lap	Sect-1	Speed	Sect-2	Speed	Sect-3	Speed	TopSpeed	laptime	pit	lap	Sect-1	Speed	Sect-2	Speed	Sect-3	Speed	Topspeed	laptime	pit
1	49.499	120.8	44.682	93.3	53.293	145.9	178.8	2:27.474		11	46.617	126.0	44.652	102.3	53.598	175.9	196.0	2:24.867	
2	45.528	130.6	44.958	101.5	52.542	179.7	197.8	2:23.028		12	45.471	<u>138.5</u>	<u>43.633</u>	101.4	54.873	177.9	195.3	2:23.977	
3	44.917	123.9	44.780	106.1	53.627	177.9	<u>199.3</u>	2:23.324		13	45.080	131.5	44.765	107.7	52.723	178.2	192.9	2:22.568	
4	45.357	117.6	55.509	71.2	1:05.539	178.8	<u>199.3</u>	2:46.405		14	45.451	130.0	43.678	107.6	52.750	180.6	194.6	2:21.879	

Algarve Classic Festival 2016

Autódromo Internacional do Algarve

IBERIAN HISTORIC ENDURANCE

27 - 30 October 2016

Laps and Sector Times

Autodromo Internacional Algarve - 4652 mtr.

5	1:04.787	80.9	56.187	71.9	1:07.232	106.0	108.3	3:08.206	15	45.782	135.0	44.421	103.1	52.272	176.2	186.2	2:22.475	
6	1:02.631	90.4	55.695	73.3	1:05.576	107.0	111.5	3:03.902	16	44.655	132.4	44.655	93.5	53.571	179.4	193.2	2:22.881	
7	1:01.016	88.2	54.706	78.0	1:03.956	107.1	113.0	2:59.678	17	44.627	134.2	44.993	108.9	52.480	179.4	191.8	2:22.100	
8	59.601	91.5	53.329	79.6	1:03.103	113.8	118.8	2:56.033	18	<u>44.369</u>	124.7	44.761	<u>111.0</u>	<u>52.253</u>	<u>182.4</u>	192.2	<u>2:21.383</u>	
9	57.876	96.8	54.116	79.8		118.6	129.8	2:57.061	19	46.885	129.8	45.037	100.7	54.732	181.2	195.7	2:26.654	
10	Out	121.8	43.873	106.9	52.917			4:53.532	P	20	45.575	129.8	44.420	104.8	53.508	176.5	189.8	2:23.503

178 Moreno-Silva										Porsche 911 3.0 RS									
lap	Sect-1	Speed	Sect-2	Speed	Sect-3	Speed	TopSpeed	laptime	pit	lap	Sect-1	Speed	Sect-2	Speed	Sect-3	Speed	Topspeed	laptime	pit
1	46.197	130.6	42.938	94.3	53.848	133.8	193.9	2:22.983		12	40.596	<u>165.1</u>	<u>38.749</u>	100.7	49.697	201.1	219.5	<u>2:09.042</u>	
2	44.786	124.9	42.352	95.8	52.775	191.8	203.4	2:19.913		13	40.683	158.6	38.936	<u>105.3</u>	49.861	<u>208.1</u>	225.0	2:09.480	
3	43.469	131.2	42.026	87.8	53.655	190.5	214.3	2:19.150		14	40.828	149.2	39.275	89.8	51.195	205.7	<u>225.5</u>	2:11.298	
4	44.023	115.0	42.051	103.3	53.097	191.8	210.9	2:19.171		15	40.845	153.4	39.236	97.5	49.936	202.6	216.9	2:10.017	
5	46.281	100.5	50.110	73.0	1:04.938	194.2	210.5	2:41.329		16	40.479	147.7	39.439	92.9	<u>49.572</u>	206.9	223.1	2:09.490	
6	55.678	85.0	52.324	81.6	1:05.354	138.8	128.0	2:53.356		17	<u>39.761</u>	158.4	38.994	102.5	50.333	205.7	223.1	2:09.088	
7	56.464	81.4	51.686	76.2	1:02.395	132.8	135.5	2:50.545		18	41.188	150.0	39.080	100.5	51.099	203.4	217.3	2:11.367	
8	1:01.136	78.4	1:03.715	52.9	1:23.096	137.8	132.2	3:27.947		19	40.308	154.7	38.808	89.5	50.863	197.8	221.3	2:09.979	
9	1:15.074	83.6	53.529	86.9		90.2	104.2	3:17.463		20	40.905	152.8	53.896	95.5	51.264	204.5	221.3	2:26.065	
10	Out	149.2	38.787	96.4	50.426			4:27.159	P	21	40.598	137.9	39.666	96.7	50.656	207.7	221.8	2:10.920	
11	40.485	144.6	38.867	85.9	49.801	206.1	219.5	2:09.153		22									

189 Fonseca-Fonseca										Alfa Romeo Alfetta GTV									
lap	Sect-1	Speed	Sect-2	Speed	Sect-3	Speed	TopSpeed	laptime	pit	lap	Sect-1	Speed	Sect-2	Speed	Sect-3	Speed	Topspeed	laptime	pit
1	48.360	130.3	43.216	100.7	53.079	145.0	169.8	2:24.655		11	46.471	135.3	44.697	92.2	55.240	172.5	178.8	2:26.408	
2	46.188	140.1	<u>42.316</u>	93.0	53.904	179.7	188.8	<u>2:22.408</u>		12	45.918	136.9	44.426	97.5	53.166	173.1	191.8	2:23.510	
3	46.085	129.8	42.965	<u>110.1</u>	53.546	175.0	191.8	2:22.596		13	46.374	132.2	43.647	101.2	<u>52.959</u>	176.5	195.3	2:22.980	
4	45.861	117.3	52.761	96.1	58.282	178.2	188.5	2:36.904		14	46.095	125.4	45.245	103.8	53.658	<u>180.0</u>	<u>197.1</u>	2:24.998	
5	53.978	103.3	47.087	93.8	55.629	133.8	126.9	2:36.694		15	45.732	<u>149.0</u>	44.534	92.2	54.257	177.9	193.5	2:24.523	
6	49.357	111.2	44.813	98.8	56.290	165.9	150.8	2:30.460		16	48.304	125.7	45.402	103.3	175.3	177.9	2:32.885		
7	56.572	86.3	53.944	66.9	1:00.369	140.1	112.0	2:50.885		17	Out	130.1	44.607	102.4	52.988			2:55.665	P
8	1:00.916	63.0	1:04.236	49.9	1:19.874	154.1	129.5	3:25.026		18	<u>45.461</u>	130.0	44.142	100.7	53.229	179.4	196.7	2:22.832	
9	1:15.418	79.1	53.611	86.3		89.2	103.7	3:22.012		19	46.736	134.2	45.893	91.8	54.773	177.0	191.8	2:27.402	
10	Out	113.0	45.624	96.2	54.670			4:53.831	P	20									

190 Silva-Macedo e Silva										Ford GT40									
lap	Sect-1	Speed	Sect-2	Speed	Sect-3	Speed	TopSpeed	laptime	pit	lap	Sect-1	Speed	Sect-2	Speed	Sect-3	Speed	Topspeed	laptime	pit
1	43.707	134.3	37.885	97.2	47.767	145.0	213.4	2:09.359		12	40.126	131.4	40.318	96.5	50.182	217.7	230.3	2:10.626	
2	<u>38.411</u>	137.9	37.785	88.6	<u>47.527</u>	221.3	240.0	<u>2:03.723</u>		13	40.765	137.9	39.939	95.9	52.274	218.2	224.5	2:12.978	
3	38.551	139.2	37.875	85.1	47.724	<u>223.6</u>	242.7	2:04.150		14	40.283	<u>143.4</u>	40.226	99.1	51.479	204.2	235.3	2:11.988	
4	38.882	137.8	<u>37.747</u>	85.7	48.819	222.7	<u>243.2</u>	2:05.448		15	41.183	131.9	41.194	91.4	50.592	209.3	231.3	2:12.969	
5	41.191	129.2	51.291	83.1	1:00.943	214.3	212.6	2:33.425		16	40.761	137.1	42.865	97.6	50.485	215.1	226.9	2:14.111	
6	1:06.182	103.5	49.261	78.3	1:01.172	104.1	98.7	2:56.615		17	40.215	134.7	40.572	90.7	49.664	216.4	230.3	2:10.451	
7	1:09.939	73.9	1:01.919	67.8	1:17.251	120.7	95.2	3:29.109		18	40.403	134.3	40.307	97.8	49.964	217.3	216.9	2:10.674	
8	1:14.009	74.0	1:02.780	59.0	1:27.048	80.8	80.5	3:43.837		19	40.749	134.3	40.231	99.5	50.667	216.4	230.8	2:11.647	
9	1:13.661	79.6	52.574	66.2		86.9	86.0	3:16.677		20	40.074	143.2	40.595	92.8	49.799	214.7	237.9	2:10.468	
10	Out	121.1	42.776	87.6	49.723			3:58.436	P	21	41.472	<u>143.4</u>	41.636	<u>100.5</u>	50.902	213.0	226.4	2:14.010	
11	40.122	140.6	39.602	94.6	49.643	218.6	229.8	2:09.367		22									

238 Boel-Rubbio										De Tomaso Pantera									
lap	Sect-1	Speed	Sect-2	Speed	Sect-3	Speed	TopSpeed	laptime	pit	lap	Sect-1	Speed	Sect-2	Speed	Sect-3	Speed	Topspeed	laptime	pit
1	44.349	130.1	40.456	<u>103.9</u>	<u>49.271</u>	138.5	187.2	2:14.076		11	40.789	<u>139.4</u>	40.096	89.0	49.603	220.4	216.9	<u>2:10.488</u>	
2	<u>40.460</u>	123.7	39.956	100.9	50.821	217.3	210.9	2:11.237		12	41.151	131.5	39.813	99.6	49.609	213.9	207.7	2:10.573	
3	41.392	123.0	40.546	96.8	49.981	215.1	195.3	2:11.919		13	41.794	134.3	40.973	91.8	50.104	216.4	211.8	2:12.871	
4	41.338	125.9	<u>39.787</u>	94.0	1:02.599	209.7	209.3	2:23.724		14	40.836	130.1	40.091	90.7	51.887	216.4	216.4	2:12.814	
5	55.877	104.2	54.891	78.7	1:05.231	142.5	140.1	2:55.999		15	41.236	133.5	40.658	94.0	49.989	209.7	210.9	2:11.883	
6	56.028	99.8	52.137	84.8	1:05.502	143.8	150.2	2:53.667		16	41.093	137.4	41.745	98.3	50.220	214.3	209.3	2:13.058	
7	55.826	103.5	52.366	84.4	1:03.397	152.1	153.8	2:51.589		17	40.564	127.1	40.274	96.2	49.721	<u>221.3</u>	<u>223.1</u>	2:10.559	
8	59.995	73.7	1:03.216	60.9		146.3	145.9	3:24.522		18	40.816	129.7	40.047	89.1	49.897	220.4	217.3	2:10.760	
9	Out	128.9	41.172	88.5	50.844			4:53.723	P	19	40.736	133.2	40.317	100.7	50.488	218.6	204.9	2:11.541	
10	44.647	112.9	43.249	89.6	51.088	203.0	182.4	2:18.984		20	44.621	112.1	45.552	96.6	53.638	214.3	211.4	2:23.811	