
**HTCC with GROUP 1 TDT & CSS**

27 - 30 October 2016

**Laps and Sector Times**

Autodromo Internacional Algarve - 4652 mtr.

4 Williams-Williams										Rover SD1									
lap	Sect-1	Speed	Sect-2	Speed	Sect-3	Speed	TopSpeed	laptime	pit	lap	Sect-1	Speed	Sect-2	Speed	Sect-3	Speed	Topspeed	laptime	pit
1	Out	110.9	37.683	77.1	54.355			2:18.452		6	Out	<u>148.4</u>	35.843	114.2	54.271			4:00.508	P
2	<u>40.202</u>	133.2	35.906	95.2	54.971	198.9	214.7	2:11.079		7	42.429	132.4	36.070	<u>115.5</u>	1:03.822	<u>199.3</u>	210.1	2:22.321	
3	1:00.806	123.9	37.573	111.6	55.005	188.5	214.3	2:33.384		8	55.572	88.5	44.843	114.4	55.093	135.3	119.7	2:35.508	
4	40.983	128.3	<u>35.646</u>	91.7	<u>53.854</u>	196.4	<u>220.0</u>	<u>2:10.483</u>		9	41.567	136.2	36.361	99.3	54.449	187.2	201.5	2:12.377	
5	44.770	113.8	39.422	94.7		197.1	186.9	2:23.874		10	42.893	134.5	37.189	100.0		193.5	209.7	2:25.169	

5 Monteverde-Pearson										Ford Broadspeed Capri									
lap	Sect-1	Speed	Sect-2	Speed	Sect-3	Speed	TopSpeed	laptime	pit	lap	Sect-1	Speed	Sect-2	Speed	Sect-3	Speed	Topspeed	laptime	pit
1	Out	120.7	35.250	98.9	53.556			2:10.186		6	39.979	129.7	34.744	109.8	54.536	214.7	236.8	2:09.259	
2	39.151	139.7	34.076	103.9	53.203	213.9	221.8	2:06.430		7	39.905	138.6	35.463	100.4	54.763	215.1	231.8	2:10.131	
3	<u>38.739</u>	<u>144.4</u>	<u>33.744</u>	107.7	<u>52.569</u>	216.0	<u>239.5</u>	<u>2:05.052</u>		8	53.426	102.7	47.449	78.5	1:03.499	151.9	131.9	2:44.374	
4	43.407	104.9	39.229	84.1		<u>220.0</u>	235.8	2:25.365		9	40.260	139.9	34.207	105.3	53.597	214.7	229.3	2:08.064	
5	Out	129.3	35.250	<u>114.8</u>	54.620			4:07.372	P	10									

10 Mark Smith										BMW M3 E30									
lap	Sect-1	Speed	Sect-2	Speed	Sect-3	Speed	TopSpeed	laptime	pit	lap	Sect-1	Speed	Sect-2	Speed	Sect-3	Speed	Topspeed	laptime	pit
1	Out	121.6	36.967	<u>103.4</u>	54.637			2:15.565		7	Out	101.7	49.179	76.9	1:04.511			6:45.841	P
2	39.631	152.8	34.346	101.8	54.036	206.1	229.3	2:08.013		8	42.444	136.9	35.347	98.8	53.624	191.8	216.4	2:11.415	
3	40.751	147.9	34.579	94.7	54.014	201.5	224.1	2:09.344		9	40.388	136.9	35.109	93.8	<u>52.213</u>	210.5	234.3	2:07.710	
4	40.322	147.9	34.753	97.9	55.141	199.3	229.3	2:10.216		10	39.277	<u>161.7</u>	<u>33.399</u>	103.0	53.148	210.9	233.8	<u>2:05.824</u>	
5	<u>39.225</u>	146.1	34.865	98.2	52.741	<u>211.4</u>	<u>235.3</u>	2:06.831		11	40.667	138.5	34.587	93.3	54.391	<u>211.4</u>	<u>235.3</u>	2:09.645	
6	40.000	145.2	36.507	97.7		<u>211.4</u>	231.8	2:16.159		12	39.549	159.8	34.327	92.9	52.497	<u>211.4</u>	234.3	2:06.373	

12 Brindle-Greensall										Rover SD1 Triplex									
lap	Sect-1	Speed	Sect-2	Speed	Sect-3	Speed	TopSpeed	laptime	pit	lap	Sect-1	Speed	Sect-2	Speed	Sect-3	Speed	Topspeed	laptime	pit
1	Out	107.2	39.555	91.1	58.445			2:25.782		8	46.212	113.6	42.891	86.1		183.1	180.6	2:35.961	
2	44.968	113.9	38.536	90.2	57.459	185.2	184.0	2:20.963		9	Out	118.2	36.997	98.7	56.694			3:30.970	P
3	44.642	111.0	38.138	94.3	57.366	185.6	182.7	2:20.146		10	43.058	122.2	36.774	97.6	55.998	190.8	189.1	2:15.830	
4	47.120	109.6	42.610	87.8	57.776	187.5	185.9	2:27.506		11	42.849	127.1	36.534	<u>100.2</u>	55.959	193.2	201.1	2:15.342	
5	44.382	116.0	38.974	95.5	57.302	185.6	189.1	2:20.658		12	<u>42.297</u>	<u>128.6</u>	<u>36.499</u>	<u>100.2</u>	<u>55.581</u>	193.2	<u>204.2</u>	<u>2:14.377</u>	
6	44.903	113.7	37.912	89.9	57.482	187.2	180.9	2:20.297		13	45.488	120.7	43.034	91.6		<u>194.9</u>	181.5	2:34.042	
7	44.313	118.0	39.525	87.3	57.845	188.5	188.8	2:21.683		14									

17 Andrew-Andrew										BMW M3 E30									
lap	Sect-1	Speed	Sect-2	Speed	Sect-3	Speed	TopSpeed	laptime	pit	lap	Sect-1	Speed	Sect-2	Speed	Sect-3	Speed	Topspeed	laptime	pit
1	Out	103.5	39.219	102.5	56.733			2:22.525		7	41.683	130.0	36.974	102.5	56.362	192.5	216.9	2:15.019	
2	42.145	129.3	<u>35.999</u>	103.2	55.457	193.5	205.7	2:13.601		8	<u>41.203</u>	129.7	37.354	101.7		197.1	218.6	2:25.764	
3	49.783	106.9	40.631	90.0	59.406	196.4	167.2	2:29.820		9	Out	131.5	36.547	104.5	56.810			4:08.843	P
4	41.622	129.2	36.194	102.5	<u>54.638</u>	194.2	214.3	<u>2:12.454</u>		10	41.634	129.7	37.287	105.8	56.677	185.6	212.6	2:15.598	
5	47.363	104.4	42.119	84.8	59.858	192.9	171.7	2:29.340		11	42.534	129.0	37.074	104.9	57.474	184.0	203.8	2:17.082	
6	41.560	130.8	36.681	97.5	55.731	<u>198.2</u>	<u>219.1</u>	2:13.972		12	42.330	<u>141.9</u>	36.773	<u>108.0</u>		186.9	213.4	2:26.366	

26 White-Bussell										Rover Vitesse									
lap	Sect-1	Speed	Sect-2	Speed	Sect-3	Speed	TopSpeed	laptime	pit	lap	Sect-1	Speed	Sect-2	Speed	Sect-3	Speed	Topspeed	laptime	pit
1	Out	110.9						2:33.874		7	Out	105.5	In		In			3:59.557	P
2	47.701	115.5				182.1	205.7	2:27.380		8	42.716	132.8				185.6	207.3	2:15.054	
3	43.183	122.2				186.2	206.5	2:20.688		9	<u>42.137</u>	133.3				189.5	210.9	2:13.659	
4	43.364	130.6				183.7	204.2	2:20.020		10	42.361	<u>144.0</u>				191.5	<u>211.8</u>	2:15.211	
5	44.667	121.2				184.9	205.3	2:21.517		11	42.650	125.7				192.2	210.5	2:15.755	
6	48.713	99.8				182.1	197.8	2:44.321		12	42.476	135.7				<u>192.9</u>	210.5	<u>2:13.146</u>	

27 Richard Postins										Austin Rover									
lap	Sect-1	Speed	Sect-2	Speed	Sect-3	Speed	TopSpeed	laptime	pit	lap	Sect-1	Speed	Sect-2	Speed	Sect-3	Speed	Topspeed	laptime	pit
1	Out	108.5	38.258	74.0	54.341			2:19.262		6	Out	103.1	41.725	97.6	57.075			7:48.340	P
2	<u>40.508</u>	<u>140.3</u>	35.021	100.2	54.570	198.2	212.6	2:10.099		7	47.115	120.8	35.245	102.3	53.817	145.4	139.9	2:16.177	
3	41.099	129.0	35.765	103.6	53.977	199.3	<u>220.0</u>	2:10.841		8	40.976	138.5	<u>34.671</u>	107.7	<u>53.599</u>	198.5	214.7	<u>2:09.246</u>	
4	40.745	134.3	35.156	100.1	54.003	<u>201.5</u>	<u>220.0</u>	2:09.904		9	41.487	121.1	37.794	<u>112.6</u>	54.457	198.9	<u>220.0</u>	2:13.738	
5	44.133	116.9	42.089	98.4		196.7	203.8	2:27.673		10	40.830	138.3	40.850	94.7		199.3	210.9	2:21.502	

## HTCC with GROUP 1 TDT &amp; CSS

27 - 30 October 2016

## Laps and Sector Times

Autodromo Internacional Algarve - 4652 mtr.

31 Les Ely									BMW 2000										
lap	Sect-1	Speed	Sect-2	Speed	Sect-3	Speed	TopSpeed	laptime	pit	lap	Sect-1	Speed	Sect-2	Speed	Sect-3	Speed	Topspeed	laptime	pit
1	Out	91.7	44.273	91.1	1:00.711			2:30.677		5	44.959	127.5	<u>39.498</u>	95.2	57.790	187.5	180.9	<u>2:22.247</u>	
2	46.227	115.4	40.092	<u>101.3</u>	58.690	183.4	<u>183.7</u>	2:25.009		6	44.820	126.5	39.928	100.7	58.494	186.5	180.6	2:23.242	
3	46.302	124.1	39.920	97.6	<u>57.649</u>	181.5	180.6	2:23.871		7	45.705	122.7	39.564	94.9		178.2	176.2	2:35.106	
4	<u>44.395</u>	<u>135.0</u>	40.009	97.6	58.511	<u>189.1</u>	181.8	2:22.915		8									

37 Walker-Griffiths									Ford Capri RS2600										
lap	Sect-1	Speed	Sect-2	Speed	Sect-3	Speed	TopSpeed	laptime	pit	lap	Sect-1	Speed	Sect-2	Speed	Sect-3	Speed	Topspeed	laptime	pit
1	Out	112.4	37.938	98.5	56.305			2:15.705		7	41.373	124.3	36.164	106.0		<u>205.3</u>	205.3	2:18.123	
2	42.063	120.1	35.278	106.8	55.014	199.6	211.4	2:12.355		8	Out	112.0	46.546	85.4	58.136			4:07.879	P
3	41.493	135.2	34.485	107.5	54.364	195.7	201.9	2:10.342		9	40.950	135.3	34.408	99.2	53.941	196.4	215.6	2:09.299	
4	41.317	123.0	36.245	105.4	54.647	204.5	211.8	2:12.209		10	42.289	121.8	35.552	97.3	53.894	201.5	212.2	2:11.735	
5	41.236	133.7	35.584	106.8	54.343	196.4	203.8	2:11.163		11	<u>40.306</u>	134.5	34.378	106.1	53.984	202.6	<u>218.2</u>	2:08.668	
6	40.775	<u>136.4</u>	<u>34.172</u>	<u>111.0</u>	<u>53.406</u>	201.5	215.1	<u>2:08.353</u>		12	41.782	127.5	38.911	100.9		196.0	214.3	2:18.602	

44 Chris Ward									Jaguar XJS Group 44										
lap	Sect-1	Speed	Sect-2	Speed	Sect-3	Speed	TopSpeed	laptime	pit	lap	Sect-1	Speed	Sect-2	Speed	Sect-3	Speed	Topspeed	laptime	pit
1	Out	122.0	39.191	92.5	58.335			2:20.233		7	Out	134.3	35.294	92.7	55.670			4:01.941	P
2	41.348	136.5	34.236	101.2	53.511	205.3	207.3	2:09.095		8	38.153	148.4	<u>32.074</u>	<u>105.8</u>	<u>51.785</u>	212.6	239.5	<u>2:02.012</u>	
3	40.237	138.6	33.235	97.4		215.1	234.3	2:11.678		9	38.981	141.0	32.170	95.7	52.272	<u>217.7</u>	<u>242.7</u>	2:03.423	
4	Out	130.9	36.682	89.0	56.524			6:37.669	P	10	37.865	145.0	33.157	103.6	52.507	216.4	239.5	2:03.529	
5	39.542	142.7	34.534	91.8	53.584	208.5	224.5	2:07.660		11	47.288	116.5	41.876	81.3		211.8	184.9	2:47.452	
6	<u>37.613</u>	<u>151.7</u>	39.977	87.1		214.7	<u>242.7</u>	2:25.896		12									

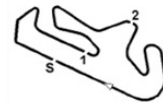
51 Luck-Hawkswoth									BMW 2002 Ti										
lap	Sect-1	Speed	Sect-2	Speed	Sect-3	Speed	TopSpeed	laptime	pit	lap	Sect-1	Speed	Sect-2	Speed	Sect-3	Speed	Topspeed	laptime	pit
1	Out	100.7						2:32.628		7	43.280	125.3				189.8	189.8	2:16.443	
2	46.125	121.9				167.2	176.2	2:30.582		8	43.818	125.3				187.8	190.1	2:15.834	
3	Out	119.5	In		In			7:07.817	P	9	<u>42.485</u>	132.7				192.2	<u>190.5</u>	<u>2:14.135</u>	
4	43.236	128.7				190.8	180.0	2:16.834		10	43.384	134.2				191.5	189.5	2:15.357	
5	43.973	126.3				191.8	187.2	2:29.162		11	42.706	<u>134.7</u>				<u>192.5</u>	<u>190.5</u>	2:14.204	
6	51.774	94.4				148.1	137.2	2:30.527		12									

57 Paxman-Harding									Ford Escort MK1										
lap	Sect-1	Speed	Sect-2	Speed	Sect-3	Speed	TopSpeed	laptime	pit	lap	Sect-1	Speed	Sect-2	Speed	Sect-3	Speed	Topspeed	laptime	pit
1	Out	108.1						2:19.165		7	42.538	114.4				<u>202.2</u>	198.2	2:35.422	
2	43.662	128.0				191.5	197.1	2:16.299		8	Out	<u>136.2</u>			In			4:33.310	P
3	43.510	126.2				196.4	207.7	2:17.219		9	42.891	134.5				195.7	203.8	2:17.497	
4	<u>41.776</u>	123.7				198.2	<u>215.6</u>	2:13.384		10	41.926	133.8				195.3	209.3	<u>2:12.722</u>	
5	43.232	125.6				198.9	198.9	2:14.623		11	42.704	119.9				197.4	206.9	2:14.351	
6	41.928	129.2				199.6	208.5	2:13.021		12	43.573	126.0				198.9	200.7	2:14.812	

66 Whale-Whale									BMW M3 E30										
lap	Sect-1	Speed	Sect-2	Speed	Sect-3	Speed	TopSpeed	laptime	pit	lap	Sect-1	Speed	Sect-2	Speed	Sect-3	Speed	Topspeed	laptime	pit
1	Out	115.6	37.057	78.3	52.933			2:14.015		7	Out	121.3	35.174	101.2	52.203			3:41.421	P
2	39.191	138.3	<u>33.681</u>	97.5	52.652	209.7	223.1	2:05.524		8	39.324	142.5	36.730	96.6	56.937	213.4	229.8	2:12.991	
3	<u>38.897</u>	<u>142.9</u>	33.902	95.0	53.362	206.9	230.3	2:06.161		9	46.503	135.2	33.763	<u>109.0</u>	51.781	138.8	141.0	2:12.047	
4	40.380	137.1	38.080	90.3	53.610	213.4	<u>235.3</u>	2:12.070		10	40.231	132.4	34.198	108.3	52.861	211.8	227.4	2:07.290	
5	39.060	142.3	33.984	94.1	52.317	209.7	232.8	2:05.361		11	39.408	131.5	33.699	107.4	<u>51.421</u>	210.9	226.9	<u>2:04.528</u>	
6	44.926	107.6	39.542	78.7		210.9	193.9	2:25.431		12	39.433	139.9	39.245	87.2		<u>213.9</u>	212.2	2:25.099	

90 José Sousa									BMW 635 Csi										
lap	Sect-1	Speed	Sect-2	Speed	Sect-3	Speed	TopSpeed	laptime	pit	lap	Sect-1	Speed	Sect-2	Speed	Sect-3	Speed	Topspeed	laptime	pit
1	Out	<u>84.9</u>	<u>52.118</u>	<u>88.8</u>				3:26.947		2									

91 Stanford-Eaton									BMW M3 E30										
lap	Sect-1	Speed	Sect-2	Speed	Sect-3	Speed	TopSpeed	laptime	pit	lap	Sect-1	Speed	Sect-2	Speed	Sect-3	Speed	Topspeed	laptime	pit
1	Out	109.5						2:18.537		8	50.561	99.5				168.5	151.9	2:29.693	
2	42.237	127.7				193.5	197.1	<u>2:13.057</u>		9	42.722	129.3				192.2	203.8	2:14.833	
3	43.182	<u>138.6</u>				194.9	187.2	2:14.615		10	43.237	121.5				194.9	199.3	2:15.405	
4	42.411	126.2				193.5	203.4	2:15.250		11	42.064	129.8				196.4	205.3	2:13.713	
5	43.533	127.4				194.2	197.1	2:21.551		12	41.897	133.7				<u>197.1</u>	204.2	2:13.826	



## HTCC with GROUP 1 TDT & CSS

27 - 30 October 2016

### Laps and Sector Times

Autodromo Internacional Algarve - 4652 mtr.

6	Out	114.9		In		In		4:26.620	P	13	<u>41.862</u>	130.4			194.2	206.5	2:14.446
7		42.578	131.2				189.5	<u>209.3</u>		14							

123 Ric Wood										Ford Capri									
lap	Sect-1	Speed	Sect-2	Speed	Sect-3	Speed	TopSpeed	laptime	pit	lap	Sect-1	Speed	Sect-2	Speed	Sect-3	Speed	Topspeed	laptime	pit
1	Out	116.5	36.071	106.3	54.636			2:13.130		6	Out	125.6	37.995	97.4	55.283			4:25.862	P
2		40.882	126.9	34.298	108.8	54.410	192.9	201.9	2:09.590	7		41.980	128.1	39.277	98.2	192.2	190.1	2:35.163	
3		39.904	131.1	34.390	107.7	53.245	208.9	<u>219.1</u>	2:07.539	8	Out	<u>134.5</u>	35.060	104.4	53.659			4:33.759	P
4		40.170	132.4	<u>34.054</u>	<u>113.0</u>	<u>52.744</u>	216.0	214.3	<u>2:06.968</u>	9		41.091	133.7	36.288	99.1	215.1	210.5	2:15.435	
5		<u>39.666</u>	132.5	34.140	103.9			<u>222.2</u>	213.9	2:16.240	10								

501 Dias Pedro-Pereira										Ford Escort RS2000									
lap	Sect-1	Speed	Sect-2	Speed	Sect-3	Speed	TopSpeed	laptime	pit	lap	Sect-1	Speed	Sect-2	Speed	Sect-3	Speed	Topspeed	laptime	pit
1	Out	119.7	40.044	102.7	57.935			2:23.089		7	Out	123.6	41.894	92.4	1:03.963			3:46.119	P
2		<u>44.368</u>	130.1	37.846	<u>119.5</u>		177.6	<u>190.8</u>	2:29.762	8		49.349	108.2	46.061	84.6	168.2	165.4	2:48.223	
3	Out	137.1	38.031	118.2	58.576			3:16.757	P	9	Out	137.1	41.464	86.6	58.855			4:02.552	P
4		44.484	136.4	<u>37.349</u>	101.4	<u>56.973</u>	176.2	185.2	<u>2:18.806</u>	10		46.616	139.0	40.005	97.8	1:00.435	173.4	181.8	2:27.056
5		45.071	124.3	38.444	107.0	57.708	<u>182.1</u>	190.5	2:21.223	11		44.527	135.8	39.155	84.4	58.387	174.2	183.1	2:22.069
6		44.719	<u>139.5</u>	37.673	109.8		174.8	184.0	2:24.622	12									

502 Madalena Gaspar										Datsun 1200 Gx									
lap	Sect-1	Speed	Sect-2	Speed	Sect-3	Speed	TopSpeed	laptime	pit	lap	Sect-1	Speed	Sect-2	Speed	Sect-3	Speed	Topspeed	laptime	pit
1	Out	99.6	45.424	86.2	1:03.823			2:42.226		6		52.826	116.8	46.911	73.8	<u>150.4</u>	152.1	2:47.379	
2		51.802	117.5	43.556	89.7	1:02.653	150.2	159.1	2:38.011	7	Out	93.9	48.536	91.4	1:02.235			4:28.970	P
3		50.825	<u>127.4</u>	43.492	87.2	1:03.286	150.0	157.2	2:37.603	8		49.913	120.3	42.195	96.5	1:01.396	147.3	158.8	2:33.504
4		51.204	121.8	44.480	80.7	1:03.225	<u>150.4</u>	<u>161.2</u>	2:38.909	9		49.179	111.6	42.663	102.4	<u>1:01.156</u>	147.3	158.8	<u>2:32.998</u>
5		52.491	110.9	44.389	87.0	1:02.307	146.5	159.1	2:39.187	10		<u>48.831</u>	126.3	<u>41.670</u>	<u>103.0</u>	148.6	160.2	2:51.663	

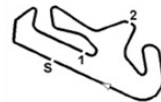
506 Santos-Petiz										Alfa Romeo GT Veloce									
lap	Sect-1	Speed	Sect-2	Speed	Sect-3	Speed	TopSpeed	laptime	pit	lap	Sect-1	Speed	Sect-2	Speed	Sect-3	Speed	Topspeed	laptime	pit
1	Out	126.0	40.778	94.9	59.691			2:26.553		7		49.633	121.2	44.351	82.4	168.2	174.8	2:43.297	
2		47.449	128.0	40.792	91.4	59.654	168.0	183.4	2:27.895	8	Out	115.0	44.610	78.4	1:02.464			5:13.611	P
3		48.193	122.3	40.172	<u>111.0</u>	59.575	166.9	182.1	2:27.940	9		50.988	110.4	44.789	84.2	1:02.074	163.6	169.8	2:37.851
4		47.870	127.1	<u>40.051</u>	105.4	1:00.013	168.2	181.5	2:27.934	10		48.641	122.0	42.815	90.8	1:01.417	167.4	175.3	2:32.873
5		<u>46.992</u>	133.5	40.068	100.7	<u>59.226</u>	167.2	180.9	<u>2:26.286</u>	11		48.834	109.6	43.222	88.2	1:00.836	166.2	181.5	2:32.892
6		47.200	<u>142.9</u>	40.353	105.3	1:00.438	<u>171.2</u>	<u>184.0</u>	2:27.991	12									

509 Paulo Duarte										VW Golf Gti									
lap	Sect-1	Speed	Sect-2	Speed	Sect-3	Speed	TopSpeed	laptime	pit	lap	Sect-1	Speed	Sect-2	Speed	Sect-3	Speed	Topspeed	laptime	pit
1	Out	110.0	42.186	93.3	1:01.112			2:30.520		4	<u>46.183</u>	144.0	39.893	100.4	58.882	<u>167.7</u>	<u>178.2</u>	<u>2:24.958</u>	
2		47.224	127.2	40.681	96.0	1:00.947	164.1	175.6	2:28.852	5		46.494	142.3	<u>39.638</u>	<u>104.4</u>	<u>58.867</u>	164.9	174.8	2:24.999
3		47.231	142.3	39.804	101.0	59.462	166.7	<u>178.2</u>	2:26.497	6									

510 Henrique Jordão										Porsche 928 S									
lap	Sect-1	Speed	Sect-2	Speed	Sect-3	Speed	TopSpeed	laptime	pit	lap	Sect-1	Speed	Sect-2	Speed	Sect-3	Speed	Topspeed	laptime	pit
1	Out	96.0	42.688	76.2	1:00.594			2:29.904		7		44.645	122.6	39.527	96.6	59.470	184.9	212.2	2:23.642
2		44.348	114.5	<u>37.630</u>	84.0	58.721	186.9	209.3	<u>2:20.699</u>	8		44.287	128.0	38.737	<u>103.7</u>	58.440	<u>189.8</u>	206.9	2:21.464
3		45.456	109.4	38.764	89.0	58.170	180.6	203.0	2:22.390	9		45.015	118.8	39.312	99.5	57.856	186.9	213.9	2:22.183
4		44.201	116.9	39.038	83.5	58.533	188.5	<u>216.9</u>	2:21.772	10		45.021	130.0	38.542	97.3	<u>57.388</u>	186.2	208.1	2:20.951
5		<u>43.961</u>	124.4	39.226	80.7		189.1	214.3	2:28.256	11		44.153	<u>145.2</u>	38.170	95.5	1:15.176	<u>189.8</u>	202.2	2:37.499
6	Out	97.0	41.538	96.3	1:01.306			3:53.846	P	12		47.518	136.2	37.878	98.9	165.6	186.5	2:28.018	

513 Carvalhosa-dal Maso										Porsche 924 Turbo									
lap	Sect-1	Speed	Sect-2	Speed	Sect-3	Speed	TopSpeed	laptime	pit	lap	Sect-1	Speed	Sect-2	Speed	Sect-3	Speed	Topspeed	laptime	pit
1	Out	113.0	43.211	89.6	1:02.489			2:34.359		3	<u>48.058</u>	118.6	42.207	<u>94.4</u>	1:02.260	172.0	<u>192.2</u>	<u>2:32.525</u>	
2		48.888	104.9	44.434	90.9	<u>1:01.394</u>	<u>172.8</u>	186.2	2:34.716	4		48.075	<u>123.3</u>	<u>41.847</u>	93.4	1:03.261	165.9	188.8	2:33.183

516 Lopes-Martins										Ford Escort RS2000									
lap	Sect-1	Speed	Sect-2	Speed	Sect-3	Speed	TopSpeed	laptime	pit	lap	Sect-1	Speed	Sect-2	Speed	Sect-3	Speed	Topspeed	laptime	pit
1	Out	114.4	41.823	81.3	59.079			2:26.027		7		56.027	91.5	44.842	<u>109.0</u>	1:00.058	129.7	131.9	2:40.927
2		45.247	134.3	38.696	98.2	58.322	163.9	180.3	2:22.265	8		45.672	134.0	39.733	105.8	<u>58.198</u>	162.9	177.6	2:23.603
3		45.241	137.6	<u>38.115</u>	94.7	58.743	164.9	180.3	<u>2:22.099</u>	9		45.819	136.7	39.321	103.7	58.638	165.1	<u>181.8</u>	2:23.778
4		<u>45.048</u>	137.2	38.586	89.7	59.128	<u>166.4</u>	181.5	2:22.762	10		45.799	137.1	39.063	105.2	58.393	164.4	177.0	2:23.255



## HTCC with GROUP 1 TDT & CSS

27 - 30 October 2016

### Laps and Sector Times

Autodromo Internacional Algarve - 4652 mtr.

5	46.472	125.4	42.195	93.3		166.4	179.4	2:41.751	11	45.458	141.0	38.500	108.5	58.224	165.9	179.4	2:22.182
6	Out	98.4	47.853	96.6	1:06.733			5:21.387 P	12								

517 Rêgo-Leal									Datsun 1200 Gx										
lap	Sect-1	Speed	Sect-2	Speed	Sect-3	Speed	TopSpeed	laptime	pit	lap	Sect-1	Speed	Sect-2	Speed	Sect-3	Speed	Topspeed	laptime	pit
1	Out	76.7	48.861	79.6	1:05.788			2:49.069		6	Out	93.2	46.921	80.7	1:05.111			5:35.887 P	
2	52.217	115.0	45.378	93.8	1:04.125	147.5	155.8	2:41.720		7	53.391	130.9	45.256	89.9	1:03.876	144.4	156.1	2:42.523	
3	52.938	111.5	45.047	84.6	1:03.388	147.7	158.4	2:41.373		8	51.687	111.0	46.290	75.6	1:04.161	145.6	156.7	2:42.138	
4	52.092	118.0	43.143	101.3	1:02.264	149.0	154.1	2:37.499		9	53.366	125.1	45.536	93.2	1:03.891	145.7	157.0	2:42.793	
5	51.532	115.3	43.490	95.9		149.6	158.1	2:45.375		10	51.745	109.0	46.971	83.9	1:06.376	145.2	153.4	2:45.092	

532 Castro-Monteiro									Datsun 1200 Gx										
lap	Sect-1	Speed	Sect-2	Speed	Sect-3	Speed	TopSpeed	laptime	pit	lap	Sect-1	Speed	Sect-2	Speed	Sect-3	Speed	Topspeed	laptime	pit
1	Out	98.1	47.067	85.0	1:07.269			2:47.593		7	54.868	102.2	47.601	83.7	1:05.368	145.7	143.4	2:47.837	
2	53.697	107.5	45.787	91.8	1:05.896	137.8	148.8	2:45.380		8	52.635	108.9	46.013	85.6	1:05.141	143.8	149.6	2:43.789	
3	52.958	108.0	47.149	98.3	1:04.849	141.9	153.6	2:44.956		9	54.273	114.9	45.349	85.0	1:03.099	141.7	153.4	2:42.721	
4	52.221	116.1	45.110	92.8	1:04.541	145.2	156.7	2:41.872		10	52.173	119.1	45.045	89.7	1:02.645	144.8	151.7	2:39.863	
5	53.246	115.6	45.065	91.4	1:03.213	143.0	144.4	2:41.524		11	51.820	115.4	45.445	91.7		145.9	155.4	2:45.562	
6	51.993	122.7	44.497	95.0	1:03.361	145.2	152.8	2:39.851		12									

538 Rui Moura									Vw Golf Gti										
lap	Sect-1	Speed	Sect-2	Speed	Sect-3	Speed	TopSpeed	laptime	pit	lap	Sect-1	Speed	Sect-2	Speed	Sect-3	Speed	Topspeed	laptime	pit
1	Out	114.8	42.669	99.9	1:01.393			2:32.112		6	51.056	126.9	45.858	84.2	1:05.368	152.1	161.2	2:50.935	
2	49.861	117.0	43.662	99.1	1:01.615	151.3	162.7	2:35.138		7	Out	125.4	42.672	97.6	1:01.863			5:09.058 P	
3	49.408	124.1	42.890	100.7	1:00.966	153.2	165.6	2:33.264		8	49.652	119.9	43.134	96.4	1:01.576	153.0	162.9	2:34.362	
4	50.277	121.9	43.245	102.7	1:01.751	152.1	162.4	2:35.273		9	49.990	126.3	43.222	102.8	1:02.579	151.9	161.0	2:35.791	
5	49.507	126.9	43.412	101.0	1:01.560	151.0	161.2	2:34.479		10	49.095	134.5	42.706	103.4	1:01.822	153.4	163.4	2:33.623	

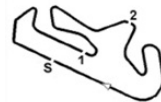
540 Matos-Matos									Vw Golf Gti										
lap	Sect-1	Speed	Sect-2	Speed	Sect-3	Speed	TopSpeed	laptime	pit	lap	Sect-1	Speed	Sect-2	Speed	Sect-3	Speed	Topspeed	laptime	pit
1	Out	105.6	46.469	85.8	1:03.875			2:42.690		3	Out	62.3	1:14.614	58.3	In			5:07.369 P	
2	21:02.573	131.1	47.782	86.1		144.0	137.4	23:03.279		4									

549 Miguel Ribeiro-Ribeiro									Alfa Romeo Giulia Super 1.6										
lap	Sect-1	Speed	Sect-2	Speed	Sect-3	Speed	TopSpeed	laptime	pit	lap	Sect-1	Speed	Sect-2	Speed	Sect-3	Speed	Topspeed	laptime	pit
1	Out	99.0	45.503	91.4	1:03.041			2:40.078		6	51.706	100.9	53.112	88.0	1:04.739	150.4	161.4	3:01.011	
2	49.738	128.1	44.053	100.9	1:18.611	150.8	152.8	2:52.402		7	Out	125.0	44.255	95.1	1:03.734	145.4	160.0	2:39.589	
3	52.396	125.9	44.020	86.1	1:02.640	126.9	150.6	2:39.056		8	51.665	124.1	44.190	100.9	1:03.584	150.2	161.2	2:42.125	
4	50.793	127.2	43.143	95.2	1:02.756	147.3	154.1	2:36.692		9	52.249	110.7	46.292	98.8	1:03.172	147.5	158.4	2:38.676	
5	50.056	133.3	43.151	99.6	1:02.456	150.8	149.8	2:35.663		10	50.292	135.8	45.212	98.7					

550 Mota-Soares									Jaguar XJS										
lap	Sect-1	Speed	Sect-2	Speed	Sect-3	Speed	TopSpeed	laptime	pit	lap	Sect-1	Speed	Sect-2	Speed	Sect-3	Speed	Topspeed	laptime	pit
1	Out	105.8						2:49.376		6	51.081	115.1				158.8	172.8	2:43.444	
2	54.013	106.5				151.7	133.5	2:48.186		7	51.816	119.7				155.8	164.9	2:44.026	
3	53.370	107.5				153.6	165.4	2:46.195		8	Out	114.0	In					4:21.116 P	
4	50.824	112.3				160.5	164.1	2:41.749		9	51.655	119.6				151.7	163.1	2:46.004	
5	51.020	120.0				158.6	164.4	2:40.569		10									

570 Ferreira-Melo									BMW 320i										
lap	Sect-1	Speed	Sect-2	Speed	Sect-3	Speed	TopSpeed	laptime	pit	lap	Sect-1	Speed	Sect-2	Speed	Sect-3	Speed	Topspeed	laptime	pit
1	Out	103.0	44.952	85.7	1:02.884			2:36.707		7	Out	91.4	47.169	78.8	1:02.274			4:17.698 P	
2	51.839	112.1	42.542	95.4	1:01.746	159.5	156.3	2:36.127		8	48.717	122.9	42.621	105.9	1:32.925	164.1	165.9	3:04.263	
3	49.700	125.6	42.592	90.0	1:03.829	162.7	168.5	2:36.121		9	49.740	119.9	44.900	79.0	1:04.174	155.4	161.4	2:38.814	
4	48.100	126.6	43.103	91.9	1:02.620	158.4	162.2	2:33.823		10	48.499	125.1	42.528	94.6	1:01.322	153.2	166.4	2:32.349	
5	48.683	124.0	43.056	94.9	1:01.196	157.2	166.4	2:32.935		11	50.730	131.1	42.503	87.4	1:03.380	163.1	164.1	2:36.613	
6	51.231	109.9	43.618	93.1		164.4	161.0	2:39.507		12									

572 Luis Sousa Ribeiro									Jaguar XJS										
lap	Sect-1	Speed	Sect-2	Speed	Sect-3	Speed	TopSpeed	laptime	pit	lap	Sect-1	Speed	Sect-2	Speed	Sect-3	Speed	Topspeed	laptime	pit
1	Out	99.5	47.380	95.4	1:07.187			2:45.377		6	46.218	134.5	39.871	107.9	59.668	172.2	187.8	2:25.757	
2	47.504	128.6	40.679	102.2	59.638	169.0	181.5	2:27.821		7	45.166	140.3	40.321	99.9	1:17.988	175.6	191.8	2:43.475	
3	45.645	120.7	40.150	108.7	59.528	179.1	195.3	2:25.323		8	53.965	98.5	50.825	83.5	1:02.882	136.4	145.2	2:47.672	



## HTCC with GROUP 1 TDT & CSS

27 - 30 October 2016

### Laps and Sector Times

Autodromo Internacional Algarve - 4652 mtr.

4	45.848	130.1	<u>39.541</u>	103.5	59.786	178.8	193.9	<u>2:25.175</u>	9	45.663	142.7	39.983	107.4	59.630	177.6	193.5	2:25.276
5	47.125	136.4	39.840	<u>110.4</u>	<u>59.391</u>	<u>179.1</u>	188.5	2:26.356	10								

574 Pinto-Pinto									Bmw 2002 ti										
lap	Sect-1	Speed	Sect-2	Speed	Sect-3	Speed	TopSpeed	laptime	pit	lap	Sect-1	Speed	Sect-2	Speed	Sect-3	Speed	Topspeed	laptime	pit
1	Out	88.7	44.347	86.7	1:01.621			2:34.975		2	<u>1:02.327</u>	84.2	<u>42.070</u>	<u>99.5</u>	<u>1:01.060</u>	<u>160.2</u>	115.6	<u>2:45.457</u>	

585 Manuel Vistas									Porsche 924 Turbo										
lap	Sect-1	Speed	Sect-2	Speed	Sect-3	Speed	TopSpeed	laptime	pit	lap	Sect-1	Speed	Sect-2	Speed	Sect-3	Speed	Topspeed	laptime	pit
1	Out	110.4						2:50.941		5	Out	106.5	In		In			7:06.623	P
2	53.210	<u>117.3</u>				147.1	150.2	<u>2:44.332</u>		6	54.973	112.6			150.6	148.8	3:10.830		
3	52.711	109.3				<u>152.1</u>	153.8	2:46.153		7	Out	91.1	In		In			8:21.514	P
4	<u>52.381</u>	114.9				151.0	<u>157.9</u>	2:59.440		8									

587 Manuel Cabral Menezes									Vw Golf Gti										
lap	Sect-1	Speed	Sect-2	Speed	Sect-3	Speed	TopSpeed	laptime	pit	lap	Sect-1	Speed	Sect-2	Speed	Sect-3	Speed	Topspeed	laptime	pit
1	Out	76.8						2:37.322		6	Out	104.3	45.332	87.0	1:03.160			5:48.864	P
2	48.396	127.2	47.093	90.7	1:02.429	159.3	173.9	2:37.918		7	47.878	140.3	41.520	<u>101.4</u>	59.885	159.8	175.3	2:29.283	
3	47.351	118.7	<u>40.728</u>	97.5	1:00.136	157.0	175.3	<u>2:28.215</u>		8	47.150	134.7	42.313	96.2	<u>59.424</u>	159.3	174.8	2:28.887	
4	47.805	142.7	40.861	98.8	1:00.056	<u>161.0</u>	<u>176.2</u>	2:28.722		9	47.566	137.2	41.202	94.9	1:00.022	159.8	174.5	2:28.790	
5	49.966	118.4	41.794	93.7		158.4	173.9	2:38.524		10	<u>46.889</u>	<u>142.9</u>	42.358	98.8	1:03.421	159.5	175.0	2:32.668	

588 Rafael Cerveira Pinto									Vw Golf Gti										
lap	Sect-1	Speed	Sect-2	Speed	Sect-3	Speed	TopSpeed	laptime	pit	lap	Sect-1	Speed	Sect-2	Speed	Sect-3	Speed	Topspeed	laptime	pit
1	Out	117.0	42.593	86.5	59.729			2:29.155		6	47.584	136.2	39.904	99.4		163.9	175.0	2:35.398	
2	46.058	135.8	39.630	95.7	58.729	166.9	<u>183.1</u>	2:24.417		7	Out	113.9	41.550	97.1	1:01.461			7:33.846	P
3	<u>45.765</u>	135.0	39.745	<u>105.4</u>	58.848	<u>168.8</u>	180.6	<u>2:24.358</u>		8	47.779	129.7	39.580	86.8	<u>58.673</u>	161.9	177.9	2:26.032	
4	46.618	137.6	39.812	89.0	58.976	162.4	180.9	2:25.406		9	46.333	141.9	<u>39.456</u>	101.2	59.291	161.4	177.3	2:25.080	
5	47.590	140.8	40.107	98.6	59.391	164.1	177.6	2:27.088		10	46.856	<u>142.3</u>	39.505	85.4	59.432	162.2	174.2	2:25.793	

599 Hipólito Pires									Austin Cooper S										
lap	Sect-1	Speed	Sect-2	Speed	Sect-3	Speed	TopSpeed	laptime	pit	lap	Sect-1	Speed	Sect-2	Speed	Sect-3	Speed	Topspeed	laptime	pit
1	Out	104.4	50.112	83.6	1:01.217			2:40.909		7	50.968	100.9	45.967	81.3	1:04.098	158.4	175.6	2:41.033	
2	46.904	126.0	<u>39.741</u>	91.1	59.861	167.2	175.6	2:26.506		8	50.308	118.2	46.122	89.8	1:04.541	160.7	177.9	2:40.971	
3	<u>45.960</u>	<u>135.3</u>	40.382	92.9	<u>59.237</u>	<u>171.2</u>	<u>183.7</u>	2:25.579		9	51.216	114.4	47.718	84.6	1:03.954	162.2	168.2	2:42.888	
4	46.296	134.2	40.020	91.3	59.258	169.0	182.4	<u>2:25.574</u>		10	50.024	107.6	48.258	73.3	1:04.107	160.0	178.5	2:42.389	
5	57.051	75.2	54.932	58.1		168.8	181.8	3:15.310		11	52.465	115.9	44.290	<u>97.7</u>	1:04.028	161.7	173.9	2:40.783	
6	Out	116.9	46.123	88.3	1:04.872			4:52.072	P	12									