
CNCC / LCC

27 - 30 October 2016

Laps and Sector Times

Autodromo Internacional Algarve - 4652 mtr.

1 BELTRAN-TARRERO								PORSCHE 911 2.0											
lap	Sect-1	Speed	Sect-2	Speed	Sect-3	Speed	TopSpeed	laptime	pit	lap	Sect-1	Speed	Sect-2	Speed	Sect-3	Speed	Topspeed	laptime	pit
1	Out	96.3	44.338	99.5	1:05.399			2:40.246		5	53.114	110.3	46.462	99.6	1:08.092	145.2	152.3	2:47.668	
2	52.781	115.0	<u>43.561</u>	95.2	<u>1:04.786</u>	<u>153.8</u>	164.4	<u>2:41.128</u>		6	54.945	106.1	48.843	96.3	1:08.480	149.6	162.9	2:52.268	
3	<u>51.333</u>	<u>116.4</u>	44.646	<u>99.8</u>		150.6	156.3	2:46.504		7	54.077	93.8	48.108	92.8	1:07.316	151.7	150.4	2:49.501	
4	Out	94.7	48.352	91.1	1:09.687			5:00.421 P		8	52.211	106.1	44.955	91.2	1:06.632	153.2	<u>167.2</u>	2:43.798	

2 LUÍS VILLALBA								DE TOMASO PANTERA											
lap	Sect-1	Speed	Sect-2	Speed	Sect-3	Speed	TopSpeed	laptime	pit	lap	Sect-1	Speed	Sect-2	Speed	Sect-3	Speed	Topspeed	laptime	pit
1	Out	100.6	39.514	107.2	55.798			2:22.851		7	40.210	130.1	35.881	104.0	54.974	213.0	209.7	2:11.065	
2	45.291	117.5	35.083	<u>109.2</u>	<u>52.746</u>	207.7	208.9	2:13.120		8	40.505	144.4	34.494	105.7	54.257	210.5	217.7	2:09.256	
3	40.162	139.0	33.896	102.3	53.495	212.6	220.4	2:07.553		9	<u>39.555</u>	135.3	34.941	97.6	53.223	214.7	231.8	2:07.719	
4	40.173	124.1	35.013	104.8	53.378	218.6	238.9	2:08.564		10	39.828	<u>146.3</u>	<u>33.437</u>	102.8	54.163	213.0	233.3	<u>2:07.428</u>	
5	40.264	138.8	34.265	103.3	53.793	<u>221.8</u>	209.3	2:08.322		11	51.707	135.8	<u>34.220</u>	108.3		216.9	<u>239.5</u>	2:28.358	
6	40.553	114.2	39.246	98.6	54.809	216.4	221.8	2:14.608		12									

3 JUAN CARLOS ZORRILLA								PORSCHE 968CS											
lap	Sect-1	Speed	Sect-2	Speed	Sect-3	Speed	TopSpeed	laptime	pit	lap	Sect-1	Speed	Sect-2	Speed	Sect-3	Speed	Topspeed	laptime	pit
1	Out	80.5	50.669	66.9	1:06.356			2:54.212		6	44.485	127.7	38.051	91.2	58.153	183.7	198.5	2:20.689	
2	51.231	111.7	39.893	88.5	59.005	159.5	163.6	2:30.129		7	43.880	123.7	37.961	92.2	58.010	184.9	201.9	2:19.851	
3	45.905	112.5	38.860	90.5	59.151	181.5	189.8	2:23.916		8	43.409	<u>135.2</u>	38.127	94.1	<u>57.693</u>	<u>188.8</u>	203.4	<u>2:19.229</u>	
4	47.175	121.3	38.846	91.1	58.427	176.8	185.6	2:24.448		9	<u>42.848</u>	131.4	<u>37.225</u>	92.0	1:13.275	186.9	<u>206.1</u>	2:33.348	
5	45.669	101.6	43.691	<u>97.1</u>	59.297	186.5	197.4	2:28.657		10	46.442	123.0	39.798	92.1	57.868	156.3	175.3	2:24.108	

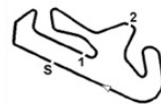
5 MARIA MARTÍ - LUIS BOIRIA								PORSCHE 968CS											
lap	Sect-1	Speed	Sect-2	Speed	Sect-3	Speed	TopSpeed	laptime	pit	lap	Sect-1	Speed	Sect-2	Speed	Sect-3	Speed	Topspeed	laptime	pit
1	Out	105.9	44.346	101.6	1:05.166			2:37.424		5	57.412	105.5	42.157	<u>106.4</u>	1:09.323	133.3	104.0	2:48.892	
2	53.458	110.5	43.191	105.7		154.5	151.5	2:48.453		6	55.399	94.6	47.088	93.2	1:05.851	134.2	131.4	2:48.338	
3	Out	96.8	45.089	106.2	In			4:14.855 P		7	54.495	<u>111.5</u>	42.917	81.5	1:03.580	<u>160.0</u>	162.4	2:40.992	
4	Out	97.8	44.221	85.7	1:09.903			4:35.604 P		8	<u>50.620</u>	110.5	<u>41.567</u>	103.0	<u>1:03.548</u>	156.3	157.9	<u>2:35.735</u>	

24 MARC GARCIA								HONDA CIVI VT1											
lap	Sect-1	Speed	Sect-2	Speed	Sect-3	Speed	TopSpeed	laptime	pit	lap	Sect-1	Speed	Sect-2	Speed	Sect-3	Speed	Topspeed	laptime	pit
1	Out	101.0	52.121	81.8	1:08.969			3:01.306		6	46.412	134.2	<u>39.826</u>	100.2	<u>59.086</u>	165.9	183.4	<u>2:25.324</u>	
2	58.490	123.0	42.552	92.0	1:02.402	153.2	152.1	2:43.444		7	46.580	128.9	41.052	94.4	1:00.867	167.7	184.3	2:28.499	
3	48.986	126.5	41.271	96.4	1:00.484	159.5	170.9	2:30.741		8	<u>45.381</u>	139.2	40.753	94.7	59.595	<u>170.1</u>	<u>187.5</u>	2:25.729	
4	48.062	92.2	42.141	<u>111.7</u>	1:00.424	166.4	185.6	2:30.627		9	46.853	<u>139.4</u>	41.070	103.0		167.4	185.6	2:31.624	
5	47.951	130.4	40.596	94.9	59.090	160.5	179.4	2:27.637		10									

27 ANTONIO CASTRO								PORSCHE 968 TURBO RS											
lap	Sect-1	Speed	Sect-2	Speed	Sect-3	Speed	TopSpeed	laptime	pit	lap	Sect-1	Speed	Sect-2	Speed	Sect-3	Speed	Topspeed	laptime	pit
1	Out	102.6						2:28.881		6	<u>40.193</u>	<u>139.0</u>				213.9	231.8	2:10.398	
2	45.956	119.7				201.9	184.6	2:16.729		7	40.721	132.5				213.9	220.9	2:11.063	
3	41.146	129.7				213.0	208.1	2:12.265		8	44.871	115.6				211.4	219.5	2:40.896	
4	41.600	136.7				<u>216.4</u>	197.4	2:11.018		9	Out	116.3	In		In			4:45.123 P	
5	41.696	126.6				205.3	215.1	2:10.085		10	40.911	132.7				208.9	206.5	<u>2:09.859</u>	

36 CARLOS RIBERA								BMW 2002											
lap	Sect-1	Speed	Sect-2	Speed	Sect-3	Speed	TopSpeed	laptime	pit	lap	Sect-1	Speed	Sect-2	Speed	Sect-3	Speed	Topspeed	laptime	pit
1	Out	87.9	46.053	94.0	1:04.230			2:43.974		6	47.674	103.0	41.117	103.9	1:00.318	165.6	173.4	2:29.109	
2	52.574	105.8	42.466	103.5	1:01.182	155.8	162.2	2:36.222		7	48.374	117.5	41.083	96.6	1:00.853	168.8	171.7	2:30.310	
3	48.464	<u>121.9</u>	42.045	89.9	1:00.825	<u>171.7</u>	180.9	2:31.334		8	<u>46.731</u>	111.9	41.307	103.3	1:01.544	166.9	175.9	2:29.582	
4	49.424	108.9	41.874	106.7	1:03.682	171.2	166.4	2:34.980		9	47.103	117.3	<u>40.190</u>	107.2	1:01.742	164.1	<u>181.5</u>	2:29.035	
5	48.869	93.6	43.694	95.2	1:03.117	162.4	173.6	2:35.680		10	46.799	117.4	42.015	<u>107.6</u>	<u>1:00.208</u>	161.9	173.4	<u>2:29.022</u>	

88 LÓPEZ-RODRIGUEZ								PORSCHE 911 3.0 RS											
lap	Sect-1	Speed	Sect-2	Speed	Sect-3	Speed	TopSpeed	laptime	pit	lap	Sect-1	Speed	Sect-2	Speed	Sect-3	Speed	Topspeed	laptime	pit
1	Out	103.6	42.886	81.9	1:01.187			2:32.317		5	<u>42.422</u>	<u>136.0</u>	37.191	97.2	56.882	200.7	<u>210.1</u>	2:16.495	
2	47.292	113.9	40.417	94.3	59.763	178.8	177.9	2:27.472		6	42.844	135.5	36.485	99.2	56.172	<u>202.6</u>	191.8	2:15.501	
3	45.978	129.5	36.924	95.1	58.886	184.3	186.2	2:21.788		7	42.931	125.6	36.293	106.6	<u>55.435</u>	197.8	200.7	<u>2:14.659</u>	
4	44.146	134.0	<u>36.179</u>	<u>108.2</u>	58.748	184.6	185.9	2:19.073		8	53.463	99.4	50.750	87.9		201.1	155.6	3:01.719	


CNCC / LCC

27 - 30 October 2016

Laps and Sector Times

Autodromo Internacional Algarve - 4652 mtr.

90 ANTONIO GARCIA									HONDA CIVI VTI										
lap	Sect-1	Speed	Sect-2	Speed	Sect-3	Speed	TopSpeed	laptime	pit	lap	Sect-1	Speed	Sect-2	Speed	Sect-3	Speed	Topspeed	laptime	pit
1	Out	95.2	51.616	85.4	1:09.017			2:55.776		6	46.142	129.0	39.741	93.2	58.817	168.8	186.2	2:24.700	
2	53.600	115.3	42.349	86.3	1:00.695	151.3	159.8	2:36.644		7	46.439	124.9	41.012	93.5	59.433	169.5	184.3	2:26.884	
3	49.029	104.9	42.594	90.3	1:03.467	165.9	179.4	2:35.090		8	<u>45.105</u>	<u>137.9</u>	39.764	96.8	58.885	169.5	<u>186.5</u>	<u>2:23.754</u>	
4	48.545	95.2	43.728	<u>102.7</u>	1:00.560	168.5	181.8	2:32.833		9	46.013	131.4	<u>39.707</u>	92.7	<u>58.779</u>	<u>170.6</u>	186.2	2:24.499	
5	47.724	120.4	41.017	99.9	59.376	168.0	186.2	2:28.117		10									

103 JOÃO PEDRO SILVA									PORSCHE 911 RSR										
lap	Sect-1	Speed	Sect-2	Speed	Sect-3	Speed	TopSpeed	laptime	pit	lap	Sect-1	Speed	Sect-2	Speed	Sect-3	Speed	Topspeed	laptime	pit
1	Out	112.4	34.606	91.7	1:00.243			2:17.777		5	39.267	160.5	32.381	103.7	53.137	198.2	219.1	2:04.785	
2	40.532	156.1	32.308	105.1	<u>51.819</u>	190.5	210.9	2:04.659		6	38.853	<u>173.9</u>	32.539	<u>106.3</u>	53.743	206.5	225.9	2:05.135	
3	38.481	159.5	<u>32.069</u>	103.5	52.179	<u>209.7</u>	<u>233.8</u>	<u>2:02.729</u>		7	39.475	143.6	33.077	85.8	1:07.926	208.1	226.9	2:20.478	
4	<u>38.307</u>	158.4	32.325	101.7	53.620	204.9	<u>232.3</u>	2:04.252		8	42.146	139.4	35.573	90.5		200.7	213.0	2:19.942	

106 JOAQUIM JORGE									FORD ESCORT RS 1600										
lap	Sect-1	Speed	Sect-2	Speed	Sect-3	Speed	TopSpeed	laptime	pit	lap	Sect-1	Speed	Sect-2	Speed	Sect-3	Speed	Topspeed	laptime	pit
1	Out	98.9	37.757	94.1	54.320			2:17.822		6	39.926	146.3	33.150	117.3	53.937	204.2	222.2	2:07.013	
2	40.403	135.0	34.339	102.7	54.141	194.2	211.8	2:08.883		7	40.002	136.0	33.792	108.0	53.516	206.1	218.2	2:07.310	
3	41.830	134.0	33.563	114.3	53.116	190.5	222.2	2:08.509		8	40.501	<u>153.6</u>	33.403	<u>118.6</u>	53.480	203.4	210.1	2:07.384	
4	40.356	146.3	33.053	115.1	53.421	<u>208.9</u>	217.7	2:06.830		9	40.446	138.8	33.992	108.8	53.183	197.4	219.5	2:07.621	
5	<u>39.845</u>	135.8	<u>32.990</u>	106.9	<u>52.656</u>	203.4	<u>222.7</u>	<u>2:05.491</u>		10	48.135	110.9	44.110	65.0		197.8	169.5	2:50.247	

110 LUÍS CARLOS									FORD ANGLIA										
lap	Sect-1	Speed	Sect-2	Speed	Sect-3	Speed	TopSpeed	laptime	pit	lap	Sect-1	Speed	Sect-2	Speed	Sect-3	Speed	Topspeed	laptime	pit
1	Out	92.0	45.045	88.5	1:03.309			2:39.535		5	48.254	117.5	41.351	92.0	1:01.195	<u>167.4</u>	174.8	2:30.800	
2	50.355	106.8	41.585	96.8	1:01.207	162.2	167.2	2:33.147		6	47.282	<u>128.0</u>	41.844	<u>97.0</u>		161.4	167.7	2:35.356	
3	48.304	111.9	41.486	92.4	1:01.301	165.1	167.4	2:31.091		7	Out	116.5	<u>41.038</u>	93.8	1:00.627			2:58.602	P
4	48.340	117.8	41.572	95.8	<u>1:00.526</u>	165.4	161.4	<u>2:30.438</u>		8									

112 RUI MACEDO SILVA									PORSCHE 911 RSR										
lap	Sect-1	Speed	Sect-2	Speed	Sect-3	Speed	TopSpeed	laptime	pit	lap	Sect-1	Speed	Sect-2	Speed	Sect-3	Speed	Topspeed	laptime	pit
1	Out	121.1	37.895	96.2	55.847			18:56.074		3	<u>41.387</u>	143.6	<u>35.277</u>	97.4	55.905	<u>199.3</u>	215.6	<u>2:12.569</u>	
2	41.523	<u>145.2</u>	36.647	<u>103.3</u>	<u>55.494</u>	196.0	<u>216.0</u>	2:13.664		4									

116 FRANCISCO MORA									PORSCHE 911 RSR										
lap	Sect-1	Speed	Sect-2	Speed	Sect-3	Speed	TopSpeed	laptime	pit	lap	Sect-1	Speed	Sect-2	Speed	Sect-3	Speed	Topspeed	laptime	pit
1	Out	108.8	45.008	77.9	1:15.780			2:58.194		6	44.008	128.1	36.490	102.9	55.640	<u>201.1</u>	182.1	2:16.138	
2	52.294	104.5	45.133	96.0	55.726	125.9	129.3	2:33.153		7	41.671	134.3	37.904	103.3	<u>53.418</u>	197.8	199.6	2:12.993	
3	42.444	95.8	37.982	108.5	56.947	192.5	201.5	2:17.373		8	<u>41.194</u>	<u>147.3</u>	<u>33.504</u>	<u>113.8</u>	54.472	<u>201.1</u>	198.5	<u>2:09.170</u>	
4	45.392	107.5	36.347	106.0	54.797	193.5	187.2	2:16.536		9	47.082	128.0	36.543	107.6	58.271	193.9	<u>207.7</u>	2:21.896	
5	43.039	112.1	36.218	89.0	55.320	193.5	203.0	2:14.577		10	54.650	116.1	47.097	88.7		189.8	191.5	2:54.287	

120 RUI ALVES									FORD ESCORT RS 1600										
lap	Sect-1	Speed	Sect-2	Speed	Sect-3	Speed	TopSpeed	laptime	pit	lap	Sect-1	Speed	Sect-2	Speed	Sect-3	Speed	Topspeed	laptime	pit
1	Out	119.7	36.577	88.8	57.161			2:16.869		4	41.369	131.9	34.707	<u>107.8</u>	54.001	<u>200.4</u>	<u>222.2</u>	2:10.077	
2	44.430	127.5	<u>34.229</u>	106.7	54.786	194.2	200.4	2:13.445		5	<u>41.049</u>	129.0	35.035	98.7	54.525	<u>200.4</u>	220.4	2:10.609	
3	41.541	<u>139.2</u>	34.239	102.1	<u>53.912</u>	196.0	206.5	<u>2:09.692</u>		6	43.374	129.3	40.070	102.2		197.1	208.5	2:25.598	

132 JORGE CRUZ									BMW E21 323i										
lap	Sect-1	Speed	Sect-2	Speed	Sect-3	Speed	TopSpeed	laptime	pit	lap	Sect-1	Speed	Sect-2	Speed	Sect-3	Speed	Topspeed	laptime	pit
1	Out	89.5	42.526	92.4	58.400			2:32.425		7	43.630	140.6	36.450	110.3	<u>56.390</u>	175.9	188.2	2:16.470	
2	48.625	119.9	38.018	106.8	57.627	179.7	184.9	2:24.270		8	47.041	128.0	38.149	101.6	58.509	180.0	188.5	2:23.699	
3	44.266	128.7	37.737	107.9	57.552	181.2	188.2	2:19.555		9	44.286	131.4	37.800	108.8	56.992	172.5	176.5	2:19.078	
4	43.536	132.0	37.919	105.1	57.423	<u>182.7</u>	186.9	2:18.878		10	44.053	143.4	37.231	107.6	57.680	178.8	182.4	2:18.964	
5	43.428	138.6	<u>36.326</u>	<u>110.8</u>	56.614	181.8	188.8	<u>2:16.368</u>		11	43.359	142.7	36.513	107.6	57.768	179.1	187.2	2:17.640	
6	<u>42.789</u>	<u>149.2</u>	36.917	107.5	57.225	181.2	<u>189.1</u>	2:16.931		12									

133 FILIPE MATIAS									LOTUS ELAN +2										
lap	Sect-1	Speed	Sect-2	Speed	Sect-3	Speed	TopSpeed	laptime	pit	lap	Sect-1	Speed	Sect-2	Speed	Sect-3	Speed	Topspeed	laptime	pit
1	Out	101.3	40.244	105.7	54.901			2:21.863		3	<u>43.766</u>	<u>132.4</u>	44.426	77.6		190.5	202.6	2:41.423	
2	43.990	129.5	<u>34.902</u>	<u>112.7</u>	<u>53.330</u>	191.5	<u>204.9</u>	<u>2:12.222</u>		4									

CNCC / LCC

Laps and Sector Times

27 - 30 October 2016

Autodromo Internacional Algarve - 4652 mtr.

146 SÉRGIO SOARES									BMW 2002										
lap	Sect-1	Speed	Sect-2	Speed	Sect-3	Speed	TopSpeed	laptime	pit	lap	Sect-1	Speed	Sect-2	Speed	Sect-3	Speed	Topspeed	laptime	pit
1	Out	93.8						2:36.132		4	46.017	99.9			194.6	188.5	188.5	2:32.421	
2	44.895	119.3				195.3	210.9	2:15.671		5	Out	115.1	In		In			5:49.693	P
3	41.744	136.7				194.2	212.2	2:11.038		6	48.149	104.5			188.2	182.1	182.1	2:35.636	

155 LUÍS NUNES-RIBEIRO NUNES									FORD ESCORT MK2										
lap	Sect-1	Speed	Sect-2	Speed	Sect-3	Speed	TopSpeed	laptime	pit	lap	Sect-1	Speed	Sect-2	Speed	Sect-3	Speed	Topspeed	laptime	pit
1	Out	96.0	46.013	80.8	1:04.614			2:47.598		6	45.944	139.7	39.495	114.8	58.757	181.2	183.7	2:24.196	
2	47.547	124.0	38.217	100.1	1:14.351	174.8	164.6	2:40.115		7	46.852	122.6	39.734	87.9	59.244	177.3	174.5	2:25.830	
3	48.225	102.6	41.155	107.2	1:00.839	172.8	181.5	2:30.219		8	46.099	127.4	40.371	101.0	58.740	180.9	187.8	2:25.210	
4	46.318	137.1	38.721	100.7	59.031	181.2	183.4	2:24.070		9	45.906	129.7	37.988	113.3	57.189	180.9	192.9	2:21.083	
5	46.844	127.5	40.756	102.8	58.334	178.8	180.9	2:25.934		10									

161 DOMINGOS SOUSA COUTINHO									BMW 2800 CS										
lap	Sect-1	Speed	Sect-2	Speed	Sect-3	Speed	TopSpeed	laptime	pit	lap	Sect-1	Speed	Sect-2	Speed	Sect-3	Speed	Topspeed	laptime	pit
1	Out	97.8	43.562	92.0	57.600			2:31.891		6	43.607	136.0	36.165	111.6	56.693	187.5	206.5	2:16.465	
2	45.879	118.0	37.366	98.0	57.729	186.2	198.9	2:20.974		7	43.066	138.6	36.425	106.4	55.494	188.8	209.7	2:14.985	
3	42.511	130.9	37.921	85.7	56.501	188.5	207.3	2:16.933		8	43.342	123.4	37.628	103.5	57.122	191.5	211.4	2:19.039	
4	43.340	132.8	36.403	105.7	1:11.153	189.8	204.5	2:30.896		9	Out	130.8	37.210	80.5	56.832			4:01.882	P
5	42.438	130.3	36.355	106.1	55.912	188.2	206.5	2:14.705		10	42.714	130.9	41.021	108.9	56.770	189.8	205.7	2:20.505	

170 RÔMULO MINEIRO									FORD ESCORT										
lap	Sect-1	Speed	Sect-2	Speed	Sect-3	Speed	TopSpeed	laptime	pit	lap	Sect-1	Speed	Sect-2	Speed	Sect-3	Speed	Topspeed	laptime	pit
1	Out	96.0	47.606	78.5	1:05.335			2:41.716		6	44.500	123.3	40.831	102.8		184.9	184.9	2:31.959	
2	52.180	110.8	38.918	88.2	58.128	160.7	160.7	2:29.226		7	Out	118.7	37.635	100.5	57.878			5:00.498	P
3	46.224	112.3	38.876	94.9	58.861	186.9	183.4	2:23.961		8	44.260	123.3	36.952	107.9	57.435	185.6	185.9	2:18.647	
4	45.282	123.4	36.573	109.8	57.688	190.1	182.7	2:19.543		9	44.288	131.1	43.435	96.8		184.9	180.9	2:41.199	
5	47.135	99.4	42.549	104.1	59.154	181.5	169.8	2:28.838		10									

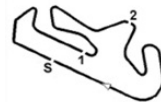
171 JOÃO CRUZ									BMW E21 323i										
lap	Sect-1	Speed	Sect-2	Speed	Sect-3	Speed	TopSpeed	laptime	pit	lap	Sect-1	Speed	Sect-2	Speed	Sect-3	Speed	Topspeed	laptime	pit
1	Out	95.7	44.467	88.7	1:02.552			2:37.818		5	48.934	115.9	42.799	86.9	1:02.884	167.2	174.2	2:34.617	
2	48.687	117.0	41.255	90.5	1:02.680	163.4	157.9	2:32.622		6	49.607	120.8	41.122	94.4	1:01.160	164.1	169.3	2:31.889	
3	49.018	114.5	41.934	95.4	1:02.401	167.2	172.8	2:33.353		7	49.253	117.6	44.900	101.6		162.7	180.6	2:54.936	
4	48.163	111.3	42.100	85.6	1:04.564	165.1	173.6	2:34.827		8	Out	109.1	43.194	86.6	In			5:52.824	P

175 RUI COSTA									FORD ESCORT RS 1600										
lap	Sect-1	Speed	Sect-2	Speed	Sect-3	Speed	TopSpeed	laptime	pit	lap	Sect-1	Speed	Sect-2	Speed	Sect-3	Speed	Topspeed	laptime	pit
1	Out	105.3	37.747	107.6	55.126			2:16.681		4	39.432	163.4	34.171	105.8	54.001	199.3	219.5	2:07.604	
2	43.299	128.9	36.590	98.6	55.921	194.6	210.1	2:15.810		5	40.280	144.8	35.002	109.0	54.203	200.0	217.7	2:09.485	
3	40.933	150.6	34.142	98.2	53.644	196.0	203.0	2:08.719		6	57.002	102.7	48.189	91.6		157.4	142.7	2:53.283	

193 PEDRO SERRADOR									BMW E21 323i										
lap	Sect-1	Speed	Sect-2	Speed	Sect-3	Speed	TopSpeed	laptime	pit	lap	Sect-1	Speed	Sect-2	Speed	Sect-3	Speed	Topspeed	laptime	pit
1	Out	99.4	42.841	68.3	1:02.608			2:32.189		6	44.763	127.2	38.861	108.5	57.283	177.9	191.5	2:20.907	
2	45.337	127.1	39.010	92.8	59.141	171.7	185.6	2:23.488		7	45.324	140.6	37.881	102.2		177.6	191.2	2:24.984	
3	45.138	118.3	38.395	106.1	57.472	178.8	190.1	2:21.005		8	Out	124.0	38.231	110.8	57.350			3:37.002	P
4	44.854	122.3	39.498	99.4	58.119	177.3	190.8	2:22.471		9	44.513	141.7	38.444	111.7	57.901	177.9	190.5	2:20.858	
5	46.680	97.3	39.550	107.9	57.692	179.1	179.7	2:23.922		10	44.673	137.8	37.649	113.4		176.8	190.8	2:21.840	

211 MARQUES-MONTEIRO									AUTOBIANCHI A112 ABARTH										
lap	Sect-1	Speed	Sect-2	Speed	Sect-3	Speed	TopSpeed	laptime	pit	lap	Sect-1	Speed	Sect-2	Speed	Sect-3	Speed	Topspeed	laptime	pit
1	Out	86.1	54.546	82.9	1:18.084			3:18.221		5	54.621	111.7	46.287	91.4	1:04.573	141.7	146.9	2:45.481	
2	1:00.207	99.4	47.503	89.4	1:07.148	135.2	139.9	2:54.858		6	54.282	108.9	47.204	99.8	1:04.473	141.0	147.3	2:45.959	
3	56.252	93.4	48.496	80.9	1:04.555	143.0	149.8	2:49.303		7	54.116	110.2	45.741	89.8	1:11.439	139.2	150.6	2:51.296	
4	55.254	105.2	45.524	89.3	1:04.848	141.9	149.6	2:45.626		8	55.087	116.0	44.207	93.2	1:04.742	128.4	145.6	2:44.036	

220 FERNANDO CHARAIS									DATSUN 120Y										
lap	Sect-1	Speed	Sect-2	Speed	Sect-3	Speed	TopSpeed	laptime	pit	lap	Sect-1	Speed	Sect-2	Speed	Sect-3	Speed	Topspeed	laptime	pit
1	Out	119.1	43.975		1:03.774			2:39.418		3	51.745	113.2	44.468	80.5	1:03.779	146.5	153.4	2:39.992	
2	50.274	128.9	42.024		1:06.104	154.1	164.1	2:38.402		4	5:06.805	86.9	58.866	69.6	1:16.235	145.9	148.4	7:21.906	



CNCC / LCC

Laps and Sector Times

27 - 30 October 2016

Autodromo Internacional Algarve - 4652 mtr.

233 SOARES-SOUSA COSTA									DATSUN 1200								
lap	Sect-1	Speed	Sect-2	Speed	Sect-3	Speed	TopSpeed	laptime pit	lap	Sect-1	Speed	Sect-2	Speed	Sect-3	Speed	Topspeed	laptime pit
1	Out	98.1	47.286	75.2	1:01.983			2:38.195	6	<u>45.747</u>	119.5	40.543	83.3		172.2	<u>186.5</u>	2:31.951
2	50.312	108.3	47.497	83.9	1:04.830	166.7	168.8	2:42.639	7	Out	108.9	46.801	81.6	1:02.478			5:11.526 P
3	47.910	119.1	40.138	91.1	59.882	159.8	171.7	2:27.930	8	49.008	114.6	41.853	83.9	1:00.478	163.6	176.2	2:31.339
4	47.413	125.1	<u>39.441</u>	85.2	1:00.488	<u>176.5</u>	180.9	2:27.342	9	47.595	<u>128.1</u>	40.777	<u>94.9</u>	59.708	170.1	181.2	2:28.080
5	46.935	105.7	40.282	76.1	<u>59.450</u>	169.0	180.0	<u>2:26.667</u>	10								

252 JOSÉ FAFIÃES									DATSUN 1200								
lap	Sect-1	Speed	Sect-2	Speed	Sect-3	Speed	TopSpeed	laptime pit	lap	Sect-1	Speed	Sect-2	Speed	Sect-3	Speed	Topspeed	laptime pit
1	Out	100.9	42.407	87.7	1:00.726			2:38.960	5	<u>44.516</u>	124.1	<u>37.209</u>	100.4	<u>56.381</u>	169.0	184.0	2:18.106
2	46.481	123.7	37.928	94.6	59.803	166.9	184.0	2:24.212	6	49.466	94.9	41.388	96.1	58.720	<u>172.8</u>	<u>187.2</u>	2:29.574
3	45.348	117.8	38.149	102.7	57.734	168.0	184.6	2:21.231	7	48.485	98.6	42.910	89.6		169.8	183.1	2:48.089
4	44.825	<u>132.8</u>	37.688	<u>104.2</u>	57.885	170.9	186.2	2:20.398	8								

269 PAULO ANTUNES									DATSUN 1200 COUPÉ								
lap	Sect-1	Speed	Sect-2	Speed	Sect-3	Speed	TopSpeed	laptime pit	lap	Sect-1	Speed	Sect-2	Speed	Sect-3	Speed	Topspeed	laptime pit
1	Out	90.2	48.215	80.1	1:03.577			2:48.112	6	Out	120.8	39.142	99.0	56.806			4:30.241 P
2	45.849	133.0	37.920	98.0	56.262	163.6	174.8	2:20.031	7	44.612	125.6	38.451	<u>102.0</u>	57.075	171.4	185.2	2:20.138
3	44.570	129.5	<u>37.495</u>	90.9	57.171	172.8	186.2	2:19.236	8	44.549	130.6	38.307	100.9	56.730	170.9	184.3	2:19.586
4	44.506	123.4	37.802	96.4	<u>56.247</u>	171.4	<u>189.8</u>	<u>2:18.555</u>	9	<u>44.479</u>	117.4	37.914	100.8	56.978	<u>173.9</u>	186.9	2:19.371
5	46.691	126.6	38.960	95.2		172.8	180.9	2:28.033	10								

302 JOÃO NOVO									FORD SIERRA RS500								
lap	Sect-1	Speed	Sect-2	Speed	Sect-3	Speed	TopSpeed	laptime pit	lap	Sect-1	Speed	Sect-2	Speed	Sect-3	Speed	Topspeed	laptime pit
1	Out	91.2	39.704	105.3	59.476			2:35.749	5	41.468	133.7	35.518	<u>126.0</u>	57.085	<u>216.9</u>	<u>201.1</u>	2:14.071
2	44.685	114.6	35.997	118.6	56.338	206.9	185.2	2:17.020	6	42.271	126.9	41.233	94.5		196.0	185.6	2:29.408
3	<u>41.363</u>	135.3	34.853	113.8	56.489	212.2	192.9	2:12.705	7	Out	<u>139.7</u>	35.094	103.6	56.355			6:29.592 P
4	41.681	134.0	35.378	105.4	55.668	215.1	183.1	2:12.727	8	42.140	134.3	<u>34.624</u>	119.6	<u>54.670</u>	208.5	182.7	<u>2:11.434</u>

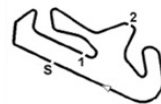
308 HERCULANO ANTAS									BMW M3								
lap	Sect-1	Speed	Sect-2	Speed	Sect-3	Speed	TopSpeed	laptime pit	lap	Sect-1	Speed	Sect-2	Speed	Sect-3	Speed	Topspeed	laptime pit
1	Out	108.3	40.966	103.0	57.005			2:22.633	6	41.748	<u>133.5</u>	35.781	<u>117.0</u>	54.967	203.0	198.2	2:12.496
2	43.523	121.9	40.064	109.1	<u>54.538</u>	193.2	206.9	2:18.125	7	41.554	128.1	1:06.899	85.4	203.0	205.3	3:03.592	
3	41.508	126.3	35.760	110.7	54.770	206.1	203.8	2:12.038	8	Out	107.7	41.068	106.3	56.613			4:23.894 P
4	<u>41.473</u>	129.8	<u>35.080</u>	114.9	54.676	204.2	<u>211.8</u>	<u>2:11.229</u>	9	43.026	123.1	35.725	107.8	55.769	202.2	190.8	2:14.520
5	42.453	127.8	35.276	112.7	54.808	<u>208.9</u>	179.4	2:12.537	10	41.983	131.5	36.032	107.1	54.567	201.9	207.7	2:12.582

314 LUÍS BARROS									FORD SIERRA RS500								
lap	Sect-1	Speed	Sect-2	Speed	Sect-3	Speed	TopSpeed	laptime pit	lap	Sect-1	Speed	Sect-2	Speed	Sect-3	Speed	Topspeed	laptime pit
1	Out	105.7	35.556	101.1	55.182			2:14.410	4	38.828	<u>150.2</u>	<u>32.796</u>	102.8	<u>52.295</u>	221.3	221.8	<u>2:03.919</u>
2	42.267	121.9	33.490	<u>104.3</u>	52.946	205.7	217.3	2:08.703	5	<u>38.700</u>	141.4	33.493	103.7		<u>222.2</u>	<u>233.3</u>	2:17.498
3	39.260	134.5	33.608	102.6	52.620	216.0	211.4	2:05.488	6								

317 JOÃO LUÍS									RENAULT SPIDER TROPHY								
lap	Sect-1	Speed	Sect-2	Speed	Sect-3	Speed	TopSpeed	laptime pit	lap	Sect-1	Speed	Sect-2	Speed	Sect-3	Speed	Topspeed	laptime pit
1	Out	97.8	42.261	90.7	1:00.077			2:30.530	3	46.642	<u>137.2</u>	37.197	92.7	<u>57.330</u>	168.2	174.5	<u>2:21.169</u>
2	48.109	122.3	38.769	77.0	1:04.219	167.2	178.2	2:31.097	4								

318 ANTÓNIO CAMILO									CITROEN SAXO CUP								
lap	Sect-1	Speed	Sect-2	Speed	Sect-3	Speed	TopSpeed	laptime pit	lap	Sect-1	Speed	Sect-2	Speed	Sect-3	Speed	Topspeed	laptime pit
1	Out	110.1	40.902	96.4	55.816			2:24.265	6	<u>42.244</u>	125.9	37.434	104.1	55.439	183.7	199.6	2:15.117
2	42.636	140.1	36.891	102.7	54.727	181.8	196.7	2:14.254	7	43.416	138.5	<u>36.506</u>	98.5	57.581	180.9	196.7	2:17.503
3	42.485	121.3	36.757	105.8	<u>54.320</u>	179.4	197.4	<u>2:13.562</u>	8	44.053	<u>142.9</u>	38.369	111.9	54.769	181.5	191.8	2:17.191
4	43.303	140.8	37.139	109.9	54.765	<u>184.3</u>	194.6	2:15.207	9	44.052	132.5	36.591	<u>112.6</u>	54.895	184.0	190.8	2:15.538
5	42.874	128.7	36.618	107.5	54.606	<u>184.3</u>	<u>200.4</u>	2:14.098	10	42.617	138.5	37.818	95.7		182.4	199.6	2:26.661

322 FERRAZ - CARVALHO									FIAT PUNTO								
lap	Sect-1	Speed	Sect-2	Speed	Sect-3	Speed	TopSpeed	laptime pit	lap	Sect-1	Speed	Sect-2	Speed	Sect-3	Speed	Topspeed	laptime pit
1	Out	99.8	48.164	86.3	1:04.448			2:41.690	5	51.169	104.7	44.498	94.1		149.6	158.8	2:43.907
2	52.577	<u>129.3</u>	<u>42.057</u>	89.4	1:03.414	150.4	160.2	2:38.048	6	Out	89.1	45.564	92.7	1:06.519			4:47.269 P
3	51.674	122.2	43.204	<u>95.7</u>	<u>1:03.185</u>	149.2	158.6	2:38.063	7	50.164	125.1	44.547	93.9	1:10.196	147.9	164.1	2:44.907
4	<u>49.460</u>	128.1	42.500	94.0	1:03.506	150.8	<u>166.7</u>	<u>2:35.466</u>	8	50.607	125.6	44.777	72.0		<u>152.1</u>	165.6	2:59.652


CNCC / LCC
Laps and Sector Times
27 - 30 October 2016
Autodromo Internacional Algarve - 4652 mtr.

323 TITO GOMES										BMW 320IS									
lap	Sect-1	Speed	Sect-2	Speed	Sect-3	Speed	TopSpeed	laptime	pit	lap	Sect-1	Speed	Sect-2	Speed	Sect-3	Speed	Topspeed	laptime	pit
1	Out	96.7	44.824	82.8	1:02.577			2:40.348		5	<u>44.812</u>	128.7	39.016	92.0	<u>58.071</u>	175.9	<u>195.7</u>	<u>2:21.899</u>	
2	48.196	113.0	40.412	94.9	1:02.062	172.8	172.0	2:30.670		6	44.883	<u>137.2</u>	<u>38.312</u>	<u>95.9</u>	<u>178.8</u>	189.5	2:25.837		
3	44.935	135.0	38.954	91.3	59.261	171.4	187.8	2:23.150		7	Out	121.6	41.788	76.5	In			4:05.537	P
4	45.592	136.4	38.764	91.4	58.488	178.2	186.5	2:22.844		8									

324 NUNO FIGUEIREDO										VOLVO 850 T5 ESTATE									
lap	Sect-1	Speed	Sect-2	Speed	Sect-3	Speed	TopSpeed	laptime	pit	lap	Sect-1	Speed	Sect-2	Speed	Sect-3	Speed	Topspeed	laptime	pit
1	Out	94.8	43.729	80.0	1:02.512			2:36.709		6	<u>45.317</u>	132.5	39.006	91.1	59.351	<u>189.1</u>	<u>198.2</u>	2:23.674	
2	48.911	106.3	41.561	91.3		183.1	175.9	2:38.877		7	47.880	130.8	39.422	101.0	58.076	188.5	190.8	2:25.378	
3	Out	99.9	44.312	84.6	1:00.899			5:37.954	P	8	46.487	128.4	40.119	95.6	<u>57.356</u>	187.2	192.2	2:23.962	
4	47.751	103.8	43.284	81.8	59.213	183.7	183.7	2:30.248		9	45.616	<u>134.3</u>	<u>38.702</u>	<u>103.1</u>	59.181	187.8	<u>198.2</u>	<u>2:23.499</u>	
5	46.350	111.5	40.973	88.6	58.509	<u>189.1</u>	184.3	2:25.832		10									

327 VARGE-COELHO										FIAT PUNTO									
lap	Sect-1	Speed	Sect-2	Speed	Sect-3	Speed	TopSpeed	laptime	pit	lap	Sect-1	Speed	Sect-2	Speed	Sect-3	Speed	Topspeed	laptime	pit
1	Out	113.1	43.092	86.3	1:01.358			2:32.281		6	48.889	127.1	41.742	90.3	1:00.418	155.8	168.0	<u>2:31.049</u>	
2	50.315	121.3	42.134	87.7	1:00.885	153.4	165.4	2:33.334		7	48.481	<u>132.0</u>	42.626	83.4	<u>1:00.069</u>	152.8	163.9	2:31.176	
3	<u>48.298</u>	119.9	42.538	89.1	1:00.351	<u>157.2</u>	168.2	2:31.187		8	48.419	129.2	44.604	<u>97.5</u>	1:00.604	154.3	165.1	2:33.627	
4	48.626	128.6	<u>41.663</u>	88.0	1:00.935	156.1	168.2	2:31.224		9	48.703	124.0	42.065	84.6	1:01.030	151.5	164.4	2:31.798	
5	49.696	126.5	41.774	88.2	1:00.330	155.4	165.9	2:31.800		10	48.614	126.8	42.127	88.5	1:00.378	155.6	<u>168.8</u>	2:31.119	

329 PAULO MENDES										CITROEN SAXO									
lap	Sect-1	Speed	Sect-2	Speed	Sect-3	Speed	TopSpeed	laptime	pit	lap	Sect-1	Speed	Sect-2	Speed	Sect-3	Speed	Topspeed	laptime	pit
1	Out	96.5						2:29.061		5	44.218	124.4				168.8	178.5	2:21.424	
2	45.874	145.6				<u>170.3</u>	<u>181.5</u>	2:21.191		6	Out	142.3	In		In			4:48.174	P
3	44.450	135.7				169.0	180.0	<u>2:18.658</u>		7	47.613	114.2				167.2	176.5	2:32.546	
4	<u>43.863</u>	<u>146.9</u>				170.1	180.6	2:20.020		8									

333 FERREIRA-MESQUITA										ALFA ROMEO 156									
lap	Sect-1	Speed	Sect-2	Speed	Sect-3	Speed	TopSpeed	laptime	pit	lap	Sect-1	Speed	Sect-2	Speed	Sect-3	Speed	Topspeed	laptime	pit
1	Out	118.9	39.607	96.1	<u>57.731</u>			2:21.409		7	45.030	136.4	38.895	100.1	58.002	171.2	185.9	2:21.927	
2	46.313	129.0	38.913	<u>109.6</u>	58.003	<u>172.5</u>	186.9	2:23.229		8	45.351	142.1	39.271	96.1	57.878	168.5	184.0	2:22.500	
3	45.684	131.7	38.839	104.9	58.021	168.8	<u>190.5</u>	2:22.544		9	44.955	<u>144.6</u>	39.946	108.8	59.308	170.3	185.2	2:24.209	
4	45.017	138.6	38.678	104.3	57.742	171.4	187.5	<u>2:21.437</u>		10	49.513	128.7	39.446	99.4	58.005	166.7	182.7	2:26.964	
5	45.030	140.3	38.756	101.9	57.839	172.2	188.2	2:21.625		11	45.913	144.0	<u>38.286</u>	106.3	57.819	171.7	187.2	2:22.018	
6	<u>44.861</u>	142.5	39.748	94.1	57.869	170.3	186.2	2:22.478		12									

335 JOAQUIM SOARES										ALFA ROMEO 156									
lap	Sect-1	Speed	Sect-2	Speed	Sect-3	Speed	TopSpeed	laptime	pit	lap	Sect-1	Speed	Sect-2	Speed	Sect-3	Speed	Topspeed	laptime	pit
1	Out	86.5	44.769	81.8	1:00.403			2:41.229		6	59.747	115.8	52.287	60.1	59.430	167.4	133.8	2:51.464	
2	47.043	111.3	43.209	95.2		166.7	182.7	2:32.198		7	<u>45.290</u>	134.7	39.706	93.2	<u>57.781</u>	167.2	184.6	2:22.777	
3	Out	132.7	40.154	86.7	58.766			4:05.927	P	8	45.336	136.4	39.209	93.3	58.000	167.7	184.9	<u>2:22.545</u>	
4	45.941	135.2	39.989	94.3	58.350	<u>169.8</u>	<u>185.2</u>	2:24.280		9	55.447	100.8	42.869	90.5	1:07.605	167.7	141.4	2:45.921	
5	46.013	127.1	40.426	<u>99.8</u>	58.261	166.4	183.7	2:24.700		10	45.724	<u>136.5</u>	<u>39.053</u>	98.2	57.785	164.6	184.0	2:22.562	

344 PEPE-GUIMARÃES										BMW E30 320IS									
lap	Sect-1	Speed	Sect-2	Speed	Sect-3	Speed	TopSpeed	laptime	pit	lap	Sect-1	Speed	Sect-2	Speed	Sect-3	Speed	Topspeed	laptime	pit
1	Out	77.5	51.054	78.4	1:07.048			2:55.497		6	45.666	125.1	38.176	92.3	57.333	176.8	186.2	2:21.175	
2	52.332	92.7	42.373	100.7	59.524	161.7	160.7	2:34.229		7	44.851	134.0	39.583	103.3		180.0	190.8	2:26.393	
3	44.548	119.2	38.193	95.7	57.558	177.9	192.9	2:20.299		8	Out	135.7	36.998	98.8	56.026			3:39.349	P
4	43.634	135.7	37.284	99.9	56.838	179.7	197.8	2:17.756		9	44.200	137.2	<u>36.478</u>	91.5	56.826	183.1	200.0	2:17.504	
5	46.031	95.6	40.018	<u>105.8</u>	57.413	181.5	200.0	2:23.462		10	<u>43.630</u>	<u>137.4</u>	36.585	103.8	<u>55.013</u>	180.9	<u>202.2</u>	<u>2:15.228</u>	

352 PEDRO ALVES										CITROEN SAXO									
lap	Sect-1	Speed	Sect-2	Speed	Sect-3	Speed	TopSpeed	laptime	pit	lap	Sect-1	Speed	Sect-2	Speed	Sect-3	Speed	Topspeed	laptime	pit
1	Out	107.9	40.683	92.9				2:36.345		4	Out	127.4	37.698	96.4	57.378			5:14.470	P
2	Out	122.4	36.877	93.8	57.475			7:19.909	P	5	<u>42.067</u>	<u>139.7</u>	<u>35.085</u>	<u>100.3</u>	<u>55.483</u>	187.8	<u>192.2</u>	<u>2:12.635</u>	
3	42.612	138.5	39.729	95.2		180.0	185.9	2:26.565		6									

CNCC / LCC

27 - 30 October 2016

Laps and Sector Times

Autodromo Internacional Algarve - 4652 mtr.

354 JOSÉ ARTUR TEIXEIRA									FIAT PUNTO								
lap	Sect-1	Speed	Sect-2	Speed	Sect-3	Speed	TopSpeed	laptime pit	lap	Sect-1	Speed	Sect-2	Speed	Sect-3	Speed	Topspeed	laptime pit
1	Out	106.7	47.615	82.7	1:01.358			2:38.848	6	47.878	131.1	41.026	96.6	1:00.167	157.4	169.3	2:29.071
2	48.430	123.7	41.380	103.1	1:01.201	156.3	168.2	2:31.011	7	47.932	128.7	41.096	<u>106.2</u>	1:00.550	153.8	167.2	2:29.578
3	<u>47.849</u>	122.6	<u>40.669</u>	98.4	1:00.386	157.7	171.2	<u>2:28.904</u>	8	48.022	131.4	41.204	105.2		154.7	166.9	2:34.905
4	48.412	131.2	41.494	100.2	1:00.323	158.6	171.4	2:30.229	9	Out	128.3	42.712	90.3	1:01.339			3:42.357 P
5	48.777	100.4	41.980	96.3	<u>59.968</u>	<u>159.3</u>	<u>172.8</u>	2:30.725	10	48.051	130.8	41.631	96.3	1:00.493	155.6	168.0	2:30.175

355 RUI GONÇALO									BMW M3 E36								
lap	Sect-1	Speed	Sect-2	Speed	Sect-3	Speed	TopSpeed	laptime pit	lap	Sect-1	Speed	Sect-2	Speed	Sect-3	Speed	Topspeed	laptime pit
1	Out	100.3	47.946	84.0	1:07.567			2:46.644	5	50.001	100.7	40.752	<u>103.4</u>	1:00.999	182.7	<u>193.9</u>	2:31.752
2	49.791	113.8	40.505	94.5	1:02.742	150.4	162.7	2:33.038	6	46.603	<u>133.5</u>	38.092	97.7		156.3	174.2	2:28.143
3	48.265	119.1	39.842	98.7	<u>57.724</u>	168.5	169.5	2:25.831	7	Out	124.7	40.423	<u>103.4</u>	57.898			5:25.266 P
4	<u>44.110</u>	120.4	39.347	95.1	59.247	<u>188.8</u>	190.8	<u>2:22.704</u>	8	44.420	129.2	<u>36.903</u>	100.0		183.1	191.5	2:23.842

363 ANDRÉ MARTINS									ALFA ROMEO 156								
lap	Sect-1	Speed	Sect-2	Speed	Sect-3	Speed	TopSpeed	laptime pit	lap	Sect-1	Speed	Sect-2	Speed	Sect-3	Speed	Topspeed	laptime pit
1	Out	103.6	40.660	99.0	1:00.975			2:30.715	6	45.557	<u>150.4</u>	38.703	96.0	58.553	169.8	186.2	2:22.813
2	48.289	111.0	41.367	93.7	1:00.822	167.4	181.5	2:30.478	7	46.482	122.6	40.263	101.8	<u>57.713</u>	169.3	184.6	2:24.458
3	45.944	123.7	40.662	92.7	58.602	167.4	180.9	2:25.208	8	44.954	124.3	38.707	103.6	58.110	172.0	186.2	2:21.771
4	49.309	107.1	41.215	<u>106.1</u>	58.226	173.1	188.2	2:28.750	9	<u>44.649</u>	137.4	<u>38.556</u>	102.2	57.850	170.6	187.2	<u>2:21.055</u>
5	47.086	109.0	39.839	103.9	58.177	<u>175.0</u>	<u>191.5</u>	2:25.102	10	45.195	137.2	39.492	104.8	58.205	173.9	189.8	2:22.892

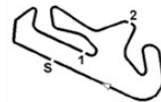
369 RICARDO DINIS									HONDA EMI E6								
lap	Sect-1	Speed	Sect-2	Speed	Sect-3	Speed	TopSpeed	laptime pit	lap	Sect-1	Speed	Sect-2	Speed	Sect-3	Speed	Topspeed	laptime pit
1	Out	94.7	46.365	83.8	1:03.096			2:46.980	5	44.088	139.7	41.123	84.4		185.6	<u>203.0</u>	2:39.004
2	47.236	139.5	37.097	95.2	57.098	160.5	167.2	2:21.431	6	Out	121.3	41.342	99.0	57.872			5:45.400 P
3	43.472	130.8	37.019	88.5	56.686	180.9	200.4	2:17.177	7	43.871	143.2	36.812	100.8	1:00.157	182.4	201.1	2:20.840
4	<u>43.266</u>	138.3	<u>36.754</u>	99.6	56.240	183.7	201.9	<u>2:16.260</u>	8	43.460	<u>147.1</u>	37.230	<u>102.1</u>	<u>55.904</u>	174.5	193.5	2:16.594

377 HELDER MOURA									ALFA ROMEO 156								
lap	Sect-1	Speed	Sect-2	Speed	Sect-3	Speed	TopSpeed	laptime pit	lap	Sect-1	Speed	Sect-2	Speed	Sect-3	Speed	Topspeed	laptime pit
1	Out	109.0	44.817	94.5	1:00.922			2:35.270	6	51.282	105.5	45.184	84.3	58.537	172.5	187.2	2:35.003
2	50.817	119.5	42.544	86.7	59.234	164.4	171.2	2:32.595	7	45.588	134.0	39.498	100.1	<u>57.903</u>	172.8	186.2	2:22.989
3	47.325	128.6	41.438	88.6	1:00.440	166.4	182.1	2:29.203	8	55.516	86.7	1:05.026	87.0	58.785	170.3	183.1	2:59.327
4	45.926	141.7	39.295	<u>100.7</u>	59.425	163.9	181.8	2:24.646	9	46.123	138.8	39.119	89.0	1:03.960	171.4	<u>188.2</u>	2:29.202
5	45.483	132.5	39.992	96.8	58.098	168.0	183.7	2:23.573	10	<u>44.650</u>	<u>142.7</u>	<u>38.492</u>	<u>100.7</u>	58.283	172.2	185.6	<u>2:21.425</u>

378 GUSTAVO MOURA									ALFA ROMEO 156								
lap	Sect-1	Speed	Sect-2	Speed	Sect-3	Speed	TopSpeed	laptime pit	lap	Sect-1	Speed	Sect-2	Speed	Sect-3	Speed	Topspeed	laptime pit
1	Out	109.9	39.865	91.1	57.469			2:21.101	6	56.853	77.8	51.322	78.2	1:08.333	173.4	176.2	2:56.508
2	46.806	141.0	38.392	99.6	1:00.868	173.4	188.5	2:26.066	7	44.674	137.2	38.681	91.2	<u>57.138</u>	165.1	182.4	2:20.493
3	45.583	140.8	38.272	95.2	58.080	170.9	188.2	2:21.935	8	<u>44.510</u>	137.9	46.113	88.3	58.516	172.8	187.8	2:29.139
4	44.727	140.6	38.498	95.5	57.738	172.0	189.1	2:20.963	9	46.770	<u>151.9</u>	38.835	<u>100.7</u>	1:05.039	171.7	181.2	2:30.644
5	44.530	139.0	<u>37.964</u>	97.8	57.151	173.6	189.5	<u>2:19.645</u>	10	44.604	142.5	38.631	90.1	58.066	<u>176.5</u>	<u>192.9</u>	2:21.301

381 OLIVEIRA-SOUSA									FIAT PUNTO								
lap	Sect-1	Speed	Sect-2	Speed	Sect-3	Speed	TopSpeed	laptime pit	lap	Sect-1	Speed	Sect-2	Speed	Sect-3	Speed	Topspeed	laptime pit
1	Out	101.4	43.160	83.3	1:01.357			2:37.253	6	Out	129.0	43.047	89.6	1:01.037			3:50.868 P
2	<u>47.655</u>	125.7	40.909	103.1	1:00.945	157.4	168.0	2:29.509	7	48.134	<u>138.8</u>	42.146	85.0	1:01.375	153.8	167.2	2:31.655
3	48.027	123.0	<u>40.844</u>	<u>104.7</u>	<u>59.662</u>	153.6	165.9	<u>2:28.533</u>	8	48.634	137.8	41.764	94.6	1:00.411	151.0	164.1	2:30.809
4	49.083	133.5	41.202	94.9	1:00.156	<u>158.4</u>	<u>171.7</u>	2:30.441	9	48.941	137.8	42.603	89.6		154.1	165.9	2:41.277
5	48.579	94.7	41.999	98.8		157.9	171.4	2:32.882	10								

383 ANDRÉ TAVARES									FIAT PUNTO								
lap	Sect-1	Speed	Sect-2	Speed	Sect-3	Speed	TopSpeed	laptime pit	lap	Sect-1	Speed	Sect-2	Speed	Sect-3	Speed	Topspeed	laptime pit
1	Out	88.2	46.713	75.8	1:04.701			2:39.676	6	48.533	136.5	42.185	103.9	1:01.273	156.7	165.9	2:31.991
2	54.188	99.9	41.974	<u>106.2</u>	1:01.735	155.8	166.7	2:37.897	7	48.182	<u>139.0</u>	<u>41.040</u>	102.8	1:00.970	155.2	165.1	2:30.192
3	49.103	130.6	42.027	99.1	1:01.165	156.7	166.2	2:32.295	8	<u>48.058</u>	134.8	41.080	96.1	1:00.810	155.8	<u>166.9</u>	<u>2:29.948</u>
4	48.797	130.6	42.506	95.2	<u>1:00.783</u>	<u>157.4</u>	<u>166.9</u>	2:32.086	9	49.095	128.3	42.655	84.6		156.5	166.2	2:36.959
5	48.062	128.6	43.348	<u>106.2</u>	1:02.625	156.3	166.7	2:34.035	10								



CNCC / LCC

Laps and Sector Times

27 - 30 October 2016

Autodromo Internacional Algarve - 4652 mtr.

388 DELGADO-DELGADO										ALFA ROMEO 156									
lap	Sect-1	Speed	Sect-2	Speed	Sect-3	Speed	TopSpeed	laptime	pit	lap	Sect-1	Speed	Sect-2	Speed	Sect-3	Speed	Topspeed	laptime	pit
1	Out	136.4	39.224	92.8	57.288			2:19.777		6	44.936	123.4	38.487	98.9	57.924	174.5	187.8	2:21.347	
2	46.008	127.8	<u>37.973</u>	96.0	58.466	175.0	189.8	2:22.447		7	46.166	127.7	38.339	95.5	57.154	172.5	188.5	2:21.659	
3	45.310	130.4	38.358	99.4	57.908	171.4	186.9	2:21.576		8	44.981	127.5	38.443	93.0	57.382	<u>176.5</u>	188.5	2:20.806	
4	44.585	<u>140.4</u>	38.339	<u>102.4</u>			<u>176.5</u>	2:31.874		9	45.121	134.0	41.039	89.9	<u>56.868</u>	174.2	187.8	2:23.028	
5	Out	120.3	38.756	89.9	57.290			4:24.188	P	10	<u>44.417</u>	135.8	38.128	92.2	57.071	175.6	191.8	<u>2:19.616</u>	

395 GONÇALVES-MONTEIRO										FIAT PUNTO									
lap	Sect-1	Speed	Sect-2	Speed	Sect-3	Speed	TopSpeed	laptime	pit	lap	Sect-1	Speed	Sect-2	Speed	Sect-3	Speed	Topspeed	laptime	pit
1	Out	104.0	44.895	76.1	1:03.317			2:34.475		5	51.081	106.7	52.125	84.8	1:06.703	153.4	<u>168.2</u>	2:49.909	
2	49.882	119.9	43.626	89.3	1:03.552	154.3	153.0	2:37.060		6	49.719	115.0	48.073	72.6	1:07.790	145.6	159.8	2:45.582	
3	50.689	125.1	44.439	88.0	<u>1:02.616</u>	152.8	162.9	2:37.744		7	51.429	106.3	43.650	90.3		150.0	160.2	2:46.732	
4	<u>48.725</u>	<u>132.5</u>	<u>41.616</u>	<u>96.3</u>	1:02.862	<u>155.8</u>	166.4	<u>2:33.203</u>		8									

399 SÉRGIO PINTO										HONDA CIVIC									
lap	Sect-1	Speed	Sect-2	Speed	Sect-3	Speed	TopSpeed	laptime	pit	lap	Sect-1	Speed	Sect-2	Speed	Sect-3	Speed	Topspeed	laptime	pit
1	Out	103.3	42.869	84.4	59.883			2:33.799		5	Out	108.8	43.355	91.4	1:01.171			8:12.869	P
2	43.654	127.5	37.947	103.3	56.348	181.5	188.5	2:17.949		6	<u>43.531</u>	<u>144.8</u>	<u>37.084</u>	107.8	<u>55.340</u>	180.6	<u>196.4</u>	<u>2:15.955</u>	
3	45.369	116.9	38.202	104.3	56.226	181.8	192.2	2:19.797		7	49.600	119.9	39.522	94.2	56.347	<u>184.6</u>	184.6	2:25.469	
4	54.551	97.5	46.883	86.7		182.4	168.0	2:51.668		8	43.826	111.9	39.161	<u>112.4</u>	56.974	181.5	196.0	2:19.961	