



Liqui Moly Bathurst 12 Hours -2016

12 Hour - Practice 5 - P7 Laps and Sector Times

5 - 7 February 2016
Bathurst - 6213 mtr.


1 NI SMO Athlete Global Team										Nissan GT-R NISMO GT3 2015									
lap	Sect-1	Speed	Sect-2	Speed	Sect-3	Speed	TopSpeed	laptime	pit	lap	Sect-1	Speed	Sect-2	Speed	Sect-3	Speed	Topspeed	laptime	pit
1								2:29.955		12	<u>50.493</u>		<u>32.429</u>		40.778		278.2	2:03.700	
2	9:14.961		36.044		41.565		277.1	10:32.570	P	13	51.275		33.847		1:00.974		270.9	2:26.096	
3	51.792		34.082		40.948		280.3	2:06.822		14	1:08.988		37.223		44.344		279.2	2:30.555	
4	51.048		33.084		40.481		279.2	2:04.613		15	50.591		33.236		40.264		280.3	2:04.091	
5	51.089		33.142		40.749		278.2	2:04.980		16	53.596		35.469				256.5	2:20.692	P
6	50.975		32.803		40.574		279.2	2:04.352		17	Out		36.334		44.904		267.9	4:00.132	
7	50.583		36.092		40.527		280.3	2:07.202		18	52.713		33.187		40.339		280.3	2:06.239	
8	51.179		32.793		40.474		279.2	2:04.446		19	50.574		32.753		<u>40.106</u>		280.3	<u>2:03.433</u>	
9	50.863		33.698		41.187		<u>281.4</u>	2:05.748		20	56.004		39.176		47.690		241.9	2:22.870	
10	50.680		32.801				280.3	2:06.911	P	21	54.438		33.868		46.764		223.2	2:15.070	
11	Out		35.903		49.631		278.2	4:36.766		22									

2 Phoenix Racing										Audi R8-LMS 2015									
lap	Sect-1	Speed	Sect-2	Speed	Sect-3	Speed	TopSpeed	laptime	pit	lap	Sect-1	Speed	Sect-2	Speed	Sect-3	Speed	Topspeed	laptime	pit
1								2:12.924		11	51.512		32.760		43.354		270.9	2:07.626	
2	52.454		33.830		41.669		271.9	2:07.953		12	52.513		32.637		42.262		271.9	2:07.412	
3	52.019		33.236		41.344		271.9	2:06.599		13	52.425		36.075				269.9	2:12.284	P
4	51.585		32.897		41.287		271.9	2:05.769		14	Out		38.368		43.311		272.9	4:14.190	
5	51.463		36.268		41.411		270.9	2:09.142		15	53.405		33.746		41.668		271.9	2:08.819	
6	52.252		35.423		41.621		271.9	2:09.296		16	51.714		32.375		41.227		272.9	2:05.316	
7	51.276		34.797		41.474		271.9	2:07.547		17	52.059		34.881		41.667		<u>274.0</u>	2:08.607	
8	51.498		32.766		41.190		272.9	2:05.454		18	51.070		31.828		<u>41.056</u>		272.9	<u>2:03.954</u>	
9	51.522		41.501				271.9	2:19.015	P	19	<u>50.971</u>		<u>31.752</u>		43.360		272.9	2:06.083	
10	Out		37.752		41.611		269.9	6:22.346		20									

4 Grove Hire										Porsche 997 GT3 Cup (MY 10-12)									
lap	Sect-1	Speed	Sect-2	Speed	Sect-3	Speed	TopSpeed	laptime	pit	lap	Sect-1	Speed	Sect-2	Speed	Sect-3	Speed	Topspeed	laptime	pit
1								10:10.466		11	Out		37.093		43.545		279.2	4:28.230	
2	55.368		37.248		42.500		278.2	2:15.116		12	58.931		36.084		45.642		254.7	2:20.657	
3	52.856		34.074		<u>41.832</u>		279.2	<u>2:08.762</u>		13	52.835		34.318		41.913		278.2	2:09.066	
4	55.020		37.807		45.421		275.0	2:18.248		14	52.683		35.327		42.501		278.2	2:10.511	
5	<u>52.256</u>		37.046				<u>280.3</u>	2:16.908	P	15	52.422		<u>33.981</u>				279.2	2:11.190	P
6	Out		40.881		44.363		277.1	3:57.692		16	Out		37.616		44.962		277.1	3:39.434	
7	58.458		43.924		44.687		259.2	2:27.069		17	54.283		36.558		43.688		279.2	2:14.529	
8	55.409		37.774		43.448		277.1	2:16.631		18	54.257		36.584		43.935		279.2	2:14.776	
9	55.325		36.963		43.042		278.2	2:15.330		19	54.727		38.733		43.089		278.2	2:16.549	
10	55.039		37.011				278.2	2:23.441	P	20									

5 GT Motorsport										Audi R8-LMS 2015									
lap	Sect-1	Speed	Sect-2	Speed	Sect-3	Speed	TopSpeed	laptime	pit	lap	Sect-1	Speed	Sect-2	Speed	Sect-3	Speed	Topspeed	laptime	pit
1								2:36.129		12	Out		34.889		42.852		258.3	4:15.311	
2	7:42.558		40.297		52.285		258.3	9:15.140	P	13	54.154		38.364		41.984		268.9	2:14.502	
3	54.525		34.400		42.274		270.9	2:11.199		14	2:01.757		36.774		42.873		270.9	3:21.404	
4	53.648		36.786		41.990		270.9	2:12.424		15	53.937		35.226		42.110		270.9	2:11.273	
5	52.941		35.041		41.357		271.9	2:09.339		16	53.479		34.585		42.567		271.9	2:10.631	
6	51.974		<u>32.612</u>		<u>41.027</u>		270.9	2:05.613		17	54.727		34.860		42.092		270.9	2:11.679	
7	51.471		33.895		43.441		<u>275.0</u>	2:08.807		18	53.725		35.105		41.980		268.9	2:10.810	
8	51.850		35.215		42.521		272.9	2:09.586		19	53.443		34.837		41.970		270.9	2:10.250	
9	52.186		33.140		43.972		246.8	2:09.298		20	56.398		35.701		43.325		270.9	2:15.424	
10	<u>51.147</u>		32.819		41.118		<u>275.0</u>	<u>2:05.084</u>		21	54.049		35.211		42.379		270.9	2:11.639	
11	51.918		33.047				270.9	2:10.544	P	22	53.984		38.901		50.224		202.6	2:23.109	

9 Hallmarc / Network										Audi R8-LMS Ultra 2013/2014/2015									
lap	Sect-1	Speed	Sect-2	Speed	Sect-3	Speed	TopSpeed	laptime	pit	lap	Sect-1	Speed	Sect-2	Speed	Sect-3	Speed	Topspeed	laptime	pit
1								12:02.094		11	52.308		34.491		41.814		264.0	2:08.613	
2	57.434		39.086		44.545		270.9	2:21.065		12	52.724		35.044		41.696		271.9	2:09.464	
3	54.456		36.995		43.000		270.9	2:14.451		13	54.317		35.671		42.116		271.9	2:12.104	
4	53.745		36.034		42.726		271.9	2:12.505		14	52.884		35.710		42.050		272.9	2:10.644	
5	53.502		35.575		41.930		272.9	2:11.007		15	58.021		40.382				270.9	2:27.470	P
6	52.921		35.631		41.650		274.0	2:10.202		16	Out		34.811		41.261		274.0	3:40.679	
7	55.545		37.743				247.7	2:28.636	P	17	51.530		32.528		<u>41.068</u>		<u>276.0</u>	2:05.126	
8	Out		41.776		42.866		268.9	4:53.093		18	51.282		35.645		41.474		274.0	2:08.401	
9	53.221		37.573		41.983		271.9	2:12.777		19	51.186		34.044		42.371		<u>276.0</u>	2:07.601	





Liqui Moly Bathurst 12 Hours -2016

12 Hour - Practice 5 - P7 Laps and Sector Times

5 - 7 February 2016
Bathurst - 6213 mtr.

10	52.644	35.215	42.060	271.9	2:09.919	20	50.839	32.376	41.173	276.0	2:04.388
----	--------	--------	--------	-------	----------	----	--------	--------	--------	-------	----------

10 Bentley Team M-Sport								Bentley Continental GT3 2014/2015											
lap	Sect-1	Speed	Sect-2	Speed	Sect-3	Speed	TopSpeed	laptime	pit	lap	Sect-1	Speed	Sect-2	Speed	Sect-3	Speed	Topspeed	laptime	pit
1								2:26.371		9	52.150		38.903		46.203		164.4	2:17.256	
2	55.052		36.117		41.895		270.9	2:13.064		10	51.084		32.658		40.680		276.0	2:04.422	
3	52.021		33.495		41.394		269.9	2:06.910		11	50.905		36.228		41.075		276.0	2:08.208	
4	51.786		32.901		40.691		272.9	2:05.378		12	53.949		38.104		41.131		269.9	2:13.184	
5	51.339		35.972		45.893		<u>277.1</u>	2:13.204		13	51.185		32.446		40.499		<u>277.1</u>	2:04.130	
6	50.844		32.804		40.871		271.9	2:04.519		14	<u>50.498</u>		<u>32.352</u>		<u>40.423</u>		<u>277.1</u>	<u>2:03.273</u>	
7	53.285		36.649				247.7	2:19.907	P	15	55.647		35.865				252.9	2:21.945	P
8	Out		37.679		42.711		262.0	3:39.256		16									


11 Objective Racing								McLaren 650S											
lap	Sect-1	Speed	Sect-2	Speed	Sect-3	Speed	TopSpeed	laptime	pit	lap	Sect-1	Speed	Sect-2	Speed	Sect-3	Speed	Topspeed	laptime	pit
1								11:05.550		12	51.435		34.514		40.874		276.0	2:06.823	
2	54.094		36.698		41.627		274.0	2:12.419		13	51.231		34.766		41.068		275.0	2:07.065	D
3	52.931		39.023		42.244		258.3	2:14.198		14	55.565		39.686				274.0	2:21.100	P
4	52.792		36.142		41.311		276.0	2:10.245		15	Out		34.313		42.627		261.1	3:58.362	
5	52.397		38.924		41.148		276.0	2:12.469		16	50.966		35.869		40.838		277.1	2:07.673	
6	52.527		37.538		47.650		276.0	2:17.715		17	51.304		33.006		40.330		278.2	2:04.640	
7	57.393		36.921		41.922		276.0	2:16.236		18	51.615		34.362		41.306		<u>280.3</u>	2:07.283	
8	53.295		42.549		41.535		272.9	2:17.379		19	49.858		33.467		41.130		279.2	2:04.455	
9	51.718		35.522		42.555		266.9	2:09.795		20	52.093		38.106		44.425		278.2	2:14.624	D
10	51.872		34.977		41.081		276.0	2:07.930		21	<u>49.818</u>		<u>32.311</u>		<u>40.158</u>		279.2	<u>2:02.287</u>	
11	51.746		34.609		41.076		276.0	2:07.431		22	50.923		40.115				277.1	2:14.836	P

12 Mobil 1 New Zealand								Porsche 911 GT3 Cup S											
lap	Sect-1	Speed	Sect-2	Speed	Sect-3	Speed	TopSpeed	laptime	pit	lap	Sect-1	Speed	Sect-2	Speed	Sect-3	Speed	Topspeed	laptime	pit
1								11:37.322		4	53.277		34.731		<u>42.164</u>		272.9	<u>2:10.172</u>	
2	56.935		39.263		43.250		<u>274.0</u>	2:19.448		5	<u>52.946</u>		37.595				<u>274.0</u>	2:17.889	P
3	53.256		<u>34.719</u>		42.546		<u>274.0</u>	2:10.521		6									

16 PROsport Performance								Porsche Cayman Pro 4											
lap	Sect-1	Speed	Sect-2	Speed	Sect-3	Speed	TopSpeed	laptime	pit	lap	Sect-1	Speed	Sect-2	Speed	Sect-3	Speed	Topspeed	laptime	pit
1								2:41.306		10	56.848		<u>36.347</u>		44.633		255.6	<u>2:17.828</u>	
2	7:27.396		41.530		46.413		253.8	8:55.339	P	11	57.107		36.380				253.8	2:22.176	P
3	57.842		37.893		47.121		252.9	2:22.856		12	Out		41.650		46.925		247.7	4:41.955	
4	57.333		36.799		44.737		255.6	2:18.869		13	59.101		39.239		46.846		249.4	2:25.186	
5	57.049		36.368		44.703		<u>256.5</u>	2:18.120		14	59.685		41.159		45.756		252.0	2:26.600	
6	<u>56.597</u>		37.724		37.128		254.7	2:23.284	P	15	57.894		38.536		45.354		250.3	2:21.784	
7	Out		38.291		45.242		255.6	8:38.880		16	58.492		38.828		45.775		250.3	2:23.095	
8	57.138		36.500		44.721		253.8	2:18.359		17	58.015		38.156		45.697		248.5	2:21.868	
9	56.822		36.666		<u>44.521</u>		253.8	2:18.009		18	59.223		40.058		46.013		252.9	2:25.294	

21 J.F.C - Freem - Rotex								Porsche 997 GT3 Cup (MY 10-12)											
lap	Sect-1	Speed	Sect-2	Speed	Sect-3	Speed	TopSpeed	laptime	pit	lap	Sect-1	Speed	Sect-2	Speed	Sect-3	Speed	Topspeed	laptime	pit
1								11:07.773		11	54.955		37.116		43.307		275.0	<u>2:15.378</u>	
2	58.197		39.887		43.957		272.9	2:22.041		12	55.442		37.667		44.026		<u>277.1</u>	2:17.135	
3	59.713		40.247		43.774		274.0	2:23.734		13	59.041		38.964		43.207		275.0	2:21.212	
4	55.774		37.902		43.732		274.0	2:17.408		14	55.188		<u>36.837</u>				275.0	2:21.811	P
5	56.676		38.071		43.298		275.0	2:18.045		15	Out		39.459		44.300		272.9	3:43.224	
6	55.203		37.408		44.032		253.8	2:16.643		16	55.714		38.135		43.781		272.9	2:17.630	
7	55.792		37.915				274.0	2:22.973	P	17	55.090		37.548		43.440		275.0	2:16.078	
8	Out		38.836		43.534		276.0	3:41.508		18	55.420		38.091		43.332		275.0	2:16.843	
9	55.572		37.623		43.202		274.0	2:16.397		19	<u>54.933</u>		38.762		43.337		274.0	2:17.032	
10	56.217		37.295		<u>43.050</u>		275.0	2:16.562		20	55.187		37.368		43.297		274.0	2:15.852	

28 GWS Personnel								BMW 335i E92											
lap	Sect-1	Speed	Sect-2	Speed	Sect-3	Speed	TopSpeed	laptime	pit	lap	Sect-1	Speed	Sect-2	Speed	Sect-3	Speed	Topspeed	laptime	pit
1								11:11.088		10	1:01.682		44.216		49.463		237.9	2:35.361	
2	1:04.926		42.410		50.521		237.9	2:37.857		11	1:04.588		45.450		49.846		238.7	2:39.884	
3	1:03.835		41.951		48.828		238.7	2:34.614		12	1:01.572		41.476		47.995		<u>241.1</u>	2:31.043	
4	1:03.223		41.165		48.969		237.9	2:33.357		13	1:01.358		<u>41.085</u>		<u>47.951</u>		237.9	<u>2:30.394</u>	





Liqui Moly Bathurst 12 Hours -2016

12 Hour - Practice 5 - P7

Laps and Sector Times

5 - 7 February 2016

Bathurst - 6213 mtr.

5	1:03.759	44.019		221.9	2:47.106	P	14	1:02.239	42.085		239.5	2:37.163	P
6	Out	42.660	49.953	237.1	4:44.840		15	Out	50.726	53.888	220.5	5:02.877	
7	1:02.513	43.074	48.158	<u>241.1</u>	2:33.745		16	1:05.616	45.361	51.993	237.9	2:42.970	
8	1:01.140	42.020	48.341	239.5	2:31.501		17	1:05.398	45.873	50.026	230.3	2:41.297	
9	<u>1:01.085</u>	41.837	48.193	239.5	2:31.115		18						


31 Bentley Team M-Sport										Bentley Continental GT3 2014/2015									
lap	Sect-1	Speed	Sect-2	Speed	Sect-3	Speed	TopSpeed	laptime	pit	lap	Sect-1	Speed	Sect-2	Speed	Sect-3	Speed	Topspeed	laptime	pit
1								2:35.806		12	53.234		37.684				277.1	2:15.204	P
2	7:30.290		43.214		43.998		276.0	8:57.502	P	13	Out		35.233		44.097		277.1	6:12.553	
3	53.432		34.391		41.391		277.1	2:09.214		14	51.109		33.048		<u>40.970</u>		277.1	<u>2:05.127</u>	
4	53.365		36.815		41.865		276.0	2:12.045		15	<u>51.011</u>		36.032		44.220		279.2	2:11.263	
5	51.788		33.189		42.181		277.1	2:07.158		16	51.087		<u>32.899</u>		41.563		<u>280.3</u>	2:05.549	
6	51.664		33.864		41.712		276.0	2:07.240		17	51.132		33.313				277.1	2:08.237	P
7	51.953		35.326				276.0	2:12.466	P	18	Out		34.518		41.725		278.2	3:21.514	
8	Out		34.245		41.457		276.0	3:46.806		19	51.687		32.963		41.125		278.2	2:05.775	
9	51.654		33.149		42.778		277.1	2:07.581		20	51.528		32.986		41.075		277.1	2:05.589	
10	51.846		33.164		41.449		276.0	2:06.459		21	51.238		34.515		41.217		277.1	2:06.970	
11	51.227		33.536		41.051		277.1	2:05.814		22									

32 JBS Australia										Lamborghini Gallardo R-EX									
lap	Sect-1	Speed	Sect-2	Speed	Sect-3	Speed	TopSpeed	laptime	pit	lap	Sect-1	Speed	Sect-2	Speed	Sect-3	Speed	Topspeed	laptime	pit
1								2:35.898		11	54.448		36.601		40.790		279.2	2:11.839	
2	7:30.689		34.899		43.080		275.0	8:48.668	P	12	51.232		37.631		43.040		<u>282.5</u>	2:11.903	
3	50.786		35.345		40.894		275.0	2:07.025		13	55.480		34.882		44.766		248.5	2:15.128	
4	50.643		33.103		<u>40.479</u>		276.0	2:04.225		14	50.712		<u>32.973</u>		40.530		280.3	<u>2:04.215</u>	
5	50.833		34.223				277.1	2:10.883	P	15	53.179		36.934				271.9	2:15.718	P
6	Out		37.556		41.467		280.3	4:46.815		16	Out		36.509		41.551		279.2	4:22.119	
7	51.746		33.423		48.074		278.2	2:13.243		17	52.431		34.617		41.062		279.2	2:08.110	
8	51.016		33.229		41.405		280.3	2:05.650		18	52.320		35.831		41.404		279.2	2:09.555	
9	<u>50.203</u>		36.499				279.2	2:13.813	P	19	51.936		34.308		41.079		278.2	2:07.323	
10	Out		42.528		44.069		276.0	5:10.959		20	51.969		35.308		41.822		280.3	2:09.099	

33 MI SHUMOTORS										Mercedes-Benz SLS AMG GT3 2013/2014									
lap	Sect-1	Speed	Sect-2	Speed	Sect-3	Speed	TopSpeed	laptime	pit	lap	Sect-1	Speed	Sect-2	Speed	Sect-3	Speed	Topspeed	laptime	pit
1								12:46.403		10	<u>52.200</u>		36.307		45.290		274.0	2:13.797	
2	1:00.700		42.629		46.511		257.4	2:29.840		11	53.131		36.932		42.495		276.0	2:12.558	
3	56.520		38.227		42.743		275.0	2:17.490		12	54.715		<u>34.337</u>				275.0	2:17.575	P
4	55.860		37.124		42.474		271.9	2:15.458		13	Out		40.351		42.904		275.0	5:51.533	
5	52.989		35.523		42.699		276.0	2:11.211		14	54.368		36.960		42.105		276.0	2:13.433	
6	52.834		35.358		<u>42.007</u>		275.0	<u>2:10.199</u>		15	53.724		37.007		42.243		276.0	2:12.974	
7	52.863		35.426		42.110		275.0	2:10.399		16	53.358		36.907		44.131		<u>277.1</u>	2:14.396	
8	53.596		35.722				275.0	2:18.598	P	17	54.575		37.851				254.7	2:24.611	P
9	Out		35.673		42.577		276.0	4:59.106		18									

36 Erebus Motorsport										Mercedes-Benz SLS AMG GT3 2013/2014									
lap	Sect-1	Speed	Sect-2	Speed	Sect-3	Speed	TopSpeed	laptime	pit	lap	Sect-1	Speed	Sect-2	Speed	Sect-3	Speed	Topspeed	laptime	pit
1								2:34.878		11	51.650		39.500		40.855		278.2	2:12.005	
2	7:30.832		39.924		47.712		276.0	8:58.468	P	12	50.374		32.685		40.468		279.2	2:03.527	
3	51.637		37.464		42.617		278.2	2:11.718		13	50.515		34.090		40.423		278.2	2:05.028	
4	51.910		36.283		42.874		279.2	2:11.067		14	51.259		32.872				279.2	2:07.098	P
5	50.370		32.644		<u>40.318</u>		279.2	2:03.332		15	Out		33.147		40.489		278.2	3:58.812	
6	50.545		35.561		43.027		266.9	2:09.133		16	50.893		34.571		41.218		278.2	2:06.682	
7	<u>50.079</u>		<u>32.472</u>		41.327		279.2	2:03.878		17	50.948		32.888				<u>281.4</u>	2:08.250	P
8	50.232		32.580		40.467		279.2	<u>2:03.279</u>		18	Out		34.417		41.043		278.2	3:53.642	
9	50.803		34.694				277.1	2:12.454	P	19	50.452		32.631		40.592		280.3	2:03.675	
10	Out		36.689		40.763		278.2	4:10.223		20	51.784		35.842				275.0	2:16.983	P

37 Darrell Lea										McLaren 650S									
lap	Sect-1	Speed	Sect-2	Speed	Sect-3	Speed	TopSpeed	laptime	pit	lap	Sect-1	Speed	Sect-2	Speed	Sect-3	Speed	Topspeed	laptime	pit
1								11:06.709		11	51.074		33.558		40.571		277.1	2:05.203	
2	56.823		37.949		46.616		246.8	2:21.388		12	50.556		33.231		41.244		<u>281.4</u>	2:05.031	
3	54.140		37.819		43.184		264.9	2:15.143		13	55.371		39.432				275.0	2:21.023	P
4	52.626		36.822		42.040		276.0	2:11.488		14	Out		36.631		50.686		250.3	3:58.213	
5	53.069		36.184				277.1	2:16.905	P	15	50.653		33.960		40.768		276.0	2:05.381	





Liqui Moly Bathurst 12 Hours -2016

12 Hour - Practice 5 - P7 Laps and Sector Times

5 - 7 February 2016
Bathurst - 6213 mtr.

6	Out	42.395	44.351	262.0	3:38.663	16	50.509	33.177	40.461	276.0	2:04.147
7	53.689	37.462	43.847	271.9	2:14.998	17	<u>50.498</u>	<u>32.982</u>	<u>40.333</u>	278.2	<u>2:03.813</u>
8	51.973	35.090	41.333	277.1	2:08.396	18	50.909	33.235		272.9	2:11.097 P
9	53.473	37.975		257.4	2:20.757 P	19	Out	39.231	52.991	244.3	3:52.140
10	Out	36.054	42.543	277.1	3:37.074	20					

38 WOTSO Workspace										Porsche 911 GT3 Cup S									
lap	Sect-1	Speed	Sect-2	Speed	Sect-3	Speed	TopSpeed	laptime	pit	lap	Sect-1	Speed	Sect-2	Speed	Sect-3	Speed	Topspeed	laptime	pit
1								2:48.091		11	57.770		40.533		43.597		268.9	2:21.900	
2	7:33.490		40.833		56.814		270.9	9:11.137 P		12	56.345		40.238		44.982		260.2	2:21.565	
3	54.224		37.636		43.155		270.9	2:15.015		13	56.672		38.426				268.9	2:26.420 P	
4	54.623		36.349		43.384		270.9	2:14.356		14	Out				44.889		264.0	4:22.103	
5	54.078		35.306		42.689		270.9	2:12.073		15	59.202		40.899		44.014		269.9	2:24.115	
6	53.620		35.224		<u>42.354</u>		<u>272.9</u>	<u>2:11.198</u>		16	56.449		38.933		43.942		269.9	2:19.324	
7	<u>53.542</u>		<u>35.165</u>				269.9	2:18.556 P		17	56.599		38.772		43.762		269.9	2:19.133	
8	Out		46.588		44.959		259.2	4:31.134		18	55.732		39.637		48.648		228.9	2:24.017	
9	56.901		38.753		45.386		267.9	2:21.040		19	56.715		38.495		43.711		268.9	2:18.921	
10	56.714		41.205		44.933		264.9	2:22.852		20	56.518		38.662				268.9	2:24.503 P	

40 Handley Surveys / Supabarn										Audi R8-LMS Ultra 2013/2014/2015									
lap	Sect-1	Speed	Sect-2	Speed	Sect-3	Speed	TopSpeed	laptime	pit	lap	Sect-1	Speed	Sect-2	Speed	Sect-3	Speed	Topspeed	laptime	pit
1								2:58.814		11	52.499		36.577		42.883		270.9	2:11.959	
2	7:24.649		43.154		51.110		216.5	8:58.913 P		12	52.257		<u>34.625</u>				<u>275.0</u>	2:24.114 P	
3	56.483		40.348		43.428		271.9	2:20.259		13	Out		39.906		43.436		268.9	5:00.436	
4	53.892		37.764		43.170		270.9	2:14.826		14	53.628		36.489		42.370		270.9	2:12.487	
5	53.568		35.766		43.032		269.9	2:12.366		15	52.971		35.533		41.960		272.9	2:10.464	
6	53.045		35.520		42.271		271.9	2:10.836		16	52.440		35.156		<u>41.790</u>		271.9	2:09.386	
7	52.454		35.096		41.911		271.9	2:09.461		17	52.495		35.264		42.617		<u>275.0</u>	2:10.376	
8	52.306		34.764		41.819		271.9	<u>2:08.889</u>		18	52.224		36.364		45.916		268.9	2:14.504	
9	55.993		41.286				209.0	2:33.161 P		19	52.617		36.636		43.341		264.9	2:12.594	
10	Out		40.228		47.972		231.8	4:56.961		20	53.096		35.501		42.762		<u>275.0</u>	2:11.359	

48 Interlloy										Lamborghini LP560-4 2013/2014									
lap	Sect-1	Speed	Sect-2	Speed	Sect-3	Speed	TopSpeed	laptime	pit	lap	Sect-1	Speed	Sect-2	Speed	Sect-3	Speed	Topspeed	laptime	pit
1								10:43.064		11	51.272		35.923		42.758		<u>277.1</u>	2:09.953	
2	57.409		38.062		43.087		268.9	2:18.558		12	51.185		33.329		49.864		271.9	2:14.378	
3	54.488		39.408		43.123		268.9	2:17.019		13	59.450		40.838		41.669		271.9	2:21.957	
4	54.658		38.064		43.837		264.9	2:16.559		14	51.041		33.264		<u>40.836</u>		271.9	2:05.141	
5	55.950		38.977		45.238		263.0	2:20.165		15	52.903		37.527				270.9	2:17.745 P	
6	53.897		36.740				265.9	2:23.578 P		16	Out		36.667		42.428		267.9	3:52.029	
7	Out		42.817		47.745		226.0	4:20.471		17	51.857		33.285		52.135		146.4	2:17.277	
8	52.758		38.285		41.801		270.9	2:12.844		18	<u>50.616</u>		<u>32.469</u>		40.989		271.9	<u>2:04.074</u>	
9	51.847		36.081		41.176		269.9	2:09.104		19	51.989		36.749				275.0	2:17.553 P	
10	53.555		35.519		42.124		271.9	2:11.198		20	Out		37.636		43.936		265.9	3:11.727	

49 Defelice Homes										Ferrari 458 Italia GT3 2013/2014/2015									
lap	Sect-1	Speed	Sect-2	Speed	Sect-3	Speed	TopSpeed	laptime	pit	lap	Sect-1	Speed	Sect-2	Speed	Sect-3	Speed	Topspeed	laptime	pit
1								11:53.501		11	55.581		38.143		42.967		277.1	2:16.691	
2	53.452		38.194		41.770		278.2	2:13.416		12	54.044		35.864		42.008		275.0	2:11.916	
3	52.625		34.516		41.444		277.1	2:08.585		13	54.345		35.670		41.995		275.0	2:12.010	
4	51.878		34.955		41.591		<u>279.2</u>	2:08.424		14	55.323		36.517		43.140		276.0	2:14.980	
5	51.549		37.710		42.334		264.9	2:11.593		15	54.672		36.416				269.9	2:21.128 P	
6	51.615		<u>33.586</u>		41.390		<u>279.2</u>	<u>2:06.591</u>		16	Out		36.533		43.226		274.0	4:00.151	
7	52.385		36.927				277.1	2:16.324 P		17	51.925		33.654		<u>41.198</u>		278.2	2:06.777	
8	Out		38.484		43.285		277.1	4:15.595		18	<u>51.054</u>		36.074		48.329		<u>279.2</u>	2:15.457	
9	54.850		36.242		44.135		276.0	2:15.227		19	57.800		43.266		48.330		205.5	2:29.396	
10	53.841		35.876		42.680		276.0	2:12.397		20	51.171		36.931		43.187		276.0	2:11.289	

54 Donut King										MARC Focus V8									
lap	Sect-1	Speed	Sect-2	Speed	Sect-3	Speed	TopSpeed	laptime	pit	lap	Sect-1	Speed	Sect-2	Speed	Sect-3	Speed	Topspeed	laptime	pit
1								11:56.165		9	Out		56.438		53.949		213.3	5:58.578	
2	1:00.448		41.901		44.778		267.9	2:27.127		10	1:07.275		49.391		48.603		252.9	2:45.269	
3	57.710		39.619		44.820		267.9	2:22.149		11	1:00.248		41.887		45.858		263.0	2:27.993	
4	57.771		39.242		44.670		267.9	2:21.683		12	59.654		41.117		45.617		264.9	2:26.388	
5	57.101		39.639		44.073		<u>269.9</u>	2:20.813		13	58.892		44.721		45.319		265.9	2:28.932	





Liqui Moly Bathurst 12 Hours -2016

12 Hour - Practice 5 - P7

Laps and Sector Times

5 - 7 February 2016

Bathurst - 6213 mtr.

6	<u>56.179</u>	38.217	<u>43.806</u>	268.9	2:18.202	14	58.245	41.126	45.279	266.9	2:24.650
7	56.267	<u>37.949</u>	43.854	268.9	<u>2:18.070</u>	15	57.795	40.445		264.9	2:30.111 P
8	56.283	42.694		232.6	2:33.513 P	16					


59 Tekno Autosports										McLaren 650S									
lap	Sect-1	Speed	Sect-2	Speed	Sect-3	Speed	TopSpeed	laptime	pit	lap	Sect-1	Speed	Sect-2	Speed	Sect-3	Speed	Topspeed	laptime	pit
1								11:33.377		11	51.195		33.852		41.592		<u>278.2</u>	2:06.639	
2	52.754		37.983		42.154		264.9	2:12.891		12	51.010		35.058		41.172		275.0	2:07.240	
3	52.502		34.144		43.302		277.1	2:09.948		13	56.067		34.348				277.1	2:18.670 P	
4	50.582		34.624		41.024		276.0	2:06.230		14	Out		36.061		42.162		266.9	5:13.846	
5	51.214		35.815		41.405		277.1	2:08.434		15	52.107		33.373		41.708		268.9	2:07.188	
6	<u>50.069</u>		33.847		40.809		276.0	2:04.725		16	50.426		32.217		<u>40.299</u>		277.1	<u>2:02.942</u>	
7	50.528		35.052				<u>278.2</u>	2:17.168 P		17	51.273		33.754				276.0	2:10.179 P	
8	Out		36.963		41.995		276.0	4:55.654		18	Out		34.378		42.143		276.0	3:49.768	
9	51.964		35.560		41.320		274.0	2:08.844		19	50.379		<u>31.776</u>		40.930		277.1	2:03.085	
10	51.278		33.014		41.043		275.0	2:05.335		20									

60 Tekno Autosports										McLaren 650S									
lap	Sect-1	Speed	Sect-2	Speed	Sect-3	Speed	TopSpeed	laptime	pit	lap	Sect-1	Speed	Sect-2	Speed	Sect-3	Speed	Topspeed	laptime	pit
1								12:27.793		11	50.515		35.068		41.150		<u>280.3</u>	2:06.733	
2	52.965		34.885		41.072		277.1	2:08.922		12	55.332		33.123		41.440		276.0	2:09.895	
3	51.350		34.671		41.527		278.2	2:07.548		13	50.402		34.873		41.884		279.2	2:07.159	
4	50.965		33.300		40.593		278.2	2:04.858		14	50.439		32.417		40.574		277.1	2:03.430	
5	50.374		32.802		40.368		277.1	2:03.544		15	51.602		33.054				279.2	2:10.570 P	
6	50.427		32.507		<u>40.201</u>		279.2	2:03.135		16	Out		36.307		47.759		217.2	4:27.893	
7	50.517		34.961				278.2	2:08.887 P		17	52.345		34.403		45.369		265.9	2:12.117	
8	Out		33.812		40.815		275.0	5:51.112		18	50.425		<u>32.410</u>		40.723		278.2	2:03.558	
9	50.580		34.011		41.463		271.9	2:06.054		19	51.959		32.946		44.104		255.6	2:09.009	
10	50.088		32.517		40.671		277.1	2:03.276		20	<u>49.980</u>		32.537		40.607		276.0	<u>2:03.124</u>	

62 SP Tools										Lamborghini Gallardo									
lap	Sect-1	Speed	Sect-2	Speed	Sect-3	Speed	TopSpeed	laptime	pit	lap	Sect-1	Speed	Sect-2	Speed	Sect-3	Speed	Topspeed	laptime	pit
1								11:25.344		11	50.804		36.903		41.393		277.1	2:09.100	
2	53.950		37.861		42.356		272.9	2:14.167		12	<u>50.800</u>		<u>33.139</u>		<u>40.616</u>		276.0	<u>2:04.555</u>	
3	54.261		34.747		41.701		276.0	2:10.709		13	54.052		35.691				275.0	2:15.714 P	
4	51.700		36.086		43.797		272.9	2:11.583		14	Out		36.036		43.804		256.5	6:24.159	
5	51.339		36.395		42.466		271.9	2:10.200		15	52.979		35.865		41.374		276.0	2:10.218	
6	51.174		35.234		40.984		272.9	2:07.392		16	52.773		37.504		42.138		276.0	2:12.415	
7	51.009		38.558		42.933		267.9	2:12.500		17	52.634		35.204		48.059		<u>278.2</u>	2:15.897	
8	53.520		35.224				272.9	2:13.561 P		18	53.382		35.495		41.620		276.0	2:10.497	
9	Out		34.478		41.029		272.9	5:46.670		19	52.724		36.646		42.294		257.4	2:11.664	
10	50.922		33.953		40.964		276.0	2:05.839		20									

63 Erebus Motorsport										Mercedes-Benz SLS AMG GT3 2013/2014									
lap	Sect-1	Speed	Sect-2	Speed	Sect-3	Speed	TopSpeed	laptime	pit	lap	Sect-1	Speed	Sect-2	Speed	Sect-3	Speed	Topspeed	laptime	pit
1								2:35.426		12	Out		37.628		41.205		274.0	3:44.147	
2	7:32.096		40.776		49.818		277.1	9:02.690 P		13	53.876		33.296		40.660		275.0	2:07.832	
3	52.014		34.208		43.195		<u>281.4</u>	2:09.417		14	51.187		35.999		40.933		272.9	2:08.119	
4	51.232		36.198		43.918		<u>281.4</u>	2:11.348		15	50.548		32.551		40.707		275.0	2:03.806	
5	50.763		32.459		40.372		279.2	2:03.594		16	51.853		32.863		41.309		275.0	2:06.025	
6	50.388		35.040				276.0	2:10.512 P		17	51.936		37.351		41.052		272.9	2:10.339	
7	Out		39.752		42.960		275.0	4:49.332		18	52.459		33.025		40.794		274.0	2:06.278	
8	53.682		36.881		44.629		217.2	2:15.192		19	50.671		36.363				274.0	2:14.037 P	
9	51.419		33.823		42.263		279.2	2:07.505		20	Out		41.099		42.232		269.9	4:08.456	
10	<u>50.096</u>		<u>31.989</u>		<u>40.306</u>		278.2	<u>2:02.391</u>		21	52.212		33.868		41.366		275.0	2:07.446	
11	52.620		35.809				252.9	2:21.367 P		22									

65 Daytona Sports Cars										Daytona Sportscar Coupe									
lap	Sect-1	Speed	Sect-2	Speed	Sect-3	Speed	TopSpeed	laptime	pit	lap	Sect-1	Speed	Sect-2	Speed	Sect-3	Speed	Topspeed	laptime	pit
1								11:26.814		8	Out		39.713		43.406		289.3	7:07.020	
2	1:00.076		42.232		46.141		251.1	2:28.449		9	56.007		39.453		42.901		287.0	2:18.361	
3	55.923		39.290		43.252		289.3	2:18.465		10	54.357		38.888				274.0	2:24.727 P	
4	55.421		38.391				289.3	2:24.709 P		11	Out		42.111		43.999		288.1	6:27.638	
5	Out		41.924		43.893		287.0	6:15.108		12	53.973		<u>37.471</u>		<u>42.491</u>		290.5	<u>2:13.935</u>	
6	55.609		38.322		43.076		289.3	2:17.007		13	54.430		37.510				291.6	2:20.673 P	





Liqui Moly Bathurst 12 Hours -2016

12 Hour - Practice 5 - P7 Laps and Sector Times

5 - 7 February 2016
Bathurst - 6213 mtr.

7	<u>53.847</u>	37.908		291.6	2:21.991	P	14	Out	41.624	43.927	<u>292.8</u>	4:59.658
---	---------------	--------	--	-------	----------	---	----	-----	--------	--------	--------------	----------

69 Apo Sport								Porsche 997 GT3 Cup (MY 06-09)											
lap	Sect-1	Speed	Sect-2	Speed	Sect-3	Speed	TopSpeed	laptime	pit	lap	Sect-1	Speed	Sect-2	Speed	Sect-3	Speed	Topspeed	laptime	pit
1								11:40.411		10	59.122		41.005				252.0	2:39.440	P
2	58.411		39.300		45.613		264.0	2:23.324		11	Out		38.734		44.765		262.0	5:20.605	
3	57.241		39.603		45.211		264.9	2:22.055		12	55.804		36.203		44.341		264.9	<u>2:16.348</u>	
4	56.776		37.822		44.746		264.9	2:19.344		13	58.657		38.214		44.316		<u>266.9</u>	2:21.187	
5	56.084		37.612				226.7	2:26.285	P	14	55.035		37.793				232.6	2:24.098	D
6	Out		44.059		49.038		236.4	5:18.237		15	Out		37.686		44.809		265.9	4:25.793	
7	1:00.510		41.811		46.071		245.2	2:28.392		16	56.862		37.309		<u>43.693</u>		265.9	2:17.864	
8	59.487		42.112		45.953		253.8	2:27.552		17	<u>54.783</u>		<u>35.888</u>		46.167		264.9	2:16.838	
9	1:00.459		40.870		47.358		248.5	2:28.687		18									

74 Jamec Pem								Audi R8-LMS 2015											
lap	Sect-1	Speed	Sect-2	Speed	Sect-3	Speed	TopSpeed	laptime	pit	lap	Sect-1	Speed	Sect-2	Speed	Sect-3	Speed	Topspeed	laptime	pit
1								2:36.393		12	51.613		32.081		40.793		272.9	2:04.487	
2	7:42.141		41.738		43.781		269.9	9:07.660	P	13	53.066		38.165		40.903		270.9	2:12.134	
3	53.659		33.784		41.486		272.9	2:08.929		14	51.040		32.231		40.824		272.9	2:04.095	
4	51.988		34.033		40.956		271.9	2:06.977		15	51.657		33.353		40.989		<u>276.0</u>	2:05.999	
5	51.124		32.510		41.380		272.9	2:05.014		16	50.902		32.617		40.772		272.9	2:04.291	
6	53.905		33.214				272.9	2:10.599	P	17	51.345		35.952				275.0	2:14.672	P
7	Out		37.196		42.155		269.9	3:09.092		18	Out		35.806		43.526		212.1	4:27.966	
8	54.402		34.205		43.001		271.9	2:11.608		19	50.918		32.536		<u>40.645</u>		274.0	2:04.099	
9	52.694		34.872		41.138		270.9	2:08.704		20	50.505		33.470		43.984		272.9	2:07.959	
10	51.592		37.254				271.9	2:12.845	P	21	<u>50.437</u>		<u>31.873</u>		40.728		275.0	<u>2:03.038</u>	
11	Out		34.157		41.445		272.9	3:31.380		22	50.717		34.431		47.676		248.5	2:12.824	

75 Jamec Pem								Audi R8-LMS 2015											
lap	Sect-1	Speed	Sect-2	Speed	Sect-3	Speed	TopSpeed	laptime	pit	lap	Sect-1	Speed	Sect-2	Speed	Sect-3	Speed	Topspeed	laptime	pit
1								2:41.163		12	51.627		32.272		41.036		271.9	2:04.935	
2	7:46.291		40.553		47.740		268.9	9:14.584	P	13	51.172		32.617		40.951		272.9	2:04.740	
3	56.604		40.890		44.285		270.9	2:21.779		14	52.934		35.977		43.372		272.9	2:12.283	
4	54.671		35.897		42.891		266.9	2:13.459		15	51.314		32.144		40.621		272.9	2:04.079	
5	54.168		37.659		42.065		272.9	2:13.892		16	51.584		33.307				271.9	2:08.692	P
6	53.071		36.494		43.225		257.4	2:12.790		17	Out		41.118		44.892		269.9	4:08.108	
7	52.951		35.206		41.668		270.9	2:09.825		18	52.411		35.491		40.595		274.0	2:08.497	
8	52.437		35.798		42.637		270.9	2:10.872		19	50.574		33.110		41.205		275.0	2:04.889	
9	54.539		36.811				229.6	2:19.243	P	20	50.576		32.757		41.971		<u>278.2</u>	2:05.304	
10	Out		36.132		42.415		276.0	4:04.724		21	<u>50.235</u>		<u>31.716</u>		<u>40.489</u>		272.9	<u>2:02.440</u>	
11	51.497		32.379		41.819		271.9	2:05.695		22	52.498		33.436		40.879		272.9	2:06.813	

77 Completion Products, Asia I Pacific Spiral								Porsche 997 GT3 Cup (MY 10-12)											
lap	Sect-1	Speed	Sect-2	Speed	Sect-3	Speed	TopSpeed	laptime	pit	lap	Sect-1	Speed	Sect-2	Speed	Sect-3	Speed	Topspeed	laptime	pit
1								10:15.668		9	1:00.220		42.967		45.709		270.9	2:28.896	
2	1:01.323		43.848		53.803		190.3	2:38.974		10	58.972		44.994		47.773		265.9	2:31.739	
3	54.054		36.989				237.1	2:24.358	P	11	1:02.886		43.826		45.935		268.9	2:32.647	
4	Out		36.829		44.625		274.0	4:58.727		12	58.511		42.338		45.314		<u>275.0</u>	2:26.163	
5	54.139		35.975		<u>43.110</u>		<u>275.0</u>	<u>2:13.224</u>		13	1:01.246		44.307				239.5	2:39.379	P
6	54.471		35.852		43.863		251.1	2:14.186		14	Out		47.048		45.859		271.9	4:28.233	
7	<u>53.974</u>		<u>35.703</u>				<u>275.0</u>	2:15.329	P	15	1:00.627		41.444				271.9	2:45.657	P
8	Out		44.102		49.908		232.6	5:04.870		16	Out		43.967		50.844		191.3	5:14.631	

82 International Motorsports								Audi R8-LMS Ultra 2013/2014/2015											
lap	Sect-1	Speed	Sect-2	Speed	Sect-3	Speed	TopSpeed	laptime	pit	lap	Sect-1	Speed	Sect-2	Speed	Sect-3	Speed	Topspeed	laptime	pit
1								10:40.554		7	56.262		43.329				265.9	2:27.758	P
2	56.040		38.850		44.503		265.9	2:19.393		8	Out		40.307		43.418		268.9	4:33.060	
3	55.472		36.905		42.750		<u>270.9</u>	2:15.127		9	55.037		1:02.837				157.2	3:05.039	P
4	53.661		36.649		42.567		268.9	2:12.877		10	Out		36.930		43.253		265.9	21:19.121	
5	53.585		36.149		<u>41.858</u>		268.9	2:11.592		11	53.454		<u>34.282</u>		45.192		269.9	2:12.928	
6	52.697		35.899		42.545		266.9	<u>2:11.141</u>		12	<u>51.887</u>		36.833		49.142		208.4	2:17.862	





Liqui Moly Bathurst 12 Hours -2016

12 Hour - Practice 5 - P7 Laps and Sector Times

5 - 7 February 2016
Bathurst - 6213 mtr.

88 Maranello Motorsport									Ferrari 458 Italia GT3 2013/2014/2015								
lap	Sect-1	Speed	Sect-2	Speed	Sect-3	Speed	TopSpeed	laptime pit	lap	Sect-1	Speed	Sect-2	Speed	Sect-3	Speed	Topspeed	laptime pit
1								2:35.922	13	51.858		34.389		41.011		276.0	2:07.258
2	7:43.459		40.320		44.050		271.9	9:07.829 P	14	52.181		34.142		41.493		275.0	2:07.816
3	54.581		37.975		42.048		275.0	2:14.604	15	51.575		35.209		40.961		276.0	2:07.745
4	53.486		36.139		45.271		253.8	2:14.896	16	52.656		34.675				278.2	2:12.291 P
5	52.253		34.509		40.957		277.1	2:07.719	17	Out		37.743		42.061		259.2	4:14.754
6	52.215		34.288		41.041		278.2	2:07.544	18	52.757		38.615		42.338		275.0	2:13.710
7	51.690		35.965		41.631		277.1	2:09.286	19	53.049		34.327		40.748		276.0	2:08.124
8	52.107		36.488		41.502		277.1	2:10.097	20	50.770		33.298		41.474		278.2	2:05.542
9	51.489		33.783		40.908		276.0	2:06.180	21	51.781		35.174		43.793		278.2	2:10.748
10	51.492		36.645		43.411		252.9	2:11.548	22	<u>50.678</u>		<u>33.009</u>		<u>40.586</u>		<u>279.2</u>	<u>2:04.273</u>
11	52.428		34.081		40.853		275.0	2:07.362	23	51.347		34.356				277.1	2:09.729 P
12	52.884		34.373		41.015		278.2	2:08.272	24								

91 MARC Cars Australia									MARC Focus V8								
lap	Sect-1	Speed	Sect-2	Speed	Sect-3	Speed	TopSpeed	laptime pit	lap	Sect-1	Speed	Sect-2	Speed	Sect-3	Speed	Topspeed	laptime pit
1								11:34.079	10	56.101		38.340		43.844		266.9	2:18.285
2	59.921		42.251		49.288		205.5	2:31.460	11	55.738		38.470		44.686		254.7	2:18.894
3	58.274		39.050		44.028		<u>270.9</u>	2:21.352	12	58.990		38.887		44.533		267.9	2:22.410
4	54.601		36.933		43.163		<u>270.9</u>	2:14.697	13	55.080		36.891				268.9	2:21.005 P
5	53.852		36.496		<u>43.071</u>		268.9	2:13.419	14	Out		46.307		45.774		266.9	8:20.835
6	<u>53.825</u>		<u>36.441</u>		43.084		267.9	<u>2:13.350</u>	15	57.429		39.437		44.216		268.9	2:21.082
7	54.474		37.299				269.9	2:23.063 P	16	56.623		39.478		44.280		268.9	2:20.381
8	Out		42.756		46.578		264.0	4:31.578	17	55.913		38.421		45.069		267.9	2:19.403
9	56.788		40.354		44.035		267.9	2:21.177	18								

92 MARC Cars Australia									MARC Focus V8								
lap	Sect-1	Speed	Sect-2	Speed	Sect-3	Speed	TopSpeed	laptime pit	lap	Sect-1	Speed	Sect-2	Speed	Sect-3	Speed	Topspeed	laptime pit
1								7:50.809	7	Out		41.442		47.155		261.1	4:43.277
2	Out		54.777		1:00.868		175.1	16:41.357	8	57.619		40.617		45.916		235.6	<u>2:24.152</u>
3	1:08.806		48.455		53.449		223.9	2:50.710	9	<u>57.599</u>		<u>39.683</u>				258.3	2:29.466 P
4	1:05.511		47.460		49.272		239.5	2:42.243	10	Out		41.992		46.050		262.0	8:05.450
5	1:01.791		45.733		50.324		222.5	2:37.848	11	1:00.753		41.416		47.583		234.8	2:29.752
6	1:01.856		44.390				249.4	2:44.249 P	12	59.823		41.726		<u>45.749</u>		<u>265.9</u>	2:27.298

93 MARC Cars Australia									MARC Focus V8								
lap	Sect-1	Speed	Sect-2	Speed	Sect-3	Speed	TopSpeed	laptime pit	lap	Sect-1	Speed	Sect-2	Speed	Sect-3	Speed	Topspeed	laptime pit
1								11:55.678	9	53.999		<u>36.161</u>		43.003		269.9	<u>2:13.163</u>
2	1:01.578		41.606		45.888		267.9	2:29.072	10	<u>53.640</u>		36.346		44.475		<u>270.9</u>	2:14.461
3	57.507		39.797				199.2	2:35.015 P	11	58.465		41.391				236.4	2:34.195 P
4	Out		43.685		45.647		265.9	7:47.857	12	Out		43.679				214.0	5:47.171 P
5	1:00.804		39.010		45.545		265.9	2:25.359	13	Out		40.623		49.927		235.6	5:26.211
6	55.681		41.408		44.917		265.9	2:22.006	14	54.411		36.423		<u>42.969</u>		268.9	2:13.803
7	54.987		38.327		43.718		269.9	2:17.032	15	1:01.633		42.425				185.4	2:39.134 P
8	54.707		36.716		43.111		267.9	2:14.534	16								

94 MARC Cars Australia									MARC Mazda 3 V8								
lap	Sect-1	Speed	Sect-2	Speed	Sect-3	Speed	TopSpeed	laptime pit	lap	Sect-1	Speed	Sect-2	Speed	Sect-3	Speed	Topspeed	laptime pit
1								11:09.426	8	55.008		37.273		43.532		<u>271.9</u>	2:15.813
2	59.018		42.280		48.479		268.9	2:29.777	9	55.635		37.511		43.523		269.9	2:16.669
3	58.117		38.754				268.9	2:28.111 P	10	<u>54.572</u>		36.925		43.435		<u>271.9</u>	<u>2:14.932</u>
4	Out		38.044		46.389		257.4	5:22.656	11	55.262		38.209				270.9	2:22.420 P
5	56.382		37.122		44.322		268.9	2:17.826	12	Out		41.838		46.946		262.0	13:50.145
6	55.978		40.449		44.989		270.9	2:21.416	13	56.761		38.016		43.964		267.9	2:18.741
7	56.283		39.028		44.516		<u>271.9</u>	2:19.827	14	56.374		36.914		<u>43.762</u>		267.9	2:17.050

