



# Liqui Moly Bathurst 12 Hours -2016

## 12 Hour - Practice 4 - P6 Laps and Sector Times

5 - 7 February 2016  
Bathurst - 6213 mtr.

1 NI SMO Athlete Global Team										Nissan GT-R NISMO GT3 2015									
lap	Sect-1	Speed	Sect-2	Speed	Sect-3	Speed	TopSpeed	laptime	pit	lap	Sect-1	Speed	Sect-2	Speed	Sect-3	Speed	TopSpeed	laptime	pit
1								2:23.207		16	51.256		33.331		40.475		280.3	2:05.062	
2	54.001		36.397				268.9	2:17.928	P	17	51.081		34.413		41.722		<u>282.5</u>	2:07.216	
3	Out		36.085		49.326		234.8	4:12.200		18	51.427		33.284		40.541		280.3	2:05.252	
4	53.651		34.194		45.457		275.0	2:13.302		19	51.329		34.953		43.878		276.0	2:10.160	
5	51.235		32.885		50.414		280.3	2:14.534		20	50.769		33.023		40.562		279.2	2:04.354	
6	<u>50.511</u>		<u>32.356</u>		40.598		277.1	<u>2:03.465</u>		21	53.289		34.558				277.1	2:13.943	P
7	51.035		33.030		49.192		278.2	2:13.257		22	Out		43.998		53.163		197.6	16:22.215	
8	51.092		35.589				275.0	2:11.954	P	23	51.656		39.139		41.216		279.2	2:12.011	
9	Out		35.404		41.889		277.1	3:42.832		24	50.804		34.928		40.687		279.2	2:06.419	
10	52.453		33.447		41.152		279.2	2:07.052		25	54.185		34.103		41.176		281.4	2:09.464	
11	51.182		34.479		41.747		278.2	2:07.408		26	50.818		32.841		40.600		277.1	2:04.259	
12	51.479		35.453		41.511		276.0	2:08.443		27	54.913		38.027		41.086		276.0	2:14.026	
13	51.326		33.105		41.438		278.2	2:05.869		28	50.911		33.197		40.622		278.2	2:04.730	
14	6:53.337		39.257		49.586		254.7	8:22.180	P	29	50.801		32.678		<u>40.325</u>		278.2	2:03.804	
15	51.735		34.191		40.520		277.1	2:06.446		30	52.756		37.713				277.1	2:18.028	P

2 Phoenix Racing										Audi R8-LMS 2015									
lap	Sect-1	Speed	Sect-2	Speed	Sect-3	Speed	TopSpeed	laptime	pit	lap	Sect-1	Speed	Sect-2	Speed	Sect-3	Speed	TopSpeed	laptime	pit
1								2:32.303		14	Out		37.411		44.540		264.9	12:18.063	
2	51.725		33.142		41.066		269.9	2:05.933		15	52.754		36.292		41.801		267.9	2:10.847	
3	52.174		32.438		41.113		268.9	2:05.725		16	3:00.594		36.593		44.425		255.6	14:21.612	P
4	50.930		31.768		41.208		269.9	2:03.906		17	52.789		33.026		41.537		268.9	2:07.352	
5	51.245		31.691		41.122		269.9	2:04.058		18	51.665		32.587		41.240		268.9	2:05.492	
6	51.846		39.498				272.9	2:17.089	P	19	51.335		35.228		41.462		268.9	2:08.025	
7	Out		33.840		48.467		185.0	6:48.848		20	51.985		33.262		41.379		267.9	2:06.626	
8	52.088		31.960		42.455		<u>274.0</u>	2:06.503		21	51.495		32.059		41.329		266.9	2:04.883	
9	53.323		33.855		41.118		269.9	2:08.296		22	51.898		33.224		41.351		268.9	2:06.473	
10	51.006		32.041		<u>40.919</u>		270.9	2:03.966		23	51.286		35.036		41.390		268.9	2:07.712	
11	<u>50.619</u>		<u>31.380</u>		41.397		270.9	<u>2:03.396</u>		24	52.205		32.973		44.527		268.9	2:09.705	
12	52.765		34.708				268.9	2:11.161	P	25	51.470		34.749		41.325		269.9	2:07.544	
13	Out		1:11.598				119.0	11:31.655	P	26	54.395		33.787				270.9	2:14.346	P

5 GT Motorsport										Audi R8-LMS 2015									
lap	Sect-1	Speed	Sect-2	Speed	Sect-3	Speed	TopSpeed	laptime	pit	lap	Sect-1	Speed	Sect-2	Speed	Sect-3	Speed	TopSpeed	laptime	pit
1								2:39.790		15	54.983		35.370		42.950		266.9	2:13.303	
2	Out		40.258		48.912		245.2	3:30.836		16	54.467		35.781		43.229		261.1	2:13.477	
3	56.208		36.141		43.083		266.9	2:15.432		17	54.535		40.229				267.9	2:22.099	P
4	55.070		36.733		42.709		266.9	2:14.512		18	Out		34.607		41.704		269.9	4:36.515	
5	54.476		35.781		42.502		266.9	2:12.759		19	3:33.427		35.662		46.918		268.9	14:56.007	P
6	54.812		35.739		42.268		268.9	2:12.819		20	54.531		34.172		41.768		268.9	2:10.471	
7	53.711		35.451		1:02.845		266.9	2:32.007		21	52.789		33.358		41.620		269.9	2:07.767	
8	55.156		36.127				264.9	2:19.255	P	22	52.148		33.538		41.586		269.9	2:07.272	
9	Out		35.472		42.346		267.9	4:36.743		23	52.988		34.995				268.9	2:13.096	P
10	53.354		36.217		42.701		268.9	2:12.272		24	Out		35.404		42.863		267.9	3:50.322	
11	53.900		35.334		44.320		262.0	2:13.554		25	53.040		34.671		43.067		244.3	2:10.778	
12	54.189		37.315		42.697		267.9	2:14.201		26	52.386		<u>32.898</u>		41.559		267.9	<u>2:06.843</u>	
13	8:48.383		36.103		43.451		265.9	10:07.937	P	27	53.241		34.272		43.161		241.1	2:10.674	
14	54.354		35.780		43.762		267.9	2:13.896		28	<u>51.962</u>		33.910		<u>41.305</u>		<u>270.9</u>	2:07.177	

6 SAFE-T-STOP										Porsche 997 GT3 Cup (MY 06-09)									
lap	Sect-1	Speed	Sect-2	Speed	Sect-3	Speed	TopSpeed	laptime	pit	lap	Sect-1	Speed	Sect-2	Speed	Sect-3	Speed	TopSpeed	laptime	pit
1								2:44.053		15	58.288		40.827		45.645		268.9	2:24.760	
2	59.722		43.434		45.839		264.9	2:28.995		16	57.431		39.736		44.261		<u>270.9</u>	2:21.428	
3	57.797		40.034		44.659		267.9	2:22.490		17	57.415		39.262		45.190		269.9	2:21.867	
4	57.034		39.606		<u>44.148</u>		267.9	<u>2:20.788</u>		18	57.133		<u>38.982</u>		45.081		267.9	2:21.196	
5	56.969		39.488		45.499		268.9	2:21.956		19	4:31.122		49.412		50.334		229.6	16:10.868	P
6	57.892		39.548		44.421		268.9	2:21.861		20	1:04.186		47.010		46.205		265.9	2:37.401	
7	57.472		42.552		44.864		268.9	2:24.888		21	58.753		42.860		47.116		258.3	2:28.729	
8	<u>56.842</u>		40.294				264.0	2:27.001	P	22	1:00.163		45.200		45.242		269.9	2:30.605	
9	Out		42.252		45.862		268.9	4:10.733		23	58.975		42.856		45.754		266.9	2:27.585	
10	58.076		40.859		45.010		267.9	2:23.945		24	1:01.685		49.777		45.997		254.7	2:37.459	
11	58.661		41.574		45.499		269.9	2:25.734		25	59.743		43.273		45.364		268.9	2:28.380	
12	6:47.117		41.600		46.018		266.9	8:14.735	P	26	59.234		42.098		45.060		265.9	2:26.392	





## Liqui Moly Bathurst 12 Hours -2016

### 12 Hour - Practice 4 - P6 Laps and Sector Times

**5 - 7 February 2016**  
**Bathurst - 6213 mtr.**


13	58.173	39.729	44.957	268.9	2: 22.859	27	59.267	43.234	45.192	268.9	2: 27.693
14	57.864	39.512	44.687	268.9	2: 22.063	28					

9 Hallmarc / Network									Audi R8-LMS Ultra 2013/2014/2015								
lap	Sect-1	Speed	Sect-2	Speed	Sect-3	Speed	TopSpeed	laptime pit	lap	Sect-1	Speed	Sect-2	Speed	Sect-3	Speed	Topspeed	laptime pit
1								2: 36.192	16	53.398		36.218		43.866		262.0	2: 13.482
2	57.504		39.353		43.164		266.9	2: 20.021	17	53.933		35.533		42.671		257.4	2: 12.137
3	59.677		38.523		45.440		269.9	2: 23.640	18	53.120		34.854		42.537		265.9	2: 10.511
4	54.436		38.484		45.161		252.0	2: 18.081	19	53.242		34.780		42.070		270.9	2: 10.092
5	54.926		36.454		42.657		268.9	2: 14.037	20	52.379		35.403		41.780		270.9	2: 09.562
6	54.498		36.682		43.358		269.9	2: 14.538	21	3: 54.576		38.989		43.875		272.9	15: 17.440 P
7	56.160		42.785		46.001		268.9	2: 24.946	22	53.293		38.247		43.418		271.9	2: 14.958
8	54.040		36.071		43.503		264.9	2: 13.614	23	51.942		33.167		41.782		<u>277.1</u>	2: 06.891
9	54.344		38.264		44.184		269.9	2: 16.792	24	<u>51.417</u>		35.459		41.577		276.0	2: 08.453
10	54.469		36.314		43.242		271.9	2: 14.025	25	51.558		33.282		41.400		276.0	2: 08.912 P
11	53.473		35.789		42.526		271.9	2: 11.788	26	Out		40.739		43.547		252.0	3: 40.143
12	54.897		36.942				269.9	2: 23.422 P	27	53.451		36.657		45.864		210.2	2: 15.972
13	Out		41.676		45.155		256.5	11: 50.740	28	52.479		33.250		41.162		274.0	2: 06.891
14	54.929		36.223		44.885		222.5	2: 16.037	29	51.547		33.082		41.340		274.0	<u>2: 05.969</u>
15	53.657		35.606		42.301		269.9	2: 11.564	30	52.598		<u>32.922</u>		<u>40.873</u>		275.0	2: 06.393

10 Bentley Team M-Sport									Bentley Continental GT3 2014/2015								
lap	Sect-1	Speed	Sect-2	Speed	Sect-3	Speed	TopSpeed	laptime pit	lap	Sect-1	Speed	Sect-2	Speed	Sect-3	Speed	Topspeed	laptime pit
1								2: 23.344	16	51.420		33.214		42.190		249.4	2: 06.824
2	52.398		34.114		41.089		275.0	2: 07.601	17	50.661		32.578		40.716		<u>280.3</u>	2: 03.955
3	51.706		34.823		41.160		274.0	2: 07.689	18	50.904		32.683				277.1	2: 10.689 P
4	51.412		32.743		40.971		274.0	2: 05.126	19	Out		35.022		41.365		258.3	4: 27.407
5	53.185		36.084		42.202		271.9	2: 11.471	20	3: 49.856		38.997		41.554		268.9	15: 10.407 P
6	51.219		32.713		40.888		274.0	2: 04.820	21	51.796		34.831		40.755		277.1	2: 07.382
7	51.302		34.562		41.495		277.1	2: 07.359	22	50.496		32.383		<u>40.627</u>		277.1	2: 03.506
8	51.281		34.271		42.083		275.0	2: 07.635	23	<u>50.284</u>		<u>32.295</u>		40.654		278.2	<u>2: 03.233</u>
9	51.055		34.512				274.0	2: 12.182 P	24	54.919		35.817				263.0	2: 17.219 P
10	Out		34.487		41.128		275.0	4: 56.837	25	Out		35.014		41.090		274.0	4: 28.530
11	51.363		35.988		41.075		275.0	2: 08.426	26	51.294		32.809		41.594		275.0	2: 05.697
12	52.083		34.606		43.827		274.0	2: 10.516	27	51.224		32.801		41.155		276.0	2: 05.180
13	6: 08.113		37.603		44.405		240.3	7: 30.121 P	28	51.174		34.352		44.108		263.0	2: 09.634
14	52.544		33.625		42.421		272.9	2: 08.590	29	53.659		37.488				248.5	2: 21.464 P
15	51.357		34.756		41.324		276.0	2: 07.437	30								

11 Objective Racing									McLaren 650S								
lap	Sect-1	Speed	Sect-2	Speed	Sect-3	Speed	TopSpeed	laptime pit	lap	Sect-1	Speed	Sect-2	Speed	Sect-3	Speed	Topspeed	laptime pit
1								2: 40.102	17	51.374		33.964		41.086		272.9	2: 06.424
2	55.709		39.865		43.822		242.7	2: 19.396	18	50.968		<u>33.263</u>		<u>40.826</u>		275.0	<u>2: 05.057</u>
3	53.552		36.422		41.802		274.0	2: 11.776	19	50.853		36.260		43.361		275.0	2: 10.474
4	55.120		38.321		41.717		272.9	2: 15.158	20	53.194		34.534		40.918		<u>276.0</u>	2: 08.646
5	52.993		35.839		41.362		274.0	2: 10.194	21	<u>50.699</u>		38.596		41.833		269.9	2: 11.128
6	53.699		36.042		43.056		274.0	2: 12.797	22	50.700		37.029		40.946		272.9	2: 08.675
7	53.242		36.002		41.918		272.9	2: 11.162	23	4: 04.013		44.554		45.914		251.1	15: 34.481 P
8	53.968		38.919		41.698		274.0	2: 14.585	24	57.763		37.286		43.093		<u>276.0</u>	2: 18.142
9	53.236		37.142		44.584		244.3	2: 14.962	25	52.541		35.869		41.244		<u>276.0</u>	2: 09.654
10	53.172		35.674		41.569		272.9	2: 10.415	26	52.327		35.031		41.107		<u>275.0</u>	2: 08.465
11	52.735		37.315		42.752		270.9	2: 12.802	27	52.078		35.582		41.159		274.0	2: 08.819
12	52.644		37.242		41.450		<u>276.0</u>	2: 11.336	28	52.963		39.726		41.294		<u>276.0</u>	2: 13.983
13	52.551		35.569		42.234		274.0	2: 10.354	29	52.506		37.842		42.160		274.0	2: 12.508
14	52.566		35.922		41.531		274.0	2: 10.019	30	59.948		35.934		43.328		272.9	2: 19.210
15	7: 28.528		35.668		43.009		272.9	8: 47.205 P	31	53.347		36.151		42.048		<u>276.0</u>	2: 11.546
16	52.286		37.328		43.222		272.9	2: 12.836	32	52.368		35.239		41.395		275.0	2: 09.002

16 PROsport Performance									Porsche Cayman Pro 4								
lap	Sect-1	Speed	Sect-2	Speed	Sect-3	Speed	TopSpeed	laptime pit	lap	Sect-1	Speed	Sect-2	Speed	Sect-3	Speed	Topspeed	laptime pit
1								2: 54.469	15	57.520		36.347		45.118		251.1	2: 18.985
2	1: 00.705		40.730		47.863		243.5	2: 29.298	16	<u>56.806</u>		<u>36.048</u>		<u>45.013</u>		252.9	<u>2: 17.867</u>
3	59.455		40.454		47.720		246.0	2: 27.629	17	57.418		36.691				252.0	2: 23.022 P
4	59.077		41.373		55.360		185.9	2: 35.810	18	Out		39.353		45.805		251.1	4: 21.078
5	58.841		39.209		46.560		246.0	2: 24.610	19	2: 54.629		38.646		45.771		252.0	14: 19.046 P





## Liqui Moly Bathurst 12 Hours -2016

### 12 Hour - Practice 4 - P6 Laps and Sector Times


5 - 7 February 2016  
Bathurst - 6213 mtr.

6	58.638	38.803	46.757	245.2	2:24.198	20	58.445	38.266	45.968	252.9	2:22.679
7	59.440	38.884		190.3	2:40.042	P 21	58.919	41.047	45.902	253.8	2:25.868
8	Out	37.597	45.698	250.3	4:02.895	22	57.814	36.860	45.831	252.0	2:20.505
9	58.027	38.178	45.612	252.0	2:21.817	23	57.793	37.055	45.754	252.0	2:20.602
10	57.528	36.447	45.491	252.0	2:19.466	24	57.739	37.766	45.475	251.1	2:20.980
11	58.722	37.653		251.1	2:25.367	P 25	57.715	37.418	45.589	251.1	2:20.722
12	Out	40.548	46.096	249.4	8:42.126	26	57.399	36.788	45.324	252.0	2:19.511
13	59.164	37.483	46.029	251.1	2:22.676	27	57.893	38.280	45.577	252.9	2:21.750
14	57.479	37.629	45.262	251.1	2:20.370	28	58.410	37.734	45.337	<u>254.7</u>	2:21.481

21 J.F.C - Freem - Rotex										Porsche 997 GT3 Cup (MY 10-12)										
lap	Sect-1	Speed	Sect-2	Speed	Sect-3	Speed	TopSpeed	laptime	pit	lap	Sect-1	Speed	Sect-2	Speed	Sect-3	Speed	Topspeed	laptime	pit	
1								2:40.014		17	57.205		39.724		44.389		270.9	2:21.318		
2	59.996		39.580		44.024		269.9	2:23.600		18	56.168		38.938		43.633		274.0	2:18.739		
3	57.043		38.585		44.165		274.0	2:19.793		19	<u>55.220</u>		39.278		44.416		274.0	2:18.914		
4	56.840		38.658		43.728		272.9	2:19.226		20	55.645		39.935		44.287		271.9	2:19.867		
5	56.232		38.489		43.977		272.9	2:18.698		21	55.857		38.900		45.280		251.1	2:20.037		
6	55.954		38.190		44.006		272.9	2:18.150		22	4:51.263		44.453		45.347		268.9	16:21.063	P	
7	56.024		38.864		43.570		274.0	2:18.458		23	57.523		39.561		44.119		272.9	2:21.203		
8	56.188		38.385		44.229		255.6	2:18.802		24	57.724		39.832		43.329		<u>275.0</u>	2:20.885		
9	55.682		38.155		45.708		<u>275.0</u>	2:19.545		25	58.197		39.162		43.667		274.0	2:21.026		
10	56.987		40.284		<u>43.322</u>		272.9	2:20.593		26	55.755		40.182		43.395		272.9	2:19.332		
11	56.946		38.202		43.384		274.0	2:18.532		27	58.208		40.768		44.045		274.0	2:23.021		
12	55.686		38.361		43.447		<u>275.0</u>	2:17.494		28	55.838		38.448		43.351		274.0	2:17.637		
13	55.569		<u>38.053</u>		43.631		272.9	<u>2:17.253</u>		29	55.532		39.094		43.771		274.0	2:18.397		
14	56.691		39.727				272.9	2:27.396	P	30	55.597		40.999		45.005		260.2	2:21.601		
15	Out		51.827		49.608		234.1	7:30.639		31	57.470		38.164				253.8	2:30.405	P	
16	1:00.805		41.773		46.507		263.0	2:29.085		32										

28 GWS Personnel										BMW 335i E92									
lap	Sect-1	Speed	Sect-2	Speed	Sect-3	Speed	TopSpeed	laptime	pit	lap	Sect-1	Speed	Sect-2	Speed	Sect-3	Speed	Topspeed	laptime	pit
1								3:01.529		13	1:04.703		44.444		49.369		237.1	2:38.516	
2	1:08.844		48.261		50.891		231.8	2:47.996		14	1:05.867		43.376		49.828		237.9	2:39.071	
3	1:08.261		48.158		50.977		228.9	2:47.396		15	1:05.670		45.115		51.102		235.6	2:41.887	
4	1:06.060		45.053		49.866		236.4	2:40.979		16	4:00.563		44.746		50.756		235.6	15:36.065	P
5	1:06.027		47.486		50.521		234.1	2:44.034		17	1:03.754		40.854		48.506		236.4	2:33.114	
6	1:05.060		43.915		49.363		<u>241.1</u>	2:38.338		18	<u>1:01.126</u>		40.078		48.105		237.9	<u>2:29.309</u>	
7	1:04.594		43.288		48.546		<u>241.1</u>	2:36.428		19	1:01.758		40.323		48.302		236.4	2:30.383	
8	1:03.935		57.116				98.5	3:50.382	P	20	1:01.128		41.933		48.039		236.4	2:31.100	
9	Out		51.141		53.798		230.3	4:57.778		21	1:01.526		42.429		48.731		236.4	2:32.686	
10	7:34.423		48.043		53.856		233.3	9:16.322	P	22	1:02.471		<u>39.865</u>		<u>47.828</u>		237.1	2:30.164	
11	1:05.509		43.498		50.585		237.1	2:39.592		23	1:01.239		40.828				237.9	2:37.421	P
12	1:04.622		44.274		50.032		240.3	2:38.928		24	Out		40.457		48.354		237.9	3:27.943	

31 Bentley Team M-Sport										Bentley Continental GT3 2014/2015									
lap	Sect-1	Speed	Sect-2	Speed	Sect-3	Speed	TopSpeed	laptime	pit	lap	Sect-1	Speed	Sect-2	Speed	Sect-3	Speed	Topspeed	laptime	pit
1								2:18.319		17	50.983		33.322		40.737		276.0	2:05.042	
2	53.538		34.906		41.187		274.0	2:09.631		18	51.064		33.365		40.971		275.0	2:05.400	
3	51.253		33.163		40.795		275.0	2:05.211		19	50.843		32.945		<u>40.528</u>		277.1	<u>2:04.316</u>	
4	51.280		32.867		40.847		275.0	2:04.994		20	51.380		34.761		41.662		277.1	2:07.803	
5	50.985		33.339		42.400		264.0	2:06.724		21	52.267		33.885		40.818		277.1	2:06.970	
6	51.849		34.172		42.108		274.0	2:08.129		22	51.785		36.889				276.0	2:13.084	P
7	51.912		39.989		41.279		275.0	2:13.180		23	Out		42.147		43.771		277.1	15:11.880	
8	51.497		34.867				276.0	2:11.031	P	24	52.555		34.867		41.507		277.1	2:08.929	
9	Out		34.036		41.059		275.0	3:08.053		25	53.754		36.189		41.334		<u>278.2</u>	2:11.277	
10	51.551		35.438		40.664		276.0	2:07.653		26	51.724		34.109		41.063		<u>278.2</u>	2:06.896	
11	51.708		35.880		40.834		277.1	2:08.422		27	51.553		34.489				277.1	2:11.610	P
12	51.186		40.078		41.541		277.1	2:12.805		28	Out		34.949		41.293		275.0	3:51.393	
13	<u>50.793</u>		<u>32.760</u>		40.923		275.0	2:04.476		29	51.590		33.842		40.971		275.0	2:06.403	
14	51.491		34.826		41.069		<u>278.2</u>	2:07.386		30	51.142		34.184		41.108		277.1	2:06.434	
15	6:23.300		37.688		45.908		274.0	7:46.896	P	31	50.978		35.620		40.708		<u>278.2</u>	2:07.306	
16	51.235		36.963		41.528		274.0	2:09.726		32	51.446		32.793		40.850		<u>278.2</u>	2:05.089	





## Liqui Moly Bathurst 12 Hours -2016

### 12 Hour - Practice 4 - P6 Laps and Sector Times

5 - 7 February 2016  
Bathurst - 6213 mtr.

32 JBS Australia									Lamborghini Gallardo R-EX										
lap	Sect-1	Speed	Sect-2	Speed	Sect-3	Speed	TopSpeed	laptime	pit	lap	Sect-1	Speed	Sect-2	Speed	Sect-3	Speed	Topspeed	laptime	pit
1								2: 27.088		15	51.320		36.446		41.549		274.0	2: 09.315	
2	51.493		33.658		41.532		275.0	2: 06.683		16	<u>50.585</u>		<u>32.946</u>		<u>40.623</u>		276.0	<u>2: 04.154</u>	
3	50.932		33.113		40.737		276.0	2: 04.782		17	52.907		33.988				<u>277.1</u>	2: 13.205	P
4	50.636		34.050				274.0	2: 11.296	P	18	Out		45.611		45.010		268.9	19: 32.966	P
5	Out		38.856		46.666		250.3	3: 30.272		19	54.699		36.615		43.141		274.0	2: 14.455	
6	53.409		37.562		43.308		272.9	2: 14.279		20	54.784		38.976		42.038		276.0	2: 15.798	
7	51.764		38.001		41.782		274.0	2: 11.547		21	52.958		35.424		41.637		274.0	2: 10.019	
8	51.391		37.316				241.1	2: 17.016	P	22	54.079		37.912		43.855		241.1	2: 15.846	
9	Out		36.402		41.575		275.0	5: 05.790		23	57.110		38.302		41.734		274.0	2: 17.146	
10	51.000		37.717		42.327		<u>277.1</u>	2: 11.044		24	52.706		35.876		41.644		274.0	2: 10.226	
11	51.139		33.388		40.896		275.0	2: 05.423		25	53.458		35.353		41.509		274.0	2: 10.320	
12	51.682		34.921		41.925		276.0	2: 08.528		26	52.722		35.027		41.343		276.0	2: 09.092	
13	8: 17.706		33.720		42.321		271.9	9: 33.747	P	27	52.140		34.222		41.025		276.0	2: 07.387	
14	52.266		35.680		40.839		275.0	2: 08.785		28									

33 MI SHUMOTORS									Mercedes-Benz SLS AMG GT3 2013/2014										
lap	Sect-1	Speed	Sect-2	Speed	Sect-3	Speed	TopSpeed	laptime	pit	lap	Sect-1	Speed	Sect-2	Speed	Sect-3	Speed	Topspeed	laptime	pit
1								2: 32.310		16	52.646		35.060		41.225		274.0	2: 08.931	
2	53.982		35.828		42.738		275.0	2: 12.548		17	52.299		34.834		41.422		276.0	2: 08.555	
3	52.371		34.141		41.492		275.0	2: 08.004		18	52.204		34.459		41.320		275.0	2: 07.983	
4	52.097		34.438		41.324		274.0	2: 07.859		19	51.859		34.595		42.059		275.0	2: 08.513	
5	<u>51.493</u>		33.584		41.248		275.0	2: 06.325		20	51.882		34.998				<u>277.1</u>	2: 12.934	P
6	52.815		35.902		<u>41.150</u>		275.0	2: 09.867		21	Out		41.516		43.408		274.0	15: 58.165	
7	51.588		<u>33.434</u>		41.242		274.0	<u>2: 06.264</u>		22	55.139		39.414		42.738		271.9	2: 17.291	
8	51.642		33.716				275.0	2: 13.688	P	23	54.834		37.999		42.574		275.0	2: 15.407	
9	Out		42.362		44.498		269.9	7: 23.318		24	54.073		37.425		42.391		274.0	2: 13.889	
10	55.791		37.280		41.750		274.0	2: 14.821		25	53.895		37.200		42.324		274.0	2: 13.419	
11	52.949		36.535		41.852		272.9	2: 11.336		26	54.944		37.377		42.760		274.0	2: 15.081	
12	52.440		35.772		41.976		274.0	2: 10.188		27	53.841		37.043		42.618		275.0	2: 13.502	
13	6: 58.401		36.759		41.687		272.9	8: 16.847	P	28	53.579		37.141		42.175		275.0	2: 12.895	
14	53.584		36.493		43.105		267.9	2: 13.182		29	1: 00.208		43.051				217.2	2: 42.771	P
15	52.184		34.920		41.375		274.0	2: 08.479		30									

36 Erebus Motorsport									Mercedes-Benz SLS AMG GT3 2013/2014										
lap	Sect-1	Speed	Sect-2	Speed	Sect-3	Speed	TopSpeed	laptime	pit	lap	Sect-1	Speed	Sect-2	Speed	Sect-3	Speed	Topspeed	laptime	pit
1								2: 44.649		16	51.394		33.488		40.532		277.1	2: 05.414	
2	Out		36.966		41.756		272.9	2: 59.971		17	51.011		33.231		40.485		277.1	2: 04.727	
3	52.049		33.888		42.832		277.1	2: 08.769		18	53.290		33.935		40.608		279.2	2: 07.833	
4	51.439		33.393		41.659		277.1	2: 06.491		19	52.061		34.995				278.2	2: 10.886	P
5	52.330		34.370		41.163		275.0	2: 07.863		20	Out		33.835		41.682		276.0	4: 14.097	
6	51.493		34.809		41.198		274.0	2: 07.500		21	3: 51.764		35.843		40.878		277.1	15: 08.485	P
7	51.105		33.332		42.785		279.2	2: 07.222		22	50.875		<u>32.888</u>		40.581		278.2	2: 04.344	
8	51.297		33.827				278.2	2: 09.921	P	23	51.747		34.927				278.2	2: 09.430	P
9	Out		35.613		41.229		275.0	4: 39.905		24	Out		45.517		44.670		274.0	5: 07.023	
10	51.328		35.706		41.147		278.2	2: 08.181		25	52.510		35.453		46.678		209.6	2: 14.641	
11	51.236		33.277		41.075		278.2	2: 05.588		26	50.731		36.644		40.766		276.0	2: 08.141	
12	53.719		34.288		41.550		277.1	2: 09.557		27	<u>50.342</u>		33.861		40.425		277.1	2: 04.628	
13	51.431		33.505		40.892		277.1	2: 05.828		28	50.408		32.991		<u>40.332</u>		277.1	<u>2: 03.731</u>	
14	6: 54.288		38.253		43.363		271.9	8: 15.904	P	29	50.575		33.049		40.402		279.2	2: 04.026	
15	51.811		36.249		40.742		279.2	2: 08.802		30	57.784		35.658				<u>280.3</u>	2: 22.349	P

37 Darrell Lea									McLaren 650S										
lap	Sect-1	Speed	Sect-2	Speed	Sect-3	Speed	TopSpeed	laptime	pit	lap	Sect-1	Speed	Sect-2	Speed	Sect-3	Speed	Topspeed	laptime	pit
1								2: 26.288		7	52.598		39.398		41.585		274.0	2: 13.581	
2	55.112		36.679		41.536		275.0	2: 13.327		8	53.470		36.686		41.460		276.0	2: 11.616	
3	52.816		35.226		41.294		276.0	2: 09.336		9	51.866		35.084		41.272		276.0	2: 08.222	
4	51.795		<u>34.371</u>		<u>40.517</u>		276.0	<u>2: 06.683</u>		10	55.800		41.289				275.0	2: 26.110	P
5	52.439		39.890				275.0	2: 17.135	P	11	Out		34.396		40.738		276.0	3: 38.185	
6	Out		38.246		44.426		274.0	4: 13.276		12	<u>51.508</u>		35.361				<u>277.1</u>	2: 11.384	P





## Liqui Moly Bathurst 12 Hours -2016

### 12 Hour - Practice 4 - P6 Laps and Sector Times

5 - 7 February 2016  
Bathurst - 6213 mtr.


38 WOTSO Workspace									Porsche 911 GT3 Cup S								
lap	Sect-1	Speed	Sect-2	Speed	Sect-3	Speed	TopSpeed	laptime pit	lap	Sect-1	Speed	Sect-2	Speed	Sect-3	Speed	Topspeed	laptime pit
1							2: 20.013		8	Out		42.317		45.332		265.9	6: 48.846
2	55.287		36.190		42.608		268.9	2: 14.085	9	56.732		39.726		45.162		263.0	2: 21.620
3	<u>53.908</u>		<u>35.423</u>		<u>42.494</u>		268.9	<u>2: 11.825</u>	10	56.589		39.124		43.982		268.9	2: 19.695
4	56.951		38.857				238.7	2: 25.239 P	11	56.972		38.777		43.947		268.9	2: 19.696
5	Out		52.319		52.229		185.9	8: 45.029	12	56.411		38.956		45.120		<u>269.9</u>	2: 20.487
6	58.837		39.997		45.013		264.9	2: 23.847	13	56.906		38.509		43.910		268.9	2: 19.325
7	57.519		40.206				263.0	2: 33.350 P	14	56.316		38.753		43.838		268.9	2: 18.907

40 Handley Surveys									Audi R8-LMS Ultra 2013/2014/2015								
lap	Sect-1	Speed	Sect-2	Speed	Sect-3	Speed	TopSpeed	laptime pit	lap	Sect-1	Speed	Sect-2	Speed	Sect-3	Speed	Topspeed	laptime pit
1							2: 15.410		14	53.877		36.161		42.859		270.9	2: 12.897
2	53.210		34.383				271.9	2: 22.063 P	15	54.453		36.418		43.908		269.9	2: 14.779
3	Out		37.450		42.184		270.9	2: 50.961	16	53.821		39.453		46.699		231.1	2: 19.973
4	52.446		33.619		41.140		269.9	2: 07.205	17	55.864		39.629		45.153		268.9	2: 20.646
5	53.151		36.581		41.676		269.9	2: 11.408	18	3: 47.345		42.847		47.095		258.3	15: 17.287 P
6	<u>51.576</u>		35.970		41.431		<u>272.9</u>	2: 08.977	19	55.446		38.771		45.652		268.9	2: 19.869
7	54.830		37.324				271.9	2: 16.543 P	20	54.589		37.491		43.931		270.9	2: 16.011
8	Out		45.871		45.071		246.8	5: 26.323	21	53.876		36.751		42.680		270.9	2: 13.307
9	54.595		37.695		43.605		268.9	2: 15.895	22	54.000		36.938				269.9	2: 19.504 P
10	54.791		37.317		43.501		268.9	2: 15.609	23	Out		40.940		49.541		231.1	4: 56.625
11	54.871		40.286		45.657		244.3	2: 20.814	24	52.677		33.528		41.858		267.9	2: 08.063
12	9: 05.782		38.571		46.548		237.1	10: 30.901 P	25	53.867		35.193		41.358		270.9	2: 10.418
13	54.581		37.376		44.722		222.5	2: 16.679	26	51.854		<u>33.130</u>		<u>40.734</u>		<u>272.9</u>	<u>2: 05.718</u>

48 Interlloy									Lamborghini LP560-4 2013/2014								
lap	Sect-1	Speed	Sect-2	Speed	Sect-3	Speed	TopSpeed	laptime pit	lap	Sect-1	Speed	Sect-2	Speed	Sect-3	Speed	Topspeed	laptime pit
1							2: 25.860		16	51.771		34.506		41.985		269.9	2: 08.262
2	57.367		38.963		45.148		268.9	2: 21.478	17	54.184		40.017		43.172		267.9	2: 17.373
3	55.945		38.735		43.167		266.9	2: 17.847	18	52.064		34.416				269.9	2: 12.229 P
4	55.176		37.722		43.441		267.9	2: 16.339	19	Out		33.564		41.347		268.9	4: 05.888
5	54.689		37.017		42.763		267.9	2: 14.469	20	53.281		34.742		42.604		260.2	2: 10.627
6	54.373		37.102		42.688		265.9	2: 14.163	21	4: 06.876		35.734		42.660		270.9	15: 25.270 P
7	53.911		36.657		42.778		272.9	2: 13.346	22	51.312		<u>32.966</u>		41.124		270.9	<u>2: 05.402</u>
8	55.073		37.640		42.905		267.9	2: 15.618	23	51.371		33.069		41.262		270.9	2: 05.702
9	53.609		36.156		42.631		268.9	2: 12.396	24	51.379		34.523				271.9	2: 11.125 P
10	54.822		37.757				266.9	2: 22.040 P	25	Out		40.083		44.523		253.8	5: 28.331
11	Out		38.175		43.340		268.9	3: 52.458	26	53.018		35.906		41.581		269.9	2: 10.505
12	53.506		35.471		41.911		270.9	2: 10.888	27	53.632		35.897		41.699		270.9	2: 11.228
13	52.133		35.066		41.845		268.9	2: 09.044	28	51.458		33.911		<u>40.947</u>		269.9	2: 06.316
14	6: 52.117		35.868		42.433		265.9	8: 10.418 P	29	<u>51.269</u>		34.810		43.973		<u>275.0</u>	2: 10.052
15	52.111		34.702		41.754		268.9	2: 08.567	30								

49 Defelice Homes									Ferrari 458 Italia GT3 2013/2014/2015								
lap	Sect-1	Speed	Sect-2	Speed	Sect-3	Speed	TopSpeed	laptime pit	lap	Sect-1	Speed	Sect-2	Speed	Sect-3	Speed	Topspeed	laptime pit
1							2: 24.002		15	51.376		34.869		41.017		277.1	2: 07.262
2	52.519		34.715		41.141		277.1	2: 08.375	16	<u>50.617</u>		<u>32.869</u>		40.965		278.2	2: 04.451
3	51.753		37.585		41.255		275.0	2: 10.593	17	50.670		32.943		<u>40.662</u>		<u>279.2</u>	<u>2: 04.275</u>
4	50.939		33.109		41.165		277.1	2: 05.213	18	52.046		34.459				278.2	2: 11.469 P
5	52.636		35.333		41.049		277.1	2: 09.018	19	Out		40.772		43.799		272.9	19: 19.522 P
6	51.659		34.384		41.783		254.7	2: 07.826	20	57.008		38.369		43.128		274.0	2: 18.505
7	52.156		40.360				267.9	2: 20.119 P	21	55.662		37.413		42.743		275.0	2: 15.818
8	Out		38.280		44.548		275.0	5: 39.012	22	56.267		37.040		42.843		275.0	2: 16.150
9	51.458		33.700		40.819		277.1	2: 05.977	23	55.656		36.543		42.803		274.0	2: 15.002
10	51.272		33.131		40.947		278.2	2: 05.350	24	54.565		36.361		42.037		275.0	2: 12.963
11	54.114		35.507		44.765		277.1	2: 14.386	25	54.557		36.411		42.175		274.0	2: 13.143 D
12	51.181		34.362		42.223		277.1	2: 07.766	26	53.997		36.575		42.055		274.0	2: 12.627
13	52.740		35.580		41.282		277.1	2: 09.602	27	54.086		35.622		42.242		276.0	2: 11.950
14	0: 15.970		38.915		41.483		275.0	11: 36.368 P	28	53.746		35.875		42.171		276.0	2: 11.792

54 Donut King									MARC Focus V8								
lap	Sect-1	Speed	Sect-2	Speed	Sect-3	Speed	TopSpeed	laptime pit	lap	Sect-1	Speed	Sect-2	Speed	Sect-3	Speed	Topspeed	laptime pit
1							2: 53.311		15	55.971		37.933		44.222		264.9	2: 18.126
2	1: 03.154		44.200		47.243		242.7	2: 34.597	16	55.460		37.546		44.204		267.9	2: 17.210







## Liqui Moly Bathurst 12 Hours -2016

### 12 Hour - Practice 4 - P6

#### Laps and Sector Times

5 - 7 February 2016


Bathurst - 6213 mtr.

3	59.607	40.847	45.544	264.9	2: 25.998	17	<u>55.146</u>	<u>37.166</u>	44.103	266.9	<u>2:16.415</u>
4	1:01.072	41.878	45.617	258.3	2: 28.567	18	5:01.502	46.369	47.920	257.4	16:35.791 P
5	58.795	40.358	45.724	263.0	2: 24.877	19	1:00.171	41.604	44.849	266.9	2: 26.624
6	58.318	39.991	45.492	265.9	2: 23.801	20	57.644	40.292	44.113	267.9	2: 22.049
7	1:15.071	49.334		209.6	3:04.497 P	21	58.037	39.341	44.179	265.9	2: 21.557
8	Out	42.065	45.516	264.0	4: 49.542	22	56.704	39.687	44.188	267.9	2: 20.579
9	59.403	40.780	46.435	261.1	2: 26.618	23	56.765	39.183	<u>44.012</u>	266.9	2: 19.960
10	59.352	41.476	45.357	267.9	2: 26.185	24	56.941	39.242	44.041	261.1	2: 20.224
11	59.072	40.411	45.012	266.9	2: 24.495	25	56.651	39.119	44.750	254.7	2: 20.520
12	8:49.823	46.602	48.784	235.6	10: 25.209 P	26	56.402	37.961	45.797	<u>270.9</u>	2: 20.160
13	1:00.679	42.218	45.490	265.9	2: 28.387	27	58.505	38.910		268.9	2: 28.124 P
14	56.455	37.974	44.744	265.9	2: 19.173	28					

59 Tekno Autosports										McLaren 650S									
lap	Sect-1	Speed	Sect-2	Speed	Sect-3	Speed	TopSpeed	laptime	pit	lap	Sect-1	Speed	Sect-2	Speed	Sect-3	Speed	Topspeed	laptime	pit
1								2: 26.347		14	51.827		37.761		41.014		275.0	2: 10.602	
2	53.316		35.724		41.128		271.9	2: 10.168		15	52.879		34.083		40.971		275.0	2: 07.933	
3	51.242		35.231		40.875		274.0	2: 07.348		16	52.330		34.904				274.0	2: 12.097	P
4	51.558		32.635		41.091		274.0	2: 05.284		17	Out		37.420		50.692		214.0	16: 12.428	P
5	52.395		33.044				271.9	2: 09.530 P		18	52.990		35.443		44.724		272.9	2: 13.157	
6	Out		35.296		41.446		267.9	9: 21.850		19	52.703		34.401				260.2	2: 12.447	P
7	51.172		32.754				270.9	2: 08.287 P		20	Out		35.204		<u>40.624</u>		274.0	4: 07.996	
8	Out		38.715		44.138		264.9	4: 18.377		21	50.740		37.976		40.647		275.0	2: 09.363	
9	51.459		32.680		41.746		<u>278.2</u>	2: 05.885		22	50.414		35.470		40.686		277.1	2: 06.570	
10	50.548		36.701		40.837		274.0	2: 08.086		23	52.565		35.862		44.780		272.9	2: 13.207	
11	<u>1:37.782</u>		<u>35.866</u>		41.831		269.9	12: 55.479 P		24	50.376		32.472		41.148		274.0	<u>2:03.996</u>	
12	55.282		36.821		41.158		272.9	2: 13.261		25	51.042		34.813				270.9	2: 15.159	P
13	51.463		33.506		40.754		274.0	2: 05.723		26									

60 Tekno Autosports										McLaren 650S									
lap	Sect-1	Speed	Sect-2	Speed	Sect-3	Speed	TopSpeed	laptime	pit	lap	Sect-1	Speed	Sect-2	Speed	Sect-3	Speed	Topspeed	laptime	pit
1								2: 20.425		16	51.972		33.508		40.647		274.0	2: 06.127	
2	52.541		34.315		42.456		<u>278.2</u>	2: 09.312		17	50.764		33.296		40.823		276.0	2: 04.883	
3	51.081		36.881		45.027		277.1	2: 12.989		18	51.526		35.277		40.691		276.0	2: 07.494	
4	50.970		33.047		40.747		277.1	2: 04.764		19	50.890		33.385		41.704		276.0	2: 05.979	
5	50.747		36.009		40.827		275.0	2: 07.583		20	50.939		33.184				276.0	2: 08.095	P
6	50.798		33.222		40.691		272.9	2: 04.711		21	Out		34.697		41.281		274.0	18: 21.654	
7	52.422		36.349				274.0	2: 13.938 P		22	53.876		34.440				275.0	2: 11.913	P
8	Out		36.120		41.303		274.0	3: 41.650		23	Out		34.638		41.542		272.9	3: 42.040	
9	50.865		35.659		44.177		257.4	2: 10.701		24	51.054		34.346		41.766		276.0	2: 07.166	
10	<u>50.286</u>		<u>32.452</u>		<u>40.565</u>		275.0	<u>2:03.303</u>		25	51.828		38.925		40.897		276.0	2: 11.650	
11	52.879		33.674		45.013		251.1	2: 11.566		26	50.721		37.506		41.924		277.1	2: 10.151	
12	51.796		35.634				250.3	2: 13.349 P		27	52.076		33.694		41.184		275.0	2: 06.954	
13	Out		37.072		41.474		274.0	5: 03.503		28	50.904		32.883		40.661		<u>278.2</u>	2: 04.448	
14	6:51.141		36.527		42.658		276.0	8: 10.326 P		29	50.932		33.703		43.838		261.1	2: 08.473	
15	51.954		34.219		44.675		275.0	2: 10.848		30									

62 SP Tools										Lamborghini Gallardo									
lap	Sect-1	Speed	Sect-2	Speed	Sect-3	Speed	TopSpeed	laptime	pit	lap	Sect-1	Speed	Sect-2	Speed	Sect-3	Speed	Topspeed	laptime	pit
1								2: 37.002		16	51.543		33.433		41.141		270.9	2: 06.117	
2	56.424		38.223		42.989		267.9	2: 17.636		17	52.683		33.260		43.511		272.9	2: 09.454	
3	54.971		36.898		42.596		268.9	2: 14.465		18	53.514		36.204		43.977		243.5	2: 13.695	
4	54.169		36.854		42.352		268.9	2: 13.375		19	51.774		36.687		45.552		260.2	2: 14.013	
5	54.721		37.291		44.357		269.9	2: 16.369		20	51.609		33.400		41.396		<u>276.0</u>	2: 06.405	
6	53.120		35.708		42.325		268.9	2: 11.153		21	4:36.569		38.811		44.963		239.5	16: 00.343	P
7	53.314		35.956		42.583		269.9	2: 11.853		22	52.127		35.067		41.773		268.9	2: 08.967	
8	54.128		36.636				268.9	2: 20.157 P		23	51.704		33.210		41.283		271.9	2: 06.197	
9	Out		35.628		42.398		263.0	5: 31.861		24	51.439		<u>32.997</u>				267.9	2: 10.779	P
10	52.033		34.608		41.146		272.9	2: 07.787		25	Out		37.617		46.168		250.3	4: 18.299	
11	51.501		33.991		43.186		272.9	2: 08.678		26	51.438		33.031		<u>40.951</u>		269.9	2: 05.420	
12	51.731		34.553		41.285		271.9	2: 07.569		27	50.933		34.737		44.628		218.5	2: 10.298	
13	52.242		33.917		41.245		271.9	2: 07.404		28	<u>50.925</u>		33.065		41.051		271.9	<u>2:05.041</u>	
14	8:21.848		35.434		41.845		267.9	9: 39.127 P		29	51.090		35.572		41.836		271.9	2: 08.498	
15	53.369		36.393		41.271		269.9	2: 11.033		30	55.660		38.450				236.4	2: 24.694	P





## Liqui Moly Bathurst 12 Hours -2016

### 12 Hour - Practice 4 - P6 Laps and Sector Times


5 - 7 February 2016  
Bathurst - 6213 mtr.

63 Erebus Motorsport									Mercedes-Benz SLS AMG GT3 2013/2014								
lap	Sect-1	Speed	Sect-2	Speed	Sect-3	Speed	TopSpeed	laptime pit	lap	Sect-1	Speed	Sect-2	Speed	Sect-3	Speed	Topspeed	laptime pit
1								2:15.990	14	51.168		33.180		41.951		<u>277.1</u>	2:06.299
2	55.086		33.915		50.799		178.1	2:19.800	15	51.774		36.974		41.051		275.0	2:09.799 D
3	51.150		32.999		40.651		276.0	2:04.800	16	52.729		33.545		40.974		276.0	2:07.248
4	51.721		34.842		43.256		275.0	2:09.819	17	4:12.046		42.513		41.928		274.0	15:36.487 P
5	51.182		32.722		41.005		276.0	2:04.909	18	52.030		36.559		42.328		276.0	2:10.917
6	51.091		<u>32.478</u>		<u>40.489</u>		276.0	<u>2:04.058</u>	19	53.778		34.754		42.818		276.0	2:11.350
7	52.233		34.159				<u>277.1</u>	2:10.378 P	20	51.563		34.150				261.1	2:12.661 P
8	Out		36.239		41.631		272.9	4:43.395	21	Out				41.483		274.0	3:59.542
9	7:12.828		38.236		42.094		271.9	8:33.158 P	22	51.671		33.876		40.830		275.0	2:06.377
10	53.010		39.591		42.081		266.9	2:14.682	23	51.328		35.886		41.480		275.0	2:08.694
11	52.439		35.370		41.179		275.0	2:08.988	24	51.639		35.063		41.205		276.0	2:07.907
12	51.365		33.346		40.803		275.0	2:05.514	25	<u>51.061</u>		33.933		40.868		<u>277.1</u>	2:05.862
13	51.888		36.819		41.328		275.0	2:10.035	26	53.665		35.067		40.898		276.0	2:09.630

65 Daytona Sports Cars									Daytona Sportscar Coupe								
lap	Sect-1	Speed	Sect-2	Speed	Sect-3	Speed	TopSpeed	laptime pit	lap	Sect-1	Speed	Sect-2	Speed	Sect-3	Speed	Topspeed	laptime pit
1								2:37.233	13	Out		40.621		42.670		289.3	12:37.424
2	56.155		39.773		43.734		287.0	2:19.662	14	53.369		<u>36.644</u>		<u>41.577</u>		<u>291.6</u>	<u>2:11.590</u>
3	54.772		38.046		42.250		290.5	2:15.068	15	<u>53.168</u>		39.333		50.722		290.5	2:23.223 P
4	53.677		37.008		41.825		288.1	2:12.510	16	8:35.873		40.933		43.761		262.0	20:00.567
5	53.921		37.598		41.753		290.5	2:13.272	17	54.843		37.232				277.1	2:25.934 P
6	54.281		40.021				270.9	2:25.634 P	18	Out		39.778		44.044		247.7	5:32.325
7	Out		45.954		50.142		254.7	6:45.427	19	54.467		38.808		42.214		287.0	2:15.489
8	59.014		41.881		44.394		285.9	2:25.289	20	53.188		37.747		42.172		290.5	2:13.107
9	54.919		37.690		1:02.269		<u>291.6</u>	2:34.878	21	56.697		37.997		42.752		289.3	2:17.446
10	57.287		38.464		42.653		290.5	2:18.404	22	54.963		39.102		42.689		290.5	2:16.754
11	54.174		37.789		42.421		279.2	2:14.384	23	54.002		37.636		42.489		290.5	2:14.127
12	54.270		39.377				226.7	2:26.771 P	24								

69 Apo Sport									Porsche 997 GT3 Cup (MY 06-09)								
lap	Sect-1	Speed	Sect-2	Speed	Sect-3	Speed	TopSpeed	laptime pit	lap	Sect-1	Speed	Sect-2	Speed	Sect-3	Speed	Topspeed	laptime pit
1								2:26.127	10	1:00.525		41.396		47.071		248.5	2:28.992
2	57.546		38.650		44.927		262.0	2:21.123	11	59.771		40.198		47.148		255.6	2:27.117
3	57.396		40.366		<u>44.906</u>		263.0	2:22.668	12	1:13.468		41.455		46.828		249.4	12:41.751 P
4	56.380		<u>37.824</u>		44.965		263.0	<u>2:19.169</u>	13	59.731		40.395		46.155		246.0	2:26.281
5	<u>56.222</u>		42.724		47.022		248.5	2:25.968	14	58.854		40.152		46.214		252.0	2:25.220
6	57.509		37.840		45.566		265.9	2:20.915	15	58.851		39.878		45.623		257.4	2:24.352
7	58.081		40.179		55.025		<u>266.9</u>	2:33.285	16	59.051		40.288		45.295		256.5	2:24.634
8	1:05.463		43.481				239.5	2:43.326 P	17	57.878		40.621				258.3	2:34.257 P
9	Out		42.346		46.841		245.2	6:03.937	18								

74 Jamec Pem									Audi R8-LMS 2015								
lap	Sect-1	Speed	Sect-2	Speed	Sect-3	Speed	TopSpeed	laptime pit	lap	Sect-1	Speed	Sect-2	Speed	Sect-3	Speed	Topspeed	laptime pit
1								2:43.460	18	51.764		34.081		41.654		271.9	2:07.499
2	53.597		35.796		41.437		270.9	2:10.830	19	51.910		32.502		41.005		272.9	2:05.417
3	51.866		33.120		40.919		271.9	2:05.905	20	52.034		36.175		41.834		271.9	2:10.043
4	51.574		32.499		40.915		272.9	2:04.988	21	52.560		32.757		41.064		271.9	2:06.381
5	53.492		37.408		42.950		272.9	2:13.850	22	51.799		35.144		41.978		271.9	2:08.921
6	51.963		32.358		41.192		270.9	2:05.513	23	4:04.397		36.015		42.073		274.0	15:22.485 P
7	51.465		32.319		41.231		270.9	2:05.015	24	51.956		33.040		41.025		271.9	2:06.021
8	51.004		33.426		42.111		271.9	2:06.541	25	51.724		32.288		40.705		274.0	2:04.717
9	51.662		32.034		41.020		270.9	2:04.716	26	51.860		32.924		40.893		274.0	2:05.677
10	51.158		33.087		41.093		271.9	2:05.338	27	52.104		32.153		40.725		271.9	2:04.982
11	52.252		34.276		41.309		271.9	2:07.837	28	51.118		33.063		<u>40.670</u>		271.9	2:04.851
12	51.415		32.569				274.0	2:07.071 P	29	52.193		34.967		42.010		261.1	2:09.170
13	Out		34.120		42.750		269.9	3:57.258	30	52.305		33.804		40.779		272.9	2:06.888
14	52.281		33.351		42.091		272.9	2:07.723	31	51.147		33.513		40.705		271.9	2:05.365
15	6:43.363		35.070		41.880		268.9	8:00.313 P	32	51.740		32.245		40.878		<u>275.0</u>	2:04.863
16	54.064		34.693		41.427		269.9	2:10.184	33	<u>50.903</u>		<u>31.820</u>		40.908		272.9	<u>2:03.631</u>
17	51.910		32.801		41.400		269.9	2:06.111	34								





## Liqui Moly Bathurst 12 Hours -2016

### 12 Hour - Practice 4 - P6 Laps and Sector Times


5 - 7 February 2016  
Bathurst - 6213 mtr.

75 Jamec Pem									Audi R8-LMS 2015								
lap	Sect-1	Speed	Sect-2	Speed	Sect-3	Speed	TopSpeed	laptime pit	lap	Sect-1	Speed	Sect-2	Speed	Sect-3	Speed	Topspeed	laptime pit
1								2:36.221	16	51.435		35.329		41.233		269.9	2:07.997
2	52.430		32.861		41.157		270.9	2:06.448	17	51.206		34.531		41.233		192.9	2:15.116 P
3	53.142		34.999		44.241		269.9	2:12.382	18	Out		32.601		41.611		270.9	4:45.447
4	51.860		32.729		41.278		<u>271.9</u>	2:05.867	19	51.304		<u>32.111</u>		40.971		270.9	<u>2:04.386</u>
5	51.873		33.133		41.115		269.9	2:06.121	20	51.301		35.152		40.960		270.9	2:07.413
6	51.759		33.310				269.9	2:10.566 P	21	3:15.916		40.146		45.978		239.5	14:42.040 P
7	Out		35.579		44.076		269.9	5:29.425	22	54.870		36.278		42.186		270.9	2:13.334
8	51.604		32.571		<u>40.828</u>		270.9	2:05.003	23	54.410		35.468		41.803		<u>271.9</u>	2:11.681
9	52.616		33.573		44.017		<u>271.9</u>	2:10.206	24	53.427		35.042		41.820		270.9	2:10.289
10	<u>51.175</u>		32.536		40.839		270.9	2:04.550	25	54.485		35.742		42.269		269.9	2:12.496
11	54.311		34.167				270.9	2:13.428 P	26	53.496		35.682		41.956		269.9	2:11.134
12	Out		35.948		41.951		267.9	3:38.877	27	54.253		35.771		42.232		269.9	2:12.256
13	52.894		33.466		52.189		270.9	2:18.549	28	53.106		35.329		41.788		<u>271.9</u>	2:10.223
14	6:21.811		37.180		45.937		251.1	7:44.928 P	29	53.033		35.182		41.656		270.9	2:09.871
15	51.872		32.786		40.999		269.9	2:05.657	30	52.628		35.024		42.003		269.9	2:09.655

77 Completion Products, Asia I Pacific Spiral									Porsche 997 GT3 Cup (MY 10-12)								
lap	Sect-1	Speed	Sect-2	Speed	Sect-3	Speed	TopSpeed	laptime pit	lap	Sect-1	Speed	Sect-2	Speed	Sect-3	Speed	Topspeed	laptime pit
1								2:42.964	13	56.255		37.927		47.104		260.2	2:21.286
2	1:34.466		46.205		49.223		219.8	3:09.894	14	54.754		<u>36.530</u>		43.338		274.0	<u>2:14.622</u>
3	1:00.995		44.606		47.316		264.9	2:32.917	15	55.129		37.183		44.088		<u>276.0</u>	2:16.400
4	1:00.576		43.610		47.076		256.5	2:31.262	16	<u>54.307</u>		36.727				275.0	2:17.610 P
5	59.910		44.479		47.221		257.4	2:31.610	17	Out		50.259		52.951		212.1	20:00.703 P
6	59.647		44.850		47.401		256.5	2:31.898	18	1:12.071		47.319		48.931		251.1	2:48.321
7	1:01.481		43.264		45.684		264.0	2:30.429	19	1:02.187		47.776		47.954		260.2	2:37.917
8	58.621		41.641		45.239		272.9	2:25.501	20	1:01.242		43.637		48.176		254.7	2:33.055
9	58.927		43.500		45.613		266.9	2:28.040	21	1:01.338		46.966				253.8	2:42.557 P
10	59.376		41.850				224.6	2:36.853 P	22	Out		39.716		44.199		271.9	5:22.310
11	Out		40.352		44.698		271.9	8:29.527	23	55.303		37.993		<u>43.187</u>		272.9	2:16.483
12	56.490		39.356		43.535		272.9	2:19.381	24	56.949		37.814		43.194		275.0	2:17.957

82 International Motorsports									Audi R8-LMS Ultra 2013/2014/2015								
lap	Sect-1	Speed	Sect-2	Speed	Sect-3	Speed	TopSpeed	laptime pit	lap	Sect-1	Speed	Sect-2	Speed	Sect-3	Speed	Topspeed	laptime pit
1								2:17.906	17	54.757		38.257		43.997		264.0	2:17.011
2	52.655		34.011		41.554		267.9	2:08.220	18	54.506		37.104		43.685		265.9	2:15.295
3	52.173		35.630		43.016		<u>269.9</u>	2:10.819	19	54.161		36.922		44.569		261.1	2:15.652
4	51.739		33.563		41.795		264.9	2:07.097	20	54.335		36.782		43.814		264.9	2:14.931
5	52.068		34.445		41.451		<u>269.9</u>	2:07.964	21	54.530		36.861		43.905		264.9	2:15.296
6	51.698		33.486		41.420		267.9	2:06.604	22	5:44.222		43.629		46.530		264.9	17:14.381 P
7	51.888		38.083				264.9	2:16.795 P	23	56.718		38.239		43.515		267.9	2:18.472
8	Out		35.640		43.425		254.7	3:13.549	24	54.279		36.932		42.284		268.9	2:13.495
9	51.757		35.087		51.014		190.8	2:17.858	25	54.235		36.656		42.092		266.9	2:12.983
10	51.818		<u>32.886</u>		41.356		268.9	2:06.060	26	53.794		36.547		42.049		266.9	2:12.390
11	<u>51.506</u>		35.603				265.9	2:11.302 P	27	53.474		36.163		42.718		266.9	2:12.355
12	Out		34.348		48.201		231.1	3:14.825	28	56.377		40.437		43.082		265.9	2:19.896
13	51.575		32.987		<u>41.241</u>		265.9	<u>2:05.803</u>	29	53.906		37.334		42.943		266.9	2:14.183
14	51.898		34.839				265.9	2:11.188 P	30	53.650		38.052		44.578		260.2	2:16.280
15	Out		40.853		44.740		262.0	8:21.777	31	55.207		37.179		42.641		268.9	2:15.027
16	56.253		39.383		44.474		261.1	2:20.110	32								

88 Maranello Motorsport									Ferrari 458 Italia GT3 2013/2014/2015								
lap	Sect-1	Speed	Sect-2	Speed	Sect-3	Speed	TopSpeed	laptime pit	lap	Sect-1	Speed	Sect-2	Speed	Sect-3	Speed	Topspeed	laptime pit
1								2:29.467	11	3:36.640		40.042		43.961		269.9	15:00.643 P
2	1:04.668		41.281				263.0	2:37.450 P	12	54.254		35.696		41.896		276.0	2:11.846
3	Out		36.306		42.277		274.0	8:10.555	13	53.275		37.148		41.828		276.0	2:12.251
4	54.330		35.440		48.782		262.0	2:18.552	14	52.695		35.549		41.689		<u>279.2</u>	2:09.933
5	52.347		33.856		41.998		272.9	2:08.201	15	53.508		35.626				275.0	2:14.368 P
6	53.578		36.095		46.114		276.0	2:15.787	16	Out		37.720		42.137		271.9	3:18.282
7	51.554		33.492		41.032		276.0	<u>2:06.078</u>	17	53.133		37.141		41.786		276.0	2:12.060
8	8:40.003		34.624		41.363		275.0	19:55.990 P	18	52.770		36.226		41.534		274.0	2:10.530
9	51.748		33.571		<u>41.012</u>		276.0	2:06.331	19	53.173		35.064		41.636		276.0	2:09.873
10	<u>51.408</u>		<u>33.058</u>		41.670		275.0	2:06.136	20	53.276		35.851		41.904		276.0	2:11.031







## Liqui Moly Bathurst 12 Hours -2016

### 12 Hour - Practice 4 - P6 Laps and Sector Times

5 - 7 February 2016  
Bathurst - 6213 mtr.

91 MARC Cars Australia										MARC Focus V8									
lap	Sect-1	Speed	Sect-2	Speed	Sect-3	Speed	TopSpeed	laptime	pit	lap	Sect-1	Speed	Sect-2	Speed	Sect-3	Speed	Topspeed	laptime	pit
1								2:42.382		15	1:08.264		39.150		<u>43.406</u>		267.9	2:30.820	
2	1:00.067		41.614		46.099		264.0	2:27.780		16	55.272		<u>36.911</u>		43.579		<u>270.9</u>	<u>2:15.762</u>	
3	57.931		40.409		45.124		265.9	2:23.464		17	57.087		38.991		44.416		266.9	2:20.494	
4	57.409		40.256		45.151		265.9	2:22.816		18	55.557		37.847				267.9	2:24.507	P
5	57.569		39.595		44.779		264.9	2:21.943		19	Out		42.026		44.990		265.9	18:13.509	P
6	57.254		39.825		45.039		264.9	2:22.118		20	57.259		39.382		46.308		262.0	2:22.949	
7	58.644		41.502		46.478		245.2	2:26.624		21	57.209		39.716		44.456		268.9	2:21.381	
8	58.224		40.760		45.958		266.9	2:24.942		22	56.467		39.147		44.074		266.9	2:19.688	
9	59.665		42.482				265.9	2:32.302	P	23	56.544		38.651		44.058		265.9	2:19.253	
10	Out		38.389		44.510		249.4	5:31.505		24	57.439		38.527		44.315		267.9	2:20.281	
11	55.767		38.172		44.024		266.9	2:17.963		25	56.182		40.153		45.085		257.4	2:21.420	
12	55.406		37.661		43.968		267.9	2:17.035		26	56.229		38.338		44.053		267.9	2:18.620	
13	<u>7:22.091</u>		40.497		44.383		264.9	8:46.971	P	27	56.528		38.920		44.831		262.0	2:20.279	
14	55.530		38.997		43.532		266.9	2:18.059		28	57.390		46.981				193.4	2:45.511	P

92 MARC Cars Australia										MARC Focus V8									
lap	Sect-1	Speed	Sect-2	Speed	Sect-3	Speed	TopSpeed	laptime	pit	lap	Sect-1	Speed	Sect-2	Speed	Sect-3	Speed	Topspeed	laptime	pit
1								2:44.235		15	1:00.886		41.713		46.952		251.1	2:29.551	
2	1:00.163		41.859		47.770		251.1	2:29.792		16	59.147		40.984		46.651		252.0	2:26.782	
3	59.020		40.225		45.332		264.0	2:24.577		17	57.696		44.856		46.149		259.2	2:28.701	
4	57.481		40.648		46.901		237.1	2:25.030		18	57.494		42.106		48.027		234.1	2:27.627	
5	59.551		42.763		46.680		228.2	2:28.994		19	58.644		41.935		45.870		249.4	2:26.449	
6	58.727		41.817		46.391		242.7	2:26.935		20	4:12.554		43.405		3:11.696		264.0	18:07.655	P
7	56.903		38.956		46.082		265.9	2:21.941		21	59.505		40.163		45.915		264.0	2:25.583	
8	56.747		39.188		45.078		265.9	2:21.013		22	58.308		39.389		45.180		264.0	2:22.877	
9	58.094		<u>38.470</u>		<u>44.457</u>		<u>267.9</u>	2:21.021		23	56.400		39.290		45.293		252.9	2:20.983	
10	56.825		40.048				<u>267.9</u>	2:28.160	P	24	56.777		39.389		45.087		265.9	2:21.253	
11	Out		43.127		46.508		257.4	5:26.185		25	56.852		40.614		45.947		242.7	2:23.413	
12	58.295		42.709		46.311		248.5	2:27.315		26	<u>56.247</u>		39.728		44.910		260.2	<u>2:20.885</u>	
13	6:52.449		43.520		46.266		256.5	8:22.235	P	27	56.331		39.603		46.358		230.3	2:22.292	
14	58.775		41.565		46.197		256.5	2:26.537		28									

93 MARC Cars Australia										MARC Focus V8									
lap	Sect-1	Speed	Sect-2	Speed	Sect-3	Speed	TopSpeed	laptime	pit	lap	Sect-1	Speed	Sect-2	Speed	Sect-3	Speed	Topspeed	laptime	pit
1								2:31.462		13	Out		38.470		44.776		263.0	4:18.118	
2	56.742		38.807		43.935		269.9	2:19.484		14	7:34.825		37.688		43.701		258.3	18:56.214	P
3	55.044		38.811		43.501		269.9	2:17.356		15	54.887		35.817		43.070		268.9	<u>2:13.774</u>	
4	55.853		36.837		43.635		268.9	2:16.325		16	55.673		36.648		43.337		269.9	2:15.658	
5	54.465		36.987		43.354		268.9	2:14.806		17	4:34.399		41.462		43.739		268.9	15:59.600	P
6	55.319		37.891		43.397		269.9	2:16.607		18	56.190		38.579		43.203		271.9	2:17.972	
7	54.353		36.840		43.299		267.9	2:14.492		19	55.295		37.667		<u>42.583</u>		<u>272.9</u>	2:15.545	
8	54.259		36.501		43.466		270.9	2:14.226		20	56.210		37.939		46.529		249.4	2:20.678	
9	<u>54.127</u>		36.860		43.264		269.9	2:14.251		21	54.249		35.279				269.9	2:18.525	P
10	54.722		36.781		43.905		271.9	2:15.408		22	Out		<u>35.176</u>		49.617		269.9	3:38.120	
11	54.582		36.819		43.194		269.9	2:14.595		23	55.503		35.990				268.9	2:21.306	P
12	54.294		37.470				270.9	2:20.943	P	24									

