



Liqui Moly Bathurst 12 Hours -2016

12 Hour - Practice 3 - P5 Laps and Sector Times


5 - 7 February 2016
Bathurst - 6190 mtr.

1 NI SMO Athlete Global Team										Nissan GT-R NISMO GT3 2015										
lap	Sect-1	Speed	Sect-2	Speed	Sect-3	Speed	TopSpeed	laptime	pit	lap	Sect-1	Speed	Sect-2	Speed	Sect-3	Speed	Topspeed	laptime	pit	
1								2:25.487		18	51.455		33.218				280.3	2:11.797	P	
2	53.006		34.873		40.699		279.2	2:08.578		19	Out		37.168		42.369		279.2	5:43.517		
3	51.888		34.096		40.746		278.2	2:06.730		20	51.215		33.172		40.956		<u>283.6</u>	2:05.343		
4	51.664		35.892		43.286		277.1	2:10.842		21	51.361		35.481				281.4	2:11.662	P	
5	5:06.173		36.915		46.663		274.0	16:29.751	P	22	Out		36.439		40.890		280.3	4:35.177		
6	54.560		37.557		41.120		275.0	2:13.237		23	51.467		35.693		41.006		278.2	2:08.166		
7	51.550		37.053				274.0	2:14.414	P	24	51.354		34.493		41.150		276.0	2:06.997		
8	Out		34.055		50.360		279.2	3:57.772		25	50.997		38.920		40.808		278.2	2:10.725		
9	51.409		34.313		40.594		278.2	2:06.316		26	52.399		33.794		41.096		282.5	2:07.289		
10	<u>50.733</u>		33.077		40.538		278.2	<u>2:04.348</u>		27	51.320		35.139				277.1	2:10.741	P	
11	51.122		<u>32.737</u>		40.635		278.2	2:04.494		28	Out		37.039		42.609		274.0	3:50.860		
12	8:58.213		34.871		41.933		279.2	10:15.017	P	29	51.357		35.030		40.823		275.0	2:07.210		
13	52.164		33.784		40.905		280.3	2:06.853		30	51.416		33.695		<u>40.537</u>		277.1	2:05.648		
14	54.054		35.553		40.994		278.2	2:10.601		31	51.482		35.820		43.317		275.0	2:10.619		
15	51.530		33.734		41.944		279.2	2:07.208		32	51.110		34.156		41.072		279.2	2:06.338		
16	54.043		33.899		42.966		281.4	2:10.908		33	51.540		33.474		40.713		279.2	2:05.727		
17	50.988		33.499		42.649		279.2	2:07.136		34										

2 Phoenix Racing										Audi R8-LMS 2015										
lap	Sect-1	Speed	Sect-2	Speed	Sect-3	Speed	TopSpeed	laptime	pit	lap	Sect-1	Speed	Sect-2	Speed	Sect-3	Speed	Topspeed	laptime	pit	
1								2:17.581		17	<u>50.843</u>		32.390		41.410		271.9	<u>2:04.643</u>		
2	53.332		34.555		41.861		271.9	2:09.748		18	51.164		<u>31.803</u>		41.893		272.9	2:04.860		
3	52.663		35.728		41.745		270.9	2:10.136		19	53.003		36.440				268.9	2:13.285	P	
4	52.975		33.478		41.319		271.9	2:07.772		20	Out		34.848		42.779		267.9	5:11.306		
5	5:08.343		35.473		47.975		265.9	16:31.791	P	21	52.188		33.434		41.827		268.9	2:07.449		
6	51.768		32.618		41.457		269.9	2:05.843		22	51.752		35.209		42.212		269.9	2:09.173		
7	51.434		32.431		<u>41.230</u>		269.9	2:05.095		23	53.013		34.927		41.975		267.9	2:09.915		
8	51.574		32.289		41.750		270.9	2:05.613		24	51.762		33.435		41.714		268.9	2:06.911		
9	51.491		34.362				<u>276.0</u>	2:13.029	P	25	53.067		34.857		41.956		267.9	2:09.880		
10	Out		36.825		43.389		264.9	16:26.799	P	26	51.708		33.021		41.601		267.9	2:06.330		
11	51.544		33.689		41.238		270.9	2:06.471		27	51.705		35.447		41.611		268.9	2:08.763		
12	52.081		33.245		41.321		271.9	2:06.647		28	52.834		35.061				268.9	2:11.472	P	
13	51.146		35.924		41.296		271.9	2:08.366		29	Out		37.262		49.277		207.8	4:16.820		
14	52.297		34.246				271.9	2:10.517	P	30	6:16.401		33.752		43.339		263.0	7:33.492	P	
15	Out		36.993		41.970		265.9	8:58.649		31	52.473		34.188		42.333		269.9	2:08.994		
16	52.178		32.484		41.268		268.9	2:05.930		32										

4 Grove Hire										Porsche 997 GT3 Cup (MY 10-12)										
lap	Sect-1	Speed	Sect-2	Speed	Sect-3	Speed	TopSpeed	laptime	pit	lap	Sect-1	Speed	Sect-2	Speed	Sect-3	Speed	Topspeed	laptime	pit	
1								2:31.291		16	53.254		<u>34.515</u>		43.235		278.2	2:11.004		
2	56.098		38.179		45.274		275.0	2:19.551		17	53.261		37.727		46.904		232.6	2:17.892		
3	55.868		38.947		43.691		275.0	2:18.506		18	53.134		38.039		42.900		<u>280.3</u>	2:14.073		
4	6:51.156		40.200		44.873		263.0	18:16.229	P	19	53.107		36.607		42.825		278.2	2:12.539		
5	54.852		37.505		43.477		274.0	2:15.834		20	52.989		35.840				277.1	2:19.589	P	
6	55.582		37.535		43.290		275.0	2:16.407		21	Out		38.651		43.158		275.0	5:36.520		
7	55.439		37.767		42.981		277.1	2:16.187		22	54.742		36.950		42.512		277.1	2:14.204		
8	54.734		37.205		42.737		277.1	2:14.676		23	53.767		36.883		42.768		276.0	2:13.418		
9	55.407		37.343		42.912		276.0	2:15.662		24	53.393		34.853		<u>42.261</u>		277.1	2:10.507		
10	55.940		43.703		45.029		276.0	2:24.672		25	53.343		36.562		44.346		238.7	2:14.251		
11	54.967		37.831				276.0	2:21.845	P	26	<u>52.871</u>		35.521		42.368		277.1	2:10.760		
12	Out		35.880		44.059		278.2	8:10.474		27	54.682		40.606				269.9	2:24.044	P	
13	53.763		36.336		42.517		278.2	2:12.616		28	Out		37.313		42.859		275.0	14:56.963		
14	53.330		34.668		42.487		276.0	2:10.485		29	55.046		35.931		42.384		277.1	2:13.361		
15	53.167		34.626		42.404		277.1	<u>2:10.197</u>		30										

5 GT Motorsport										Audi R8-LMS 2015									
lap	Sect-1	Speed	Sect-2	Speed	Sect-3	Speed	TopSpeed	laptime	pit	lap	Sect-1	Speed	Sect-2	Speed	Sect-3	Speed	Topspeed	laptime	pit
1								2:37.906		17	56.264		37.666		42.879		268.9	2:16.809	
2	Out		39.136		44.466		270.9	3:21.315		18	54.390		36.585		43.185		262.0	2:14.160	
3	52.581		37.504		43.225		269.9	2:13.310		19	54.024		36.435				269.9	2:18.493	P
4	5:00.281		39.764		42.782		268.9	16:22.827	P	20	Out		36.016		45.340		264.9	6:59.672	
5	52.418		33.340		50.985		269.9	2:16.743		21	53.901		34.299		41.802		270.9	2:10.002	
6	51.756		32.998		41.353		269.9	2:06.107		22	54.077		35.547		41.765		268.9	2:11.389	





Liqui Moly Bathurst 12 Hours -2016

12 Hour - Practice 3 - P5 Laps and Sector Times

5 - 7 February 2016
Bathurst - 6190 mtr.

7	51.852	32.682	42.056	270.9	2:06.590	23	53.609	33.885	42.036	269.9	2:09.530	
8	53.213	33.023	41.602	269.9	2:07.838	24	52.680	33.332	43.337	261.1	2:09.349	
9	<u>51.593</u>	32.652	41.546	269.9	2:05.791	25	52.562	33.369	41.509	270.9	2:07.440	
10	51.679	<u>32.601</u>	41.393	269.9	<u>2:05.673</u>	26	53.325	35.411	42.181	269.9	2:10.917	
11	52.669	33.618		<u>271.9</u>	2:13.744	P 27	52.506	32.913	41.576	268.9	2:06.995	
12	Out	39.556	44.828	267.9	10:09.256	28	52.096	33.604		267.9	2:11.593	P
13	54.453	37.730	44.185	247.7	2:16.368	29	Out	35.459	42.529	<u>271.9</u>	6:15.070	
14	56.053	37.169	43.521	269.9	2:16.743	30	53.422	33.290	41.670	269.9	2:08.382	
15	53.779	35.664	42.665	268.9	2:12.108	31	52.370	36.811	41.770	269.9	2:10.951	
16	54.622	39.217	44.100	264.9	2:17.939	32	52.289	33.019	<u>41.200</u>	270.9	2:06.508	

6 SAFE-T-STOP										Porsche 997 GT3 Cup (MY 06-09)									
lap	Sect-1	Speed	Sect-2	Speed	Sect-3	Speed	TopSpeed	laptime	pit	lap	Sect-1	Speed	Sect-2	Speed	Sect-3	Speed	Topspeed	laptime	pit
1								2:53.594		16	1:01.210		46.143		46.927		249.4	2:34.280	
2	1:02.852		47.147		51.331		215.9	2:41.330		17	59.304		43.301		49.047		207.2	2:31.652	
3	1:03.436		49.270		48.205		256.5	2:40.911		18	59.915		42.838		45.277		267.9	2:28.030	
4	4:51.066		43.774		47.369		262.0	16:22.209	P	19	58.268		43.716		46.512		233.3	2:28.496	
5	1:01.365		41.518		46.233		260.2	2:29.116		20	59.116		42.635		48.122		243.5	2:29.873	
6	57.911		40.385		46.624		268.9	2:24.920		21	1:00.607		44.168				263.0	2:39.085	P
7	58.259		39.847		45.342		<u>269.9</u>	2:23.448		22	Out		46.792		45.688		264.0	3:48.309	
8	57.257		39.535		44.734		<u>269.9</u>	2:21.526		23	59.085		43.060		45.673		266.9	2:27.818	
9	56.955		38.813		45.323		268.9	2:21.091		24	58.174		42.608		45.007		266.9	2:25.789	
10	57.229		38.918		44.855		<u>269.9</u>	2:21.002		25	58.233		44.259		51.336		207.2	2:33.828	
11	9:35.098		43.292		45.413		266.9	11:03.803	P	26	1:00.057		44.365		45.338		267.9	2:29.760	
12	56.379		38.627		44.690		<u>269.9</u>	2:19.696		27	58.037		42.511		44.777		266.9	2:25.325	
13	<u>56.125</u>		<u>38.039</u>		<u>44.159</u>		<u>269.9</u>	<u>2:18.323</u>		28	58.696		41.235		45.856		238.7	2:25.787	
14	59.742		42.015				238.7	2:38.216	P	29	57.143		42.634		49.049		203.2	2:28.826	
15	Out		48.020		46.845		264.9	6:38.046		30	1:02.682		44.286				<u>269.9</u>	2:45.838	P

9 Hallmarc / Network										Audi R8-LMS Ultra 2013/2014/2015									
lap	Sect-1	Speed	Sect-2	Speed	Sect-3	Speed	TopSpeed	laptime	pit	lap	Sect-1	Speed	Sect-2	Speed	Sect-3	Speed	Topspeed	laptime	pit
1								2:29.905		13	55.302		42.389		43.524		268.9	2:21.215	
2	56.724		36.277		42.511		261.1	2:15.512		14	55.207		37.471		46.397		223.9	2:19.075	
3	52.740		35.796		42.025		271.9	2:10.561		15	54.943		37.121		42.824		268.9	2:14.888	
4	51.933		33.834		42.321		<u>274.0</u>	2:08.088		16	54.525		36.738		42.978		269.9	2:14.241	
5	5:14.799		38.520		44.572		266.9	16:37.891	P	17	56.211		43.248		47.246		252.0	2:26.705	
6	52.072		37.687		42.239		272.9	2:11.998		18	54.828		37.644				245.2	2:25.526	P
7	<u>51.720</u>		33.296		<u>41.314</u>		270.9	<u>2:06.330</u>		19	Out		40.894		44.132		266.9	4:46.405	
8	54.034		34.773				255.6	2:15.008	P	20	54.447		39.514		42.849		268.9	2:16.810	
9	Out		40.273		47.310		237.9	4:29.493		21	53.728		35.761		42.416		270.9	2:11.905	
10	55.331		35.744		42.742		267.9	2:13.817		22	55.566		37.473		44.563		264.0	2:17.602	
11	29:56.430		<u>46.601</u>		47.182		249.4	31:30.213	P	23	54.102		37.744		43.440		269.9	2:15.286	
12	57.591		40.717		49.415		266.9	2:27.723		24	55.130		39.274		42.942		270.9	2:17.346	D

10 Bentley Team M-Sport										Bentley Continental GT3 2014/2015										
lap	Sect-1	Speed	Sect-2	Speed	Sect-3	Speed	TopSpeed	laptime	pit	lap	Sect-1	Speed	Sect-2	Speed	Sect-3	Speed	Topspeed	laptime	pit	
1								2:21.751		17	51.889		33.184		41.727		275.0	2:06.800		
2	53.338		36.962		41.626		274.0	2:11.926		18	55.632		33.309		41.106		274.0	2:10.047		
3	51.744		34.008		41.100		271.9	2:06.852		19	53.415		35.827				274.0	2:14.512	P	
4	6:35.234		38.475		41.534		270.9	17:55.243	P	20	Out		34.854		41.487		275.0	5:56.855		
5	54.045		36.685		42.418		275.0	2:13.148		21	51.444		35.142		41.476		265.9	2:08.062		
6	51.686		33.296		41.015		275.0	2:05.997		22	51.650		34.086		41.087		268.9	2:06.823		
7	51.656		33.474		40.930		275.0	2:06.060		23	52.449		35.020		42.529		265.9	2:09.998		
8	51.162		33.522		42.718		269.9	2:07.402		24	<u>50.852</u>		<u>32.845</u>				274.0	2:11.056	P	
9	51.865		33.659		41.743		274.0	2:07.267		25	Out		34.408		41.478		271.9	8:09.355		
10	53.102		33.278				272.9	2:10.377	P	26	51.202		35.511		41.430		271.9	2:08.143		
11	Out		36.135		41.482		274.0	11:49.492	P	27	52.121		33.769		41.369		272.9	2:07.259		
12	52.276		36.590		42.165		<u>279.2</u>	2:11.031		28	52.596		36.649				261.1	2:15.722	P	
13	54.886		35.186		41.352		274.0	2:11.424		29	Out		34.459		41.812		265.9	4:20.451		
14	51.319		36.092				272.9	2:15.653	P	30	6:28.136		33.418		42.473		269.9	7:44.027	P	
15	Out		34.569		41.723		274.0	3:18.361		31	52.501		35.143		<u>40.900</u>		274.0	2:08.544		
16	51.332		33.018		41.178		274.0	<u>2:05.528</u>		32										





Liqui Moly Bathurst 12 Hours -2016

12 Hour - Practice 3 - P5 Laps and Sector Times


5 - 7 February 2016
Bathurst - 6190 mtr.

11 Objective Racing										McLaren 650S									
lap	Sect-1	Speed	Sect-2	Speed	Sect-3	Speed	TopSpeed	laptime	pit	lap	Sect-1	Speed	Sect-2	Speed	Sect-3	Speed	Topspeed	laptime	pit
1								2: 21.193		17	52.507		36.476		45.880		226.7	2: 14.863	
2	54.604		39.981		41.872		276.0	2: 16.457		18	53.462		38.217		42.832		267.9	2: 14.511	
3	54.363		35.470		41.523		274.0	2: 11.356		19	<u>50.482</u>		33.276		41.074		276.0	2: 04.832	
4	6: 12.530		39.345		47.931		274.0	17: 39.806	P	20	53.018		38.463				<u>278.2</u>	2: 17.481	P
5	51.081		34.093		40.972		274.0	2: 06.146		21	Out		39.083		44.540		245.2	4: 25.529	
6	51.035		33.755		40.783		275.0	2: 05.573		22	51.083		33.414		40.947		275.0	2: 05.444	
7	51.011		33.880		44.472		275.0	2: 09.363		23	51.590		33.290		40.935		276.0	2: 05.815	
8	57.205		37.557				270.9	2: 22.401	P	24	54.306		36.135		44.542		267.9	2: 14.983	
9	Out		35.629		47.530		216.5	5: 17.901		25	51.338		33.420		46.806		276.0	2: 11.564	
10	50.875		33.449		41.210		275.0	2: 05.534		26	51.748		36.338				229.6	2: 17.803	P
11	7: 32.158		38.325		44.195		275.0	8: 54.678	P	27	Out		43.830		49.054		214.0	4: 22.932	
12	51.421		38.361		47.284		215.3	2: 17.066		28	53.704		38.655		41.727		275.0	2: 14.086	D
13	50.913		33.533		40.532		<u>278.2</u>	2: 04.978		29	53.198		35.990		43.708		241.9	2: 12.896	
14	53.747		40.406				275.0	2: 20.098	P	30	53.175		36.903		41.608		274.0	2: 11.686	
15	Out		38.096		46.319		174.7	3: 42.086		31	53.051		37.149		43.196		264.9	2: 13.396	
16	50.611		<u>33.241</u>		<u>40.190</u>		277.1	<u>2: 04.042</u>		32	53.518		36.688		41.518		274.0	2: 11.724	

12 Mobil 1 New Zealand										Porsche 911 GT3 Cup S									
lap	Sect-1	Speed	Sect-2	Speed	Sect-3	Speed	TopSpeed	laptime	pit	lap	Sect-1	Speed	Sect-2	Speed	Sect-3	Speed	Topspeed	laptime	pit
1								2: 36.491		16	55.206		38.474		43.806		274.0	2: 17.486	
2	55.366		36.784		43.206		276.0	2: 15.356		17	55.048		37.853		43.310		275.0	2: 16.211	
3	53.908		36.310		<u>42.464</u>		275.0	2: 12.682		18	55.090		37.677				276.0	2: 21.371	P
4	<u>53.283</u>		<u>35.161</u>		43.280		<u>277.1</u>	<u>2: 11.724</u>		19	Out		50.969		48.436		255.6	6: 20.532	
5	5: 15.045		45.459		47.576		236.4	16: 48.080	P	20	1: 00.788		44.106		48.128		264.9	2: 33.022	
6	57.629		40.613		45.625		257.4	2: 23.867		21	1: 01.524		44.628		47.347		263.0	2: 33.499	
7	55.843		39.514		44.665		267.9	2: 20.022		22	59.528		43.970		46.419		269.9	2: 29.917	
8	56.040		40.701		45.815		271.9	2: 22.556		23	1: 00.225		43.710		48.649		246.0	2: 32.584	
9	55.868		40.218		44.521		274.0	2: 20.607		24	58.671		41.942		45.867		271.9	2: 26.480	
10	56.091		39.384		45.031		248.5	2: 20.506		25	59.031		43.585		46.492		266.9	2: 29.108	
11	55.709		39.614		43.770		276.0	2: 19.093		26	1: 00.415		44.608				269.9	2: 38.613	P
12	9: 42.781		41.039		46.318		261.1	11: 10.138	P	27	Out		41.946		45.281		271.9	6: 47.687	
13	55.320		38.274		44.253		269.9	2: 17.847		28	58.497		42.080		45.232		262.0	2: 25.809	
14	55.564		38.414		43.509		274.0	2: 17.487		29	58.382		42.302		46.351		268.9	2: 27.035	
15	55.264		38.272		43.625		<u>277.1</u>	2: 17.161		30	58.419		43.909				263.0	2: 37.414	P

16 PROsport Performance										Porsche Cayman Pro 4										
lap	Sect-1	Speed	Sect-2	Speed	Sect-3	Speed	TopSpeed	laptime	pit	lap	Sect-1	Speed	Sect-2	Speed	Sect-3	Speed	Topspeed	laptime	pit	
1								2: 33.575		17	57.986		39.259				249.4	2: 27.857	P	
2	58.601		38.458		45.279		251.1	2: 22.338		18	Out		40.048		45.704		250.3	6: 21.341		
3	58.378		37.411		45.333		252.0	2: 21.122		19	57.731		37.318		<u>44.805</u>		252.9	<u>2: 19.854</u>		
4	58.043		37.747		45.453		250.3	2: 21.243		20	57.718		37.315				<u>254.7</u>	2: 23.534	P	
5	5: 09.721		47.210		50.933		239.5	16: 47.864	P	21	Out		40.081		47.691		251.1	4: 25.666		
6	1: 02.210		42.812		48.916		238.7	2: 33.938		22	58.869		39.152		45.697		253.8	2: 23.718		
7	1: 00.648		42.952		48.159		242.7	2: 31.759		23	59.250		39.562		45.936		252.9	2: 24.748		
8	1: 00.331		41.718		48.139		239.5	2: 30.188		24	58.554		39.320		46.147		252.0	2: 24.021		
9	1: 00.588		40.479		47.532		242.7	2: 28.599		25	58.347		38.116		45.880		251.1	2: 22.343		
10	1: 01.428		41.051		47.637		242.7	2: 30.116		26	58.363		38.298				252.9	2: 25.467	P	
11	1: 00.423		41.308				237.9	2: 45.147	P	27	Out		38.597		46.040		251.1	4: 33.667		
12	Out		39.286		47.656		250.3	8: 39.796		28	59.291		38.120				252.9	2: 25.887	P	
13	58.526		37.686		46.179		253.8	2: 22.391		29	Out		41.943		48.948		228.9	5: 21.808		
14	59.368		39.449		48.051		251.1	2: 26.868		30	7: 12.607		41.072		48.073		237.9	8: 41.752	P	
15	58.204		37.617		45.509		250.3	2: 21.330		31	1: 02.636		39.826				240.3	2: 34.000	P	
16	<u>57.312</u>		<u>36.741</u>		46.510		250.3	2: 20.563		32										

21 J.F.C - Freem - Rotex										Porsche 997 GT3 Cup (MY 10-12)									
lap	Sect-1	Speed	Sect-2	Speed	Sect-3	Speed	TopSpeed	laptime	pit	lap	Sect-1	Speed	Sect-2	Speed	Sect-3	Speed	Topspeed	laptime	pit
1								2: 32.460		18	56.015		40.529		44.185		272.9	2: 20.729	
2	59.008		40.673		44.221		271.9	2: 23.902		19	55.414		38.172		44.521		254.7	2: 18.107	
3	58.312		39.677		47.694		271.9	2: 25.683		20	55.523		38.009		43.456		274.0	2: 16.988	
4	6: 50.679		42.882		44.465		270.9	18: 18.026	P	21	55.807		40.934		46.605		259.2	2: 23.346	
5	57.075		39.227		44.809		269.9	2: 21.111		22	55.225		37.466		43.513		272.9	2: 16.204	
6	57.715		38.236		44.089		256.5	2: 20.040		23	<u>55.006</u>		37.433		43.838		272.9	2: 16.277	
7	55.705		37.840		44.003		272.9	2: 17.548		24	56.232		38.299				271.9	2: 28.876	P





Liqui Moly Bathurst 12 Hours -2016

12 Hour - Practice 3 - P5 Laps and Sector Times

5 - 7 February 2016
Bathurst - 6190 mtr.


8	55.515	37.779	43.578	272.9	2:16.872	25	Out	40.524	45.780	265.9	5:15.030	
9	55.487	37.634	43.949	260.2	2:17.070	26	56.496	39.013	43.606	272.9	2:19.115	
10	56.325	39.148		256.5	2:25.245	P 27	56.387	40.647	44.057	263.0	2:21.091	
11	Out	46.627	46.120	254.7	10:57.885	P 28	55.237	37.987	43.375	274.0	2:16.599	
12	58.344	39.239	45.168	248.5	2:22.751	29	56.931	38.104	43.501	<u>275.0</u>	2:18.536	
13	56.566	38.812	44.023	274.0	2:19.401	30	57.272	38.026	44.045	<u>275.0</u>	2:19.343	
14	56.448	39.616	44.038	272.9	2:20.102	31	55.259	37.780	<u>43.248</u>	274.0	2:16.287	
15	56.489	38.650	44.419	262.0	2:19.558	32	55.030	<u>37.406</u>	43.305	<u>275.0</u>	2:15.741	
16	55.843	38.638	43.965	272.9	2:18.446	33	6:31.440	38.537	44.711	264.9	7:54.688	P
17	55.934	38.914	45.008	262.0	2:19.856	34	56.842	38.531	43.331	<u>275.0</u>	2:18.704	

28 GWS Personnel										BMW 335i E92										
lap	Sect-1	Speed	Sect-2	Speed	Sect-3	Speed	TopSpeed	laptime	pit	lap	Sect-1	Speed	Sect-2	Speed	Sect-3	Speed	Topspeed	laptime	pit	
1								2:42.624		9	Out		1:10.543		52.341		232.6	14:06.208	P	
2	1:03.177		45.661		53.178		232.6	2:42.016		10	1:07.123		45.042		51.581		238.7	2:43.746		
3	<u>1:02.891</u>		<u>41.330</u>		<u>49.117</u>		233.3	<u>2:33.338</u>		11	1:06.875		45.317		50.626		237.1	2:42.818		
4	5:42.824		44.990		49.983		233.3	17:17.797	P	12	1:05.176		43.393		50.394		<u>239.5</u>	2:38.963		
5	1:03.354		43.060		49.793		235.6	2:36.207		13	1:08.375		44.216		50.418		238.7	2:43.009		
6	1:04.254		43.065		49.814		237.1	2:37.133		14	1:06.699		44.701		51.815		238.7	2:43.215		
7	1:03.706		43.330		50.066		<u>239.5</u>	2:37.102		15	1:10.400		49.367				161.4	3:12.740	P	
8	1:04.226		43.751				237.1	2:41.354	P	16										

31 Bentley Team M-Sport										Bentley Continental GT3 2014/2015									
lap	Sect-1	Speed	Sect-2	Speed	Sect-3	Speed	TopSpeed	laptime	pit	lap	Sect-1	Speed	Sect-2	Speed	Sect-3	Speed	Topspeed	laptime	pit
1								2:26.309		17	52.881		35.612				277.1	2:14.278	P
2	52.544		35.728		42.052		274.0	2:10.324		18	Out		36.038		41.548		277.1	3:20.437	
3	51.988		33.581		41.375		272.9	2:06.944		19	52.665		34.463		41.019		275.0	2:08.147	
4	6:12.961		40.680		43.587		274.0	17:37.228	P	20	51.344		33.422		40.865		277.1	2:05.631	
5	51.603		33.517		42.465		274.0	2:07.585		21	52.407		35.814		41.814		277.1	2:10.035	
6	51.880		33.408		41.403		272.9	2:06.691		22	51.237		32.924		40.860		276.0	2:05.021	
7	51.167		33.116		41.281		274.0	2:05.564		23	51.255		36.691		41.333		274.0	2:09.279	
8	52.596		34.655		41.618		276.0	2:08.869		24	51.230		32.835		40.983		275.0	2:05.048	
9	51.373		33.287		41.302		274.0	2:05.962		25	52.552		38.074		41.267		272.9	2:11.893	
10	51.729		37.247				275.0	2:14.916	P	26	50.718		33.650		41.225		276.0	2:05.593	
11	Out		38.001		46.317		275.0	12:22.755	P	27	50.852		33.708		40.944		275.0	2:05.504	
12	51.287		33.251		40.959		<u>278.2</u>	2:05.497		28	51.362		34.916		41.241		274.0	2:07.519	
13	53.544		35.208		42.509		276.0	2:11.261		29	<u>50.667</u>		<u>32.466</u>		41.132		274.0	<u>2:04.265</u>	
14	51.086		33.079		41.062		<u>278.2</u>	2:05.227		30	52.304		36.232				271.9	2:13.050	P
15	52.164		34.951		45.120		268.9	2:12.235		31	Out		37.276		45.148		276.0	8:50.038	
16	51.164		32.938		40.868		277.1	2:04.970		32	51.696		33.003		<u>40.776</u>		276.0	2:05.475	

32 JBS Australia										Lamborghini Gallardo R-EX										
lap	Sect-1	Speed	Sect-2	Speed	Sect-3	Speed	TopSpeed	laptime	pit	lap	Sect-1	Speed	Sect-2	Speed	Sect-3	Speed	Topspeed	laptime	pit	
1								2:20.901		18	Out		36.371		41.195		276.0	5:21.688		
2	52.702		35.015		41.033		277.1	2:08.750		19	51.143		38.860		41.076		275.0	2:11.079		
3	54.441		35.489		44.242		275.0	2:14.172		20	50.852		33.703		40.638		276.0	2:05.193		
4	52.117		37.089		42.625		274.0	2:11.831		21	51.446		36.515				277.1	2:15.742	P	
5	5:09.949		44.112		45.670		272.9	16:39.731	P	22	Out		34.413		44.524		198.7	5:01.919		
6	54.224		36.205		41.760		272.9	2:12.189		23	51.620		36.544		42.040		269.9	2:10.204		
7	53.796		35.900		42.652		272.9	2:12.348		24	51.016		35.026		41.288		<u>279.2</u>	2:07.330		
8	52.307		34.880		41.463		275.0	2:08.650		25	50.956		34.626		42.543		274.0	2:08.125		
9	52.463		35.067		41.631		276.0	2:09.161		26	50.927		37.742				276.0	2:15.027	P	
10	54.545		37.661		44.054		275.0	2:16.260	D	27	Out		34.572		41.108		276.0	4:26.513		
11	55.927		36.305		41.694		274.0	2:13.926		28	51.677		39.638		41.999		272.9	2:13.314		
12	52.575		34.847		41.719		275.0	2:09.141		29	50.988		33.219		40.857		275.0	2:05.064		
13	8:02.392		39.598		42.969		<u>279.2</u>	9:24.959	P	30	56.903		38.838				224.6	2:27.168	P	
14	53.763		36.127		43.537		276.0	2:13.427		31	Out		36.814		56.395		184.5	3:33.335		
15	52.553		34.375		41.330		278.2	2:08.258		32	<u>50.794</u>		<u>33.006</u>		<u>40.550</u>		277.1	<u>2:04.350</u>		
16	52.435		34.602		41.191		276.0	2:08.228		33	1:02.109		43.520				218.5	2:39.694	P	
17	53.625		35.492				276.0	2:15.350	P	34										

33 MI SHUMOTORS										Mercedes-Benz SLS AMG GT3 2013/2014									
lap	Sect-1	Speed	Sect-2	Speed	Sect-3	Speed	TopSpeed	laptime	pit	lap	Sect-1	Speed	Sect-2	Speed	Sect-3	Speed	Topspeed	laptime	pit
1								2:57.658		17	<u>51.458</u>		34.235				<u>279.2</u>	2:12.969	P
2	1:01.071		44.150		46.050		237.1	2:31.271		18	Out		39.141		41.472		275.0	6:29.653	





Liqui Moly Bathurst 12 Hours -2016

12 Hour - Practice 3 - P5 Laps and Sector Times

5 - 7 February 2016
Bathurst - 6190 mtr.

3	57.551	43.640	44.622	272.9	2:25.813	19	51.792	34.241	41.131	276.0	2:07.164	
4	6:27.274	43.477	44.574	268.9	17:55.325	P 20	51.585	40.567		276.0	2:20.776	P
5	55.093	40.001	43.066	272.9	2:18.160	21	Out	42.228	44.792	268.9	6:26.173	
6	52.882	39.557	42.530	274.0	2:14.969	22	57.464	39.710	43.356	271.9	2:20.530	
7	53.893	38.268	44.412	276.0	2:16.573	23	54.968	40.434	43.425	275.0	2:18.827	
8	52.919	36.952	41.853	275.0	2:11.724	24	56.770	43.258		262.0	2:31.246	P
9	52.315	36.789	41.953	275.0	2:11.057	25	Out	40.652	45.012	271.9	2:58.240	
10	52.616	36.490	41.800	275.0	2:10.906	26	55.060	40.767	45.094	266.9	2:20.921	
11	8:48.318	39.772	47.722	271.9	10:15.812	P 27	56.190	39.347	43.200	272.9	2:18.737	
12	54.570	37.841	42.275	277.1	2:14.686	28	55.097	39.679	43.261	270.9	2:18.037	
13	52.067	34.909	41.488	275.0	2:08.464	29	55.664	38.132	44.153	272.9	2:17.949	
14	51.901	38.317	42.664	277.1	2:12.882	30	56.198	38.373	44.059	272.9	2:18.630	
15	52.713	34.282	41.485	275.0	2:08.480	31	8:50.215	41.142	45.720	268.9	10:17.077	P
16	51.746	34.130	41.847	275.0	2:07.723	32						

36 Erebus Motorsport									Mercedes-Benz SLS AMG GT3 2013/2014											
lap	Sect-1	Speed	Sect-2	Speed	Sect-3	Speed	TopSpeed	laptime	pit	lap	Sect-1	Speed	Sect-2	Speed	Sect-3	Speed	Topspeed	laptime	pit	
1								2:32.833		17	51.943	36.135					277.1	2:14.769	P	
2	54.094		36.099				277.1	2:17.331	P	18	Out	37.709			40.983		279.2	4:32.279		
3	Out		42.543		45.327		268.9	21:47.541	P	19	51.698	35.067			40.638		279.2	2:07.403		
4	51.492		33.493		41.006		275.0	2:05.991		20	51.256	33.827			40.665		278.2	2:05.748		
5	50.986		33.458		40.838		279.2	2:05.282		21	51.289	35.948			41.573		278.2	2:08.810		
6	52.302		35.614		41.333		278.2	2:09.249		22	51.537	34.321					276.0	2:17.681	P	
7	50.926		33.144		41.131		278.2	2:05.201		23	Out	35.161			40.916		276.0	3:35.666		
8	50.838		33.671		41.314		277.1	2:05.823		24	51.754	33.887			43.219		277.1	2:08.860		
9	50.913		33.887				278.2	2:12.180	P	25	51.112	37.203			43.187		267.9	2:11.502		
10	Out		37.595		41.575		278.2	10:23.096		26	51.253	33.567			40.917		276.0	2:05.737		
11	52.717		35.210		44.915		280.3	2:12.842		27	51.657	36.416			41.271		276.0	2:09.344		
12	50.977		33.100		40.632		278.2	2:04.709		28	51.094	35.518			40.787		277.1	2:07.399		
13	51.186		34.947				278.2	2:11.827	P	29	52.013	36.442			40.694		276.0	2:09.149		
14	Out		36.436		48.257		216.5	5:06.342		30	50.911	33.323			40.511		278.2	2:04.745		
15	50.788		33.468		40.996		275.0	2:05.252		31	50.912	38.295			40.937		278.2	2:10.144		
16	50.509		33.035		40.453		279.2	2:03.997		32										

37 Darrell Lea									McLaren 650S											
lap	Sect-1	Speed	Sect-2	Speed	Sect-3	Speed	TopSpeed	laptime	pit	lap	Sect-1	Speed	Sect-2	Speed	Sect-3	Speed	Topspeed	laptime	pit	
1								2:27.194		16	55.032	36.520					241.9	2:23.672	P	
2	53.806		36.145		41.478		275.0	2:11.429		17	Out	33.913			42.019		275.0	3:35.948		
3	52.603		34.451		41.069		276.0	2:08.123		18	51.701	34.982			43.038		277.1	2:09.721		
4	51.091		37.602				226.7	2:18.832	P	19	52.556	36.087			48.423		260.2	2:17.066		
5	Out		35.724		44.428		248.5	15:42.638		20	50.572	34.843			40.300		277.1	2:05.715		
6	51.303		34.154		44.013		274.0	2:09.470		21	51.177	37.425			41.270		278.2	2:09.872		
7	51.281		33.669		40.677		275.0	2:05.627		22	50.862	33.953					279.2	2:13.293	P	
8	50.937		33.384		40.645		276.0	2:04.966		23	Out	45.749			45.880		265.9	4:11.673		
9	52.131		35.550				279.2	2:14.628	P	24	52.143	35.550			41.498		275.0	2:09.191		
10	Out		38.133		43.471		252.0	4:44.582		25	51.602	34.682			43.542		276.0	2:09.826		
11	52.901		37.726		42.786		272.9	2:13.413		26	51.577	34.867			41.350		276.0	2:07.794		
12	8:16.777		35.779		47.391		222.5	9:39.947	P	27	51.524	36.356			44.764		220.5	2:12.644		
13	54.145		35.661		40.986		277.1	2:10.792		28	51.671	34.441			41.207		275.0	2:07.319		
14	51.046		33.908		40.440		278.2	2:05.394		29	56.783	40.067					198.1	2:34.963	P	
15	50.578		33.607		40.819		277.1	2:05.004		30										

38 WOTSO Workspace									Porsche 911 GT3 Cup S										
lap	Sect-1	Speed	Sect-2	Speed	Sect-3	Speed	TopSpeed	laptime	pit	lap	Sect-1	Speed	Sect-2	Speed	Sect-3	Speed	Topspeed	laptime	pit
1								2:46.451		16	Out	50.450			54.854		162.9	7:43.649	
2	1:02.223		46.960		52.075		223.9	2:41.258		17	58.812	41.169			44.985		268.9	2:24.966	
3	59.417		42.702		45.566		260.2	2:27.685		18	58.997	43.257			44.816		269.9	2:27.070	
4	4:57.717		43.228		45.332		262.0	16:26.277	P	19	59.710	41.513			45.164		269.9	2:26.387	
5	59.313		40.461		45.549		262.0	2:25.323		20	57.937	40.772			44.742		268.9	2:23.451	
6	57.836		40.071		46.465		254.7	2:24.372		21	58.724	42.111					267.9	2:34.480	P
7	59.458		41.425		44.715		265.9	2:25.598		22	Out	40.988			44.193		267.9	4:01.994	
8	56.908		39.352		44.393		265.9	2:20.653		23	57.059	39.535			45.307		269.9	2:21.901	
9	59.381		40.394		44.292		266.9	2:24.067		24	57.396	40.332			44.541		268.9	2:22.269	
10	56.225		38.958		44.235		267.9	2:19.418		25	56.779	39.694			44.509		268.9	2:20.982	
11	9:34.547		41.999		46.992		246.8	11:03.538	P	26	57.184	40.994			44.798		268.9	2:22.976	
12	57.382		38.948		44.126		261.1	2:20.456		27	57.607	39.660			44.217		269.9	2:21.484	





Liqui Moly Bathurst 12 Hours -2016

12 Hour - Practice 3 - P5 Laps and Sector Times


5 - 7 February 2016
Bathurst - 6190 mtr.

13	55.857	38.326	45.533	248.5	2:19.716	28	58.463	43.954	192.9	2:46.116	P
14	55.995	<u>38.040</u>	<u>43.856</u>	<u>269.9</u>	<u>2:17.891</u>	29	Out	38.547	44.630	250.3	3:59.842
15	56.725	39.230		268.9	2:24.938	P 30					

40 Handley Surveys										Audi R8-LMS Ultra 2013/2014/2015										
lap	Sect-1	Speed	Sect-2	Speed	Sect-3	Speed	TopSpeed	laptime	pit	lap	Sect-1	Speed	Sect-2	Speed	Sect-3	Speed	Topspeed	laptime	pit	
1							271.9	2:13.944		18	Out		43.593		44.777		265.9	5:57.535		
2	54.033		37.160		41.414		270.9	2:12.607		19	55.156		41.198		47.533		230.3	2:23.887		
3	51.723		33.172		41.685		270.9	2:06.580		20	55.093		37.667		42.782		270.9	2:15.542		
4	53.569		36.838		41.396		270.9	2:11.803		21	53.965		37.427		43.572		269.9	2:14.964		
5	5:08.558		38.074		43.702		270.9	16:30.334	P	22	55.838		40.903		43.339		268.9	2:20.080		
6	52.773		36.166		42.499		<u>274.0</u>	2:11.438	D	23	54.461		37.862				237.9	2:24.138	P	
7	52.511		33.269		41.158		269.9	2:06.938		24	Out		41.492		42.700		268.9	4:20.744		
8	<u>51.529</u>		<u>33.125</u>		41.611		<u>274.0</u>	<u>2:06.265</u>		25	53.655		36.180		42.056		270.9	2:11.891		
9	53.394		34.307				270.9	2:14.294	P	26	53.022		39.232		42.384		269.9	2:14.638		
10	Out		35.612		46.993		270.9	6:08.386		27	52.437		34.116		41.366		270.9	2:07.919		
11	8:50.967		45.727		47.433		246.8	10:24.127	P	28	54.343		38.195		44.233		262.0	2:16.771		
12	57.891		40.789		45.292		255.6	2:23.972		29	53.442		37.516		41.451		269.9	2:12.409		
13	56.087		43.428		45.240		263.0	2:24.755		30	52.134		33.872		41.142		271.9	2:07.148		
14	55.800		39.041		43.799		269.9	2:18.640		31	51.946		34.594		41.360		271.9	2:07.900		
15	55.093		38.459		43.172		271.9	2:16.724		32	6:54.322		34.783		41.546		267.9	8:10.651	P	
16	54.598		38.133		43.982		255.6	2:16.713		33	52.384		33.840		<u>40.966</u>		270.9	2:07.190		
17	54.434		38.311				199.2	2:33.636	P	34										

48 Interlloy										Lamborghini LP560-4 2013/2014										
lap	Sect-1	Speed	Sect-2	Speed	Sect-3	Speed	TopSpeed	laptime	pit	lap	Sect-1	Speed	Sect-2	Speed	Sect-3	Speed	Topspeed	laptime	pit	
1							269.9	2:18.366		17	53.429		37.337		42.513		271.9	2:13.279		
2	55.659		39.844		42.863		269.9	2:16.500	P	18	55.657		37.277		42.473		270.9	2:15.407		
3	53.689		36.025		49.379		250.3	18:19.465		19	53.005		36.353		42.293		271.9	2:11.651		
4	Out		41.829		43.897		244.3	2:15.042		20	52.673		35.867		41.946		266.9	2:10.486		
5	54.389		36.756		41.667		269.9	2:09.979		21	52.389		35.328		41.867		270.9	2:09.584		
6	52.996		35.316		41.634		270.9	2:08.498		22	52.583		37.902		42.233		270.9	2:12.718		
7	52.229		34.635		43.960		270.9	2:20.256	P	23	53.362		37.660				254.7	2:18.706	P	
8	55.842		38.309		41.920		261.1	15:51.435		24	Out		37.188		42.730		265.9	5:25.043		
9	Out		38.296		41.920		270.9	2:12.771		25	52.142		33.937		41.679		268.9	2:07.758		
10	53.391		37.460		41.920		270.9	2:12.771		26	52.815		35.259		41.614		266.9	2:09.688		
11	51.827		35.077		<u>41.428</u>		270.9	2:08.332		27	51.658		37.012		42.651		268.9	2:11.321		
12	<u>51.629</u>		34.611		41.611		<u>278.2</u>	2:07.851		28	52.474		33.797		41.471		268.9	<u>2:07.742</u>		
13	52.839		36.090				272.9	2:15.623	P	29	52.775		<u>33.530</u>		45.014		270.9	2:11.319		
14	Out		43.359		44.837		266.9	8:52.714		30	4:57.099		34.698		43.879		246.0	6:15.676	P	
15	55.236		40.179		43.577		268.9	2:18.992		31	54.758		36.268		44.029		246.0	2:15.055		
16	53.721		37.965		42.498		270.9	2:14.184		32										

49 Defelice Homes										Ferrari 458 Italia GT3 2013/2014/2015										
lap	Sect-1	Speed	Sect-2	Speed	Sect-3	Speed	TopSpeed	laptime	pit	lap	Sect-1	Speed	Sect-2	Speed	Sect-3	Speed	Topspeed	laptime	pit	
1							277.1	2:10.160		18	54.683		38.128		43.514		275.0	2:16.325		
2	53.076		35.359		41.725		<u>278.2</u>	2:09.650		19	54.630		37.106		42.812		272.9	2:14.548		
3	52.211		36.330		41.109		276.0	2:12.494		20	54.265		36.809		43.557		274.0	2:14.631		
4	53.264		37.727		41.503		272.9	16:51.535	P	21	55.670		37.450		42.822		275.0	2:15.942		
5	5:27.300		40.384		43.851		274.0	2:14.936		22	54.672		37.052		42.814		276.0	2:14.538		
6	55.053		38.239		41.644		276.0	2:12.083		23	54.299		39.220		44.690		255.6	2:18.209		
7	51.426		<u>33.888</u>		<u>41.096</u>		276.0	<u>2:06.410</u>		24	54.709		37.175		43.383		274.0	2:15.267		
8	53.609		36.317		42.157		276.0	2:06.515		25	56.649		36.724		42.919		271.9	2:16.292		
9	<u>50.872</u>		34.489		41.154		277.1	2:08.771		26	54.889		36.757		43.074		268.9	2:14.720		
10	51.604		33.931		43.236		276.0	2:10.215	P	27	54.211		37.209		44.583		275.0	2:16.003		
11	51.428		34.062		46.305		274.0	2:17.701	P	28	55.835		37.200				274.0	2:25.410	P	
12	Out		43.554		43.676		267.9	13:20.201	P	29	Out		37.787		44.565		249.4	4:55.118		
13	56.254		37.771		43.356		276.0	2:18.200		30	53.626		37.105		42.175		274.0	2:12.906	D	
14	55.718		39.126		42.942		274.0	2:15.714		31	52.653		34.684		42.558		272.9	2:09.895		
15	55.304		37.468		45.483		226.0	2:19.202		32	53.370		37.943		42.789		274.0	2:14.102	D	
16	55.884		37.835		43.379		274.0	2:17.217		33	53.252		39.579		42.470		274.0	2:15.301		
17	55.696		38.142							34										





Liqui Moly Bathurst 12 Hours -2016

12 Hour - Practice 3 - P5 Laps and Sector Times


5 - 7 February 2016
Bathurst - 6190 mtr.

54 Donut King										MARC Focus V8									
lap	Sect-1	Speed	Sect-2	Speed	Sect-3	Speed	TopSpeed	laptime	pit	lap	Sect-1	Speed	Sect-2	Speed	Sect-3	Speed	Topspeed	laptime	pit
1								2:40.938		16	57.743		39.230		44.359		<u>269.9</u>	2:21.332	
2	59.778		42.843		45.864		267.9	2:28.485		17	57.093		41.744		44.650		268.9	2:23.487	
3	58.069		40.485		45.725		265.9	2:24.279		18	57.206		38.983		44.187		264.0	2:20.376	
4	6:22.380		43.404		46.227		263.0	17:52.011	P	19	56.664		40.677		44.656		257.4	2:21.997	
5	58.380		42.166		45.643		265.9	2:26.189		20	56.520		<u>37.481</u>		<u>43.535</u>		<u>269.9</u>	<u>2:17.536</u>	
6	57.181		39.726		45.011		266.9	2:21.918		21	1:00.377		43.734		43.734		253.8	2:39.164	P
7	57.016		39.425		45.116		265.9	2:21.557		22	Out		51.297		53.376		221.9	5:44.633	
8	56.161		38.252		45.238		266.9	2:19.651		23	1:04.127		46.151		48.310		256.5	2:38.588	
9	<u>55.792</u>		38.110		44.646		265.9	2:18.548		24	1:02.653		43.194		47.341		255.6	2:33.188	
10	56.097		39.121				<u>269.9</u>	2:25.823	P	25	1:00.663		43.507		46.226		262.0	2:30.396	
11	Out		51.279		52.407		210.2	11:37.663		26	59.959		41.618		46.298		262.0	2:27.875	
12	1:04.228		44.467		46.764		258.3	2:35.459		27	59.864		43.977		46.449		259.2	2:30.290	
13	59.739		43.439		46.355		247.7	2:29.533		28	1:00.147		42.637		46.654		263.0	2:29.438	
14	59.603		43.556		45.435		260.2	2:28.594		29	1:00.791		42.947		46.388		263.0	2:30.126	
15	58.265		39.608		44.468		267.9	2:22.341		30	1:02.299		43.401				237.1	2:39.701	P

59 Tekno Autosports										McLaren 650S									
lap	Sect-1	Speed	Sect-2	Speed	Sect-3	Speed	TopSpeed	laptime	pit	lap	Sect-1	Speed	Sect-2	Speed	Sect-3	Speed	Topspeed	laptime	pit
1								2:14.842		16	Out		35.479		41.014		274.0	7:39.392	
2	54.009		42.264		42.405		274.0	2:18.678		17	51.935		34.463		41.220		270.9	2:07.618	
3	55.878		35.470				266.9	2:20.091	P	18	51.058		<u>32.208</u>		42.751		272.9	2:06.017	
4	Out		35.219		43.167		270.9	18:25.624		19	50.693		32.451		40.789		272.9	<u>2:03.933</u>	
5	51.665		33.382				229.6	2:18.599	P	20	51.382		33.514				272.9	2:09.536	P
6	Out		33.647		43.674		271.9	5:16.558		21	Out		35.099		42.505		274.0	4:26.237	
7	51.056		38.317		41.231		269.9	2:10.604		22	51.878		34.154		43.137		272.9	2:09.169	
8	<u>50.673</u>		33.046		40.877		272.9	2:04.596		23	54.187		34.667		42.606		269.9	2:11.460	
9	52.439		33.323		45.420		274.0	2:11.182		24	53.289		34.994		41.453		271.9	2:09.736	
10	9:28.260		33.728		42.456		271.9	10:44.444	P	25	52.188		33.806		41.256		271.9	2:07.250	
11	51.403		34.179		41.833		274.0	2:07.415		26	52.011		36.182		41.475		271.9	2:09.668	
12	51.354		32.813		40.871		271.9	2:05.038		27	52.530		33.866		41.320		272.9	2:07.716	
13	51.024		34.399		40.952		274.0	2:06.375		28	53.399		35.952				271.9	2:15.054	P
14	51.740		32.465		<u>40.692</u>		274.0	2:04.897		29	Out		35.681		41.564		270.9	12:27.446	P
15	52.500		34.086				274.0	2:13.203	P	30	52.934		36.317		42.577		<u>275.0</u>	2:11.828	

60 Tekno Autosports										McLaren 650S									
lap	Sect-1	Speed	Sect-2	Speed	Sect-3	Speed	TopSpeed	laptime	pit	lap	Sect-1	Speed	Sect-2	Speed	Sect-3	Speed	Topspeed	laptime	pit
1								2:14.451		19	Out		36.400		42.220		275.0	9:18.820	
2	54.505		37.059		42.937		245.2	2:14.501		20	52.250		37.235		40.929		276.0	2:10.414	
3	51.419		33.567		41.874		275.0	2:06.860		21	51.280		36.828		43.949		275.0	2:12.057	
4	52.387		37.404		41.211		272.9	2:11.002		22	51.472		35.168		40.954		274.0	2:07.594	
5	5:24.999		35.178		46.345		217.2	16:46.522	P	23	51.299		33.283		40.794		274.0	2:05.376	
6	55.754		36.494		42.315		269.9	2:14.563		24	51.957		34.122		41.260		275.0	2:07.339	
7	51.387		33.255		41.039		272.9	2:05.681		25	51.415		34.763				276.0	2:10.556	P
8	51.561		33.429		41.177		272.9	2:06.167		26	Out		35.013		42.961		271.9	4:09.090	
9	50.904		34.190		41.918		275.0	2:07.012		27	51.420		33.876		41.060		275.0	2:06.356	
10	51.193		34.018		41.318		271.9	2:06.529		28	<u>50.675</u>		35.565		43.181		271.9	2:09.421	
11	50.967		33.692		41.219		270.9	2:05.878		29	51.721		33.606		41.688		275.0	2:07.015	
12	51.028		33.496		40.875		272.9	2:05.399		30	50.707		33.240		<u>40.725</u>		275.0	2:04.672	
13	8:45.210		36.715		41.895		272.9	10:03.820	P	31	53.490		34.229		40.959		275.0	2:08.678	
14	54.124		34.601		41.228		274.0	2:09.953		32	50.695		<u>33.039</u>		40.784		275.0	<u>2:04.518</u>	
15	53.502		36.029		42.169		276.0	2:11.700		33	52.092		34.058				<u>279.2</u>	2:11.560	P
16	51.722		33.830		42.246		275.0	2:07.798		34	Out		36.192		41.911		274.0	7:50.512	
17	53.002		37.120		42.636		274.0	2:12.758		35	53.770		34.673		43.409		262.0	2:11.852	
18	55.425		34.268				274.0	2:13.855	P	36									

62 SP Tools										Lamborghini Gallardo									
lap	Sect-1	Speed	Sect-2	Speed	Sect-3	Speed	TopSpeed	laptime	pit	lap	Sect-1	Speed	Sect-2	Speed	Sect-3	Speed	Topspeed	laptime	pit
1								2:26.033		18	54.759		37.169		41.559		269.9	2:13.487	
2	56.195		38.286		43.618		268.9	2:18.099		19	51.674		34.688		41.446		270.9	2:07.808	
3	53.688		36.492		42.435		267.9	2:12.615		20	51.424		33.970		41.381		270.9	2:06.775	
4	53.399		36.655		42.344		267.9	2:12.398		21	51.568		33.725		41.280		269.9	2:06.573	
5	4:24.808		40.642		45.091		254.7	15:50.541	P	22	51.345		33.593		42.277		271.9	2:07.215	
6	54.029		36.119		43.374		267.9	2:13.522		23	52.376		36.530		42.259		269.9	2:11.165	





Liqui Moly Bathurst 12 Hours -2016

12 Hour - Practice 3 - P5 Laps and Sector Times

**5 - 7 February 2016
Bathurst - 6190 mtr.**

7	53.920	36.166	42.861	268.9	2:12.947	24	51.897	37.257	223.2	2:19.158	P	
8	54.246	36.174	43.015	267.9	2:13.435	25	Out	34.837	42.154	268.9	10:24.114	
9	53.632	36.022	43.225	259.2	2:12.879	26	51.421	34.052	41.460	269.9	2:06.933	
10	53.621	35.955	42.377	267.9	2:11.953	27	51.104	33.948	41.179	269.9	2:06.231	
11	53.567	37.158	42.267	267.9	2:12.992	28	51.573	34.765	42.334	268.9	2:08.672	
12	53.251	35.790	42.138	268.9	2:11.179	29	51.269	<u>33.343</u>	41.184	270.9	<u>2:05.796</u>	
13	8:26.541	36.698	41.738	<u>272.9</u>	9:44.977	P	30	52.521	38.304	42.180	268.9	2:13.005
14	54.105	34.826	41.851	271.9	2:10.782	31	51.760	33.433	<u>40.964</u>	268.9	2:06.157	
15	52.711	36.017	42.487	<u>272.9</u>	2:11.215	32	<u>51.004</u>	33.421	41.371	269.9	2:05.796	
16	51.966	34.485	41.532	270.9	2:07.983	33	53.334	36.271	42.404	270.9	2:12.009	
17	52.629	38.817	41.700	270.9	2:13.146	34						

63 Erebus Motorsport										Mercedes-Benz SLS AMG GT3 2013/2014									
lap	Sect-1	Speed	Sect-2	Speed	Sect-3	Speed	TopSpeed	laptime	pit	lap	Sect-1	Speed	Sect-2	Speed	Sect-3	Speed	Topspeed	laptime	pit
1							243.5	2:21.683	P	12	53.116	36.543			41.283		276.0	2:15.597	P
2	1:11.234		39.311				245.2	2:41.738	P	13	Out	35.135			41.253		274.0	5:51.697	
3	Out		38.440		47.777		275.0	2:07.531		14	52.082	36.038			40.746		276.0	2:09.373	
4	52.675		33.770		41.086		277.1	<u>2:04.393</u>		15	52.127	34.054			43.048		264.0	2:08.648	
5	<u>50.904</u>		<u>32.968</u>		<u>40.521</u>		277.1	2:08.476		16	51.065	34.535			40.864		275.0	2:11.796	P
6	51.040		33.534		43.902		234.8	2:16.764	P	17	51.646	36.009			42.664		271.9	7:05.074	
7	51.474		37.723				275.0	5:47.435		18	Out	36.175			41.247		275.0	2:06.393	
8	Out		37.173		42.934		276.0	2:10.559		19	51.511	33.635			40.864		274.0	2:06.384	
9	53.566		35.950		41.043		269.9	2:12.005		20	51.452	34.068			41.734		276.0	2:13.327	
10	52.429		37.385		42.191		<u>278.2</u>	2:07.117		21	51.690	39.903							
11	51.515		34.474		41.128					22									

65 Daytona Sports Cars										Daytona Sportscar Coupe									
lap	Sect-1	Speed	Sect-2	Speed	Sect-3	Speed	TopSpeed	laptime	pit	lap	Sect-1	Speed	Sect-2	Speed	Sect-3	Speed	Topspeed	laptime	pit
1							166.6	2:52.415		11	54.910	38.685			42.870		290.5	2:16.465	
2	1:05.479		48.828		58.108		287.0	2:35.532		12	53.949	37.996			42.760		<u>291.6</u>	2:14.705	
3	1:09.142		43.056		43.334		275.0	16:50.297	P	13	59.774	53.374			58.593		157.9	3:05.186	P
4	5:23.253		40.716		46.328		289.3	2:13.511		14	Out	53.408			49.260		217.2	29:40.509	
5	53.462		36.801		43.248		289.3	<u>2:11.807</u>		15	1:02.458	44.872			43.767		271.9	2:36.590	
6	<u>53.401</u>		<u>36.298</u>		<u>42.108</u>		266.9	2:19.747	P	16	59.499	38.616			44.995		289.3	2:21.882	
7	53.503		37.180				248.5	8:24.068		17	55.187	44.995			46.798		252.0	2:38.085	P
8	Out		46.273		46.994		290.5	11:12.475	P	18	Out	46.798			42.599		279.2	3:45.620	
9	9:44.197		42.811		45.467		290.5	2:24.650		19	5:23.788	38.136			42.375		288.1	6:44.523	P
10	1:00.726		39.632		44.292					20	58.871	41.109					290.5	2:22.355	

69 Apo Sport										Porsche 997 GT3 Cup (MY 06-09)									
lap	Sect-1	Speed	Sect-2	Speed	Sect-3	Speed	TopSpeed	laptime	pit	lap	Sect-1	Speed	Sect-2	Speed	Sect-3	Speed	Topspeed	laptime	pit
1							264.9	2:24.265		11	55.901	36.710			44.049		264.0	2:16.660	
2	58.801		40.033		45.431		263.0	2:25.227	P	12	55.392	37.594			44.228		263.0	2:17.214	
3	56.847		39.179		44.960		264.0	2:20.986		13	55.682	38.809			44.257		<u>265.9</u>	2:18.748	
4	6:49.953		43.116		45.238		264.0	2:20.091		14	56.062	37.999			44.402		264.0	2:18.463	
5	56.712		38.664		44.715		263.0	2:25.227	P	15	<u>55.082</u>	<u>35.791</u>			<u>43.801</u>		264.0	<u>2:14.674</u>	
6	56.478		37.942				241.9	6:07.887		16	56.158	38.704			42.346		263.0	2:25.386	P
7	Out		43.899		47.965		245.2	2:32.914		17	Out	42.346			47.535		243.5	4:45.229	
8	1:01.855		43.414		47.645		243.5	2:31.656		18	59.656	43.070			47.261		246.0	2:29.987	
9	1:00.336		42.356		48.964		262.0	36:32.437	P	19	59.734	42.612			46.826		254.7	2:29.172	
10	85:08.741		38.855		44.841					20									

74 Jamec Pem										Audi R8-LMS 2015									
lap	Sect-1	Speed	Sect-2	Speed	Sect-3	Speed	TopSpeed	laptime	pit	lap	Sect-1	Speed	Sect-2	Speed	Sect-3	Speed	Topspeed	laptime	pit
1							270.9	2:07.306		17	53.048	33.746			42.167		275.0	2:11.870	P
2	52.684		33.237		41.385		270.9	2:11.433		18	Out	38.143			43.601		268.9	5:53.640	
3	51.455		38.924		41.054		270.9	2:07.848		19	53.172	34.574			41.956		272.9	2:11.347	
4	54.409		32.508		40.931		274.0	16:53.884	P	20	51.612	35.627			43.296		272.9	2:09.195	
5	5:30.673		40.537		42.674		272.9	2:05.757		21	52.533	35.529			41.415		268.9	2:09.778	
6	51.442		33.223		41.092		271.9	2:03.909		22	51.380	32.861			41.415		274.0	2:07.537	
7	50.718		31.916		41.275		272.9	2:04.923		23	54.483	34.934			43.484		271.9	2:10.832	
8	51.205		32.144		41.574		271.9	2:07.463	P	24	52.064	33.765			41.125		270.9	2:10.411	P
9	51.169		32.462				254.7	4:51.134		25	Out	37.547			40.733		274.0	4:46.386	
10	Out		33.106		45.645		271.9	2:03.865		26	50.881	33.446					270.9	2:05.452	
11	51.000		<u>31.874</u>		40.991					27	51.454	34.496					271.9	2:06.683	





Liqui Moly Bathurst 12 Hours -2016

12 Hour - Practice 3 - P5 Laps and Sector Times

5 - 7 February 2016
Bathurst - 6190 mtr.

12	0:22.928	38.947	47.701	262.0	11:49.576	P	28	50.745	35.952	43.489	271.9	2:10.186
13	52.746	34.045	41.698	270.9	2:08.489		29	51.909	32.809	46.067	223.9	2:10.785
14	51.672	33.352	43.814	271.9	2:08.838		30	<u>50.475</u>	32.400	<u>40.625</u>	271.9	<u>2:03.500</u>
15	51.303	33.589	41.148	<u>277.1</u>	2:06.040		31	50.662	37.795		268.9	2:13.387 P
16	51.146	34.050	41.591	272.9	2:06.787		32	Out	37.725	45.254	212.7	4:11.253

75 Jamec Pem								Audi R8-LMS 2015												
lap	Sect-1	Speed	Sect-2	Speed	Sect-3	Speed	TopSpeed	laptime	pit	lap	Sect-1	Speed	Sect-2	Speed	Sect-3	Speed	TopSpeed	laptime	pit	
1								2:20.484		19	53.328		35.505		41.882		271.9	2:10.715		
2	52.454		32.967		41.021		274.0	2:06.442		20	54.405		35.633		41.801		270.9	2:11.839		
3	51.182		34.784		42.902		272.9	2:08.868		21	53.541		37.257		42.336		270.9	2:13.134		
4	51.278		37.981		41.445		270.9	2:10.704		22	53.827		34.912		42.920		251.1	2:11.659		
5	4:59.376		41.337		44.644		246.0	16:25.357	P	23	53.363		37.560		41.937		269.9	2:12.860		
6	51.385		32.458		40.906		269.9	2:04.749		24	53.761		35.293		42.584		267.9	2:11.638		
7	<u>50.920</u>		<u>32.058</u>		41.083		<u>275.0</u>	<u>2:04.061</u>		25	53.546		36.082		42.229		270.9	2:11.857		
8	53.511		36.549		45.705		231.8	2:15.765		26	53.654		36.173				272.9	2:31.067	P	
9	51.044		32.584		40.861		272.9	2:04.489		27	Out		34.271		41.522		268.9	4:11.566		
10	51.828		34.322				271.9	2:10.846	P	28	52.739		33.583		41.259		269.9	2:07.581		
11	Out		35.177		41.492		267.9	14:07.917		29	52.058		35.128		41.272		269.9	2:08.458		
12	51.528		33.857		45.173		234.8	2:10.558		30	51.547		33.075		41.570		272.9	2:06.192		
13	51.460		32.125		<u>40.688</u>		272.9	2:04.273		31	52.559		33.495		41.329		270.9	2:07.383		
14	51.141		34.633				271.9	2:09.743	P	32	52.514		37.064		41.832		269.9	2:11.410		
15	Out		39.532		42.774		268.9	5:19.006		33	51.881		32.904		40.986		271.9	2:05.771		
16	53.993		36.881		42.405		268.9	2:13.279		34	6:19.552		33.649		43.272		269.9	7:36.473	P	
17	54.075		36.325		42.439		270.9	2:12.839		35	52.957		34.449				267.9	2:17.050	P	
18	53.214		35.770		42.864		270.9	2:11.848		36										

77 Completion Products, Asia I Pacific Spiral								Porsche 997 GT3 Cup (MY 10-12)											
lap	Sect-1	Speed	Sect-2	Speed	Sect-3	Speed	TopSpeed	laptime	pit	lap	Sect-1	Speed	Sect-2	Speed	Sect-3	Speed	TopSpeed	laptime	pit
1								2:32.968		14	1:02.699		47.323		49.228		234.8	2:39.250	
2	4:48.284		39.032		44.942		271.9	16:12.258	P	15	59.951		43.015		46.878		261.1	2:29.844	
3	58.124		37.841		45.153		259.2	2:21.118		16	1:00.386		44.656		47.124		246.8	2:32.166	
4	55.462		37.674		44.391		<u>272.9</u>	2:17.527		17	1:00.336		43.227				237.1	2:39.605	P
5	55.812		36.854		43.695		271.9	2:16.361		18	Out		47.201		52.416		229.6	5:26.404	
6	54.862		<u>36.590</u>		<u>43.290</u>		271.9	<u>2:14.742</u>		19	2:03.255		1:00.332				118.2	4:26.660	P
7	<u>54.336</u>		37.464				271.9	2:19.435	P	20	Out		49.012		51.087		233.3	6:14.210	
8	Out		54.263		59.188		203.2	15:28.474	P	21	1:03.744		49.216		49.881		222.5	2:42.841	
9	1:14.114		52.995		53.924		215.3	3:01.033		22	1:02.202		45.928		48.249		241.1	2:36.379	
10	1:07.687		50.575		54.433		217.2	2:52.695		23	1:01.730		45.816		47.894		256.5	2:35.440	
11	1:08.788		49.028		50.310		260.2	2:48.126		24	1:02.919		45.900		49.472		234.8	2:38.291	
12	1:04.994		47.584		51.381		222.5	2:43.959		25	6:07.040		45.221		47.513		248.5	7:39.774	P
13	1:03.319		45.986		49.654		244.3	2:38.959		26	1:06.020		44.806		47.436		263.0	2:38.262	

82 International Motorsports								Audi R8-LMS Ultra 2013/2014/2015												
lap	Sect-1	Speed	Sect-2	Speed	Sect-3	Speed	TopSpeed	laptime	pit	lap	Sect-1	Speed	Sect-2	Speed	Sect-3	Speed	TopSpeed	laptime	pit	
1								2:36.658		18	54.399		37.602		43.769		267.9	2:15.770		
2	56.415		38.363		43.537		<u>268.9</u>	2:18.315		19	54.167		37.827		43.313		267.9	2:15.307		
3	55.819		39.337		43.226		267.9	2:18.382		20	54.214		39.107		44.018		266.9	2:17.339		
4	6:36.176		42.051		44.883		265.9	18:03.110	P	21	55.143		37.323		44.956		247.7	2:17.422		
5	55.538		38.143		43.557		254.7	2:17.238		22	54.087		37.358		43.413		<u>268.9</u>	2:14.858		
6	53.942		37.664		43.209		261.1	2:14.815		23	54.159		40.980		44.607		264.0	2:19.746		
7	55.513		37.319		42.552		266.9	2:15.384		24	54.232		37.131		43.492		265.9	2:14.855		
8	53.804		37.029		43.298		<u>268.9</u>	2:14.131		25	53.889		36.815		44.226		264.9	2:14.930		
9	56.340		40.706		43.065		266.9	2:20.111		26	54.545		36.967		43.063		267.9	2:14.575		
10	53.438		37.141		42.708		266.9	<u>2:13.287</u>		27	54.291		36.602		43.685		266.9	2:14.578		
11	53.433		38.026		44.934		267.9	2:16.393		28	54.042		37.337				264.9	2:20.424	P	
12	8:51.396		41.495		47.786		264.0	10:20.677	P	29	Out		39.453		44.445		263.0	4:52.056		
13	54.926		38.610		44.122		<u>268.9</u>	2:17.658		30	54.172		36.950		42.514		265.9	2:13.636		
14	57.034		38.506		45.107		263.0	2:20.647		31	53.412		37.690		<u>42.507</u>		260.2	2:13.609		
15	55.408		37.863		44.120		267.9	2:17.391		32	<u>53.372</u>		<u>36.488</u>		44.060		<u>268.9</u>	2:13.920		
16	55.084		37.584		44.564		265.9	2:17.232		33	56.233		38.208		42.678		266.9	2:17.119		
17	54.566		37.539		44.048		266.9	2:16.153		34										





Liqui Moly Bathurst 12 Hours -2016

12 Hour - Practice 3 - P5 Laps and Sector Times


5 - 7 February 2016
Bathurst - 6190 mtr.

88 Maranello Motorsport									Ferrari 458 Italia GT3 2013/2014/2015										
lap	Sect-1	Speed	Sect-2	Speed	Sect-3	Speed	TopSpeed	laptime	pit	lap	Sect-1	Speed	Sect-2	Speed	Sect-3	Speed	Topspeed	laptime	pit
1								2:23.411		18	53.378		34.959		41.282		<u>278.2</u>	2:09.619	
2	53.488		35.660		41.570		274.0	2:10.718		19	54.267		34.699		41.346		275.0	2:10.312	
3	51.915		34.031		42.246		274.0	2:08.192		20	52.813		34.365		41.225		272.9	2:08.403	
4	54.579		36.586		43.433		276.0	2:14.598		21	52.694		34.765		41.447		274.0	2:08.906	
5	20:08.427		35.180		43.106		277.1	21:26.713	P	22	53.348		35.379		44.032		272.9	2:12.759	
6	52.410		33.927		41.348		<u>278.2</u>	2:07.685		23	52.265		35.136		45.342		276.0	2:12.743	
7	51.659		33.478		41.348		276.0	2:06.485		24	52.444		34.278		41.576		276.0	2:08.298	
8	52.618		36.652		41.667		277.1	2:10.937		25	54.297		34.711		41.742		274.0	2:10.750	
9	51.438		33.431				274.0	2:14.009	P	26	52.122		34.126		41.213		275.0	2:07.461	
10	Out		43.456		43.164		270.9	12:03.026	P	27	52.131		34.138				271.9	2:10.433	P
11	52.633		37.265		41.800		277.1	2:11.698		28	Out		34.851		41.068		271.9	4:09.689	
12	51.267		39.344		41.733		275.0	2:12.344		29	51.961		35.008		41.356		275.0	2:08.325	
13	<u>51.071</u>		33.138		<u>40.774</u>		276.0	<u>2:04.983</u>		30	52.016		36.292				276.0	2:12.444	P
14	51.455		35.427				<u>278.2</u>	2:12.957	P	31	Out		33.708		41.074		271.9	9:14.948	P
15	Out		36.984		41.951		276.0	5:07.564		32	55.775		33.507		40.846		275.0	2:10.128	
16	51.801		34.408				272.9	2:12.458	P	33	51.741		<u>33.053</u>		40.824		275.0	2:05.618	
17	Out		38.670		42.480		274.0	3:42.406		34									

91 MARC Cars Australia									MARC Focus V8										
lap	Sect-1	Speed	Sect-2	Speed	Sect-3	Speed	TopSpeed	laptime	pit	lap	Sect-1	Speed	Sect-2	Speed	Sect-3	Speed	Topspeed	laptime	pit
1								2:42.731		16	58.888		42.190		46.043		261.1	2:27.121	
2	59.313		39.988		44.396		267.9	2:23.697		17	57.918		40.668		45.596		264.9	2:24.182	
3	56.754		40.071		44.553		270.9	2:21.378		18	58.841		44.168				247.7	2:40.741	P
4	6:42.502		40.693		44.529		264.9	18:07.724	P	19	Out		40.193		44.214		267.9	4:52.164	
5	56.220		38.009		44.023		264.9	2:18.252		20	55.716		39.957		44.931		<u>271.9</u>	2:20.604	
6	55.442		38.364		45.262		269.9	2:19.068		21	55.208		37.445		44.267		266.9	2:16.920	
7	56.521		37.823		43.597		268.9	2:17.941		22	55.263		37.181		43.910		266.9	2:16.354	
8	55.405		37.990		43.896		267.9	2:17.291		23	55.959		38.900				268.9	2:24.381	P
9	57.547		37.784		43.841		267.9	2:19.172		24	Out		37.693		45.623		259.2	4:15.616	
10	55.724		37.426				267.9	2:21.928	P	25	55.140		<u>36.507</u>		<u>43.395</u>		266.9	<u>2:15.042</u>	
11	Out		46.819		50.236		234.1	11:18.167		26	55.159		36.844		43.989		267.9	2:15.992	
12	59.560		42.675		46.453		261.1	2:28.688		27	55.472		38.832				268.9	2:23.159	P
13	59.032		42.058		46.109		260.2	2:27.199		28	Out		37.531		44.095		267.9	8:51.494	
14	58.835		41.736		46.740		262.0	2:27.311		29	<u>6:28.089</u>		37.331		43.492		266.9	7:48.912	P
15	58.829		42.010		46.251		263.0	2:27.090		30	56.863		40.941				212.7	2:33.375	P

92 MARC Cars Australia									MARC Focus V8										
lap	Sect-1	Speed	Sect-2	Speed	Sect-3	Speed	TopSpeed	laptime	pit	lap	Sect-1	Speed	Sect-2	Speed	Sect-3	Speed	Topspeed	laptime	pit
1								2:52.730		14	59.212		40.970		46.184		255.6	2:26.366	
2	1:00.832		44.764		45.975		<u>269.9</u>	2:31.571		15	58.408		42.615		49.850		232.6	2:30.873	
3	59.014		43.593		47.386		266.9	2:29.993		16	57.835		41.538		47.318		251.1	2:26.691	
4	5:32.982		41.980		44.833		267.9	16:59.795	P	17	57.758		40.632		49.438		241.9	2:27.828	
5	56.143		38.690		43.919		266.9	2:18.752		18	57.676		40.571		47.297		251.1	2:25.544	
6	55.693		39.152		44.636		<u>269.9</u>	2:19.481		19	57.837		40.774		46.145		261.1	2:24.756	
7	55.803		39.013		43.651		<u>269.9</u>	2:18.467		20	57.860		40.880		46.395		263.0	2:25.135	
8	55.323		<u>37.894</u>		44.334		268.9	2:17.551		21	1:00.264		43.049				235.6	2:41.029	P
9	55.477		38.138		43.887		268.9	2:17.502		22	Out		43.053		46.327		246.0	5:11.123	
10	<u>55.115</u>		37.988		<u>43.540</u>		<u>269.9</u>	<u>2:16.643</u>		23	1:00.279		45.136		45.629		261.1	2:31.044	
11	9:42.247		42.816		48.189		258.3	11:13.252	P	24	57.663		41.154		45.427		262.0	2:24.244	
12	58.358		45.465				228.2	2:44.760	P	25	57.043		39.755		44.891		265.9	2:21.689	
13	Out		42.435		47.058		255.6	14:40.155		26	57.101		39.777		44.825		265.9	2:21.703	

93 MARC Cars Australia									MARC Focus V8										
lap	Sect-1	Speed	Sect-2	Speed	Sect-3	Speed	TopSpeed	laptime	pit	lap	Sect-1	Speed	Sect-2	Speed	Sect-3	Speed	Topspeed	laptime	pit
1								2:53.477		16	Out		42.762		48.156		214.6	4:58.867	
2	1:00.953		38.936		44.352		269.9	2:24.241		17	56.713		39.200		44.102		269.9	2:20.015	
3	56.330		37.266		43.866		269.9	2:17.462		18	55.185		38.161		43.742		270.9	2:17.088	
4	6:03.133		40.961		44.577		263.0	17:28.671	P	19	54.760		38.692		<u>42.892</u>		272.9	2:16.344	
5	55.447		36.745		44.171		272.9	2:16.363		20	54.196		37.269		43.444		272.9	2:14.909	
6	54.901		36.797		43.498		269.9	2:15.196		21	55.695		38.349		43.692		269.9	2:17.736	
7	57.644		37.608		43.521		269.9	2:18.773		22	54.036		36.950		42.987		267.9	2:13.973	
8	54.969		36.182		43.129		268.9	2:14.280		23	54.032		36.654		44.961		266.9	2:15.647	
9	57.536		40.207				207.8	2:35.743	P	24	53.891		36.550		43.225		271.9	2:13.666	





Liqui Moly Bathurst 12 Hours -2016

12 Hour - Practice 3 - P5 Laps and Sector Times

**5 - 7 February 2016
Bathurst - 6190 mtr.**

10	Out	37.003	43.794	265.9	4:15.717	25	57.090	39.549	263.0	2:31.091	P
11	7:09.139	42.402	44.711	269.9	8:36.252	26	Out	40.283	44.600	267.9	7:38.551
12	55.848	36.679	43.959	<u>274.0</u>	2:16.486	27	53.864	36.415	43.201	267.9	2:13.480
13	57.770	35.889	43.022	271.9	2:16.681	28	<u>53.698</u>	36.496	43.149	268.9	2:13.343
14	54.084	<u>35.546</u>	43.702	272.9	<u>2:13.332</u>	29	53.915	39.309	44.038	269.9	2:17.262
15	55.399	40.747		241.1	2:31.336	30	59.005	39.184	45.193	269.9	2:23.382

94 MARC Cars Australia										MARC Mazda 3 V8									
lap	Sect-1	Speed	Sect-2	Speed	Sect-3	Speed	TopSpeed	laptime	pit	lap	Sect-1	Speed	Sect-2	Speed	Sect-3	Speed	Topspeed	laptime	pit
1								2:30.648		3	54.720		<u>38.609</u>		44.290		267.9	<u>2:17.619</u>	
2	56.401		40.176		<u>43.856</u>		<u>271.9</u>	2:20.433		4									

