



Challenge Bathurst 2016

Regularity Group E - Trial # 4 - R20

23 - 27 November 2016

Bathurst - 6213 m tr.


Pos	Nbr	Name /Team name	CITY	Car	Year	Ref.time	1	2	3	4	5	6	7	8	9	10	Points
1	20	Conrad Dorrrough		Hy undai Excel		3:12.0	3:57.542	3:12.650	3:12.314	3:11.578	3:12.199	3:12.902					29
							0	6	3	10	1	9					
2	86	Robert Oshlack		Toyota 86 GT		2:48.0	4:06.466	2:50.644	2:49.061	2:48.496	2:49.343	2:47.851	2:47.521				57
							0	26	10	4	13	4	0				
3	271	Benjamin Trembath		Ford Falcon XR8		2:57.0	4:01.283	3:00.093	2:57.914	2:57.768	2:56.744	2:57.753	2:57.245				59
							0	30	9	7	6	7	0				
4	160	Mark McMillan		Holden Commodore		2:48.0	4:06.100	2:51.032	2:49.883	2:48.257	2:48.378	2:48.913	2:50.806				62
							0	30	18	2	3	9	0				
5	350	Anthony Patterson		Holden HSV R8		2:57.0	4:02.749	2:58.369	2:59.009	2:58.174	2:56.879	2:58.476	2:57.134				62
							0	13	20	11	4	14	0				
6	77	David McCowen		Renault Megane		2:49.0	4:06.178	2:49.400	2:50.134	2:47.946	2:48.452	2:48.282	2:50.915				65
							0	4	11	22	12	16	0				
7	64	John Hatton		Holden EH 1963		3:15.0	3:55.663	3:19.395	3:15.204	3:16.043	3:14.329	3:15.078					69
							0	43	2	10	14	0					
8	114	John Graham		Nissan S14		2:40.0	4:07.335	2:41.336	2:41.374	2:40.634	2:42.062	2:42.230	2:46.847				74
							0	13	13	6	20	22	0				
9	52	Jamie Martin		Mazda MX5		3:09.0	3:55.424	3:11.770	3:10.422	3:08.666	3:07.927	3:10.798					88
							0	27	14	8	22	17					
10	223	Stewart Temesvary		Mazda MX5		3:02.0	3:56.356	3:06.409	3:03.401	3:01.579	3:03.190	3:00.657					107
							0	44	14	10	11	28					
11	23	Brett Sutherland		Ford Falcon XR8		3:02.0	3:57.085	3:07.184	3:02.771	3:02.197	3:03.438	3:00.192					111
							0	51	7	1	14	38					
12	44	Raymond Estreich		Mazda MX5		2:58.0	4:00.555	3:00.503	2:59.736	2:59.097	2:57.316	2:55.513	2:57.513				116
							0	25	17	10	14	50	0				
13	68	Daren Curry		Mercedes A45		2:44.0	4:08.080	2:43.890	2:42.214	2:42.928	2:42.673	2:46.710	2:42.331				117
							0	4	36	22	28	27	0				
14	27	Peter Ireland		Lotus Elise		3:00.0	3:58.555	3:00.812	3:00.485	2:59.256	2:56.674	2:57.647	2:57.689				144
							0	8	4	16	68	48	0				

Fastest time : 2:37.689 in lap 3 by nbr. 216 : Stuart Pennells ()

Publication-time

RESULTS www.bathurstmotorfestival.com.au

Timekeeping by : Bathurst Regional Council

Clerk of the Course	Steward	Timekeeper	
Ross Hill	Graham Humphreys	David Douglas	
Page 1 of 3			



Challenge Bathurst 2016

Regularity Group E - Trial # 4 - R20

23 - 27 November 2016

Bathurst - 6213 m tr.


Pos	Nbr	Name /Team name	CITY	Car	Year	Ref.time	1	2	3	4	5	6	7	8	9	10	Points
15	74	Nathan Wright		Porsche Cayman S		2:39.5	3:50.357	2:40.663	2:38.852	2:40.640	2:43.515	2:46.393	2:44.417				144
							0	11	14	11	40	68	0				
16	191	Howard Laughton		Porsche 997 GTS		2:47.5	4:06.127	2:49.813	2:44.085	2:46.109	2:49.328	2:49.984	2:49.389				163
							0	23	70	28	18	24	0				
17	50	Philip Ashton		Mazda MX5		2:55.0	4:06.121	3:03.046	2:57.932	2:58.444	2:55.673	2:57.943	2:57.721				178
							0	80	29	34	6	29	0				
18	80	Gregg Noonan		Mazda MX5		3:07.5	3:57.423	3:10.052	3:05.434	3:05.491	3:06.234	3:05.344					179
							0	25	42	42	26	44					
19	13	Lisa Montgomerie		Mazda MX5		2:51.8	4:07.383	2:53.860	2:56.541	2:55.213	2:56.578	2:55.244	2:55.958				182
							0	20	47	34	47	34	0				
20	111	Mark Tobin		Mazda RX7		2:45.0	4:09.458	2:49.041	2:48.238	2:48.754	2:48.814	2:48.654	2:49.918				183
							0	40	32	37	38	36	0				
21	59	David Reynolds		Nissan Skyline GTR R33		2:46.0	4:05.953	2:50.300	2:49.984	2:48.852	2:49.212	2:50.379	2:54.806				185
							0	43	39	28	32	43	0				
22	126	Michael Kelsey		Mazda MX5-SE		3:00.0	4:00.070	3:02.009	3:00.246	2:59.139	2:56.884	3:10.249					206
							0	20	2	18	64	102					
23	38	James Stephen		Ford Falcon XR GT		3:15.0	3:56.120	3:23.039	3:16.339	3:22.374	3:18.072	3:31.535					361
							0	80	13	73	30	165					
24	87	James Leven		Holden HSV GTS		2:40.0	4:04.600	2:41.719	2:42.294	2:38.935	2:40.147	3:13.949					401
							0	17	22	22	1	339					
25	69	Landon Curry		Holden HSV R8		2:50.5	4:07.051	2:49.002	2:45.318	2:47.081	2:45.288	2:44.918	2:48.420				422
							0	30	104	70	106	112	0				
26	73	Steven Lee-Jones		Mazda RX7 FD		2:40.0	4:01.233	2:46.640	2:42.159	2:38.767	2:37.751	3:15.120	3:17.404				510
							0	66	21	26	46	351	0				
27	32	Stephen Wan		Honda Civic		2:43.0	4:08.792	3:06.287	3:05.784	2:51.113	2:41.863	2:40.907	2:40.972				606
							0	232	227	81	24	42	0				
28	216	Stuart Pennells		Porsche 911 GT3		3:02.0	3:50.990	2:39.456	2:37.689	2:39.207	2:39.697	2:38.232	2:40.631	2:48.745			2320
							0	452	488	456	448	476	0	0			

Fastest time : 2:37.689 in lap 3 by nbr. 216 : Stuart Pennells ()

Publication-time

RESULTS www.bathurstmotofestival.com.au

Timekeeping by : Bathurst Regional Council

Clerk of the Course	Steward	Timekeeper	
Ross Hill	Graham Humphreys	David Douglas	
Page 2 of 3			



Challenge Bathurst 2016

Regularity Group E - Trial # 4 - R20

23 - 27 November 2016

Bathurst - 6213 m tr.


Pos	Nbr	Name /Team name	CITY	Car	Year	Ref.time	1	2	3	4	5	6	7	8	9	10	Points	
29	232	Peter Byrnes		BMW E36		0.0	3:50.046	2:49.720	2:45.249	2:42.175	2:40.274	2:39.705	2:44.567					8169
							0	1697	1652	1621	1602	1597	0					
30	99	David Pennells		Porsche Clubsport GT3		0.0	3:14.251	2:47.957	2:43.916	2:45.086	2:41.067	2:40.598	2:43.686	2:40.710				8183
							0	1679	1639	1650	1610	1605	0	0				
31	10	Wayne Fokes		Mitsubishi Lancer EVO		0.0	3:51.693	3:14.904	3:00.415	3:01.135	3:05.641	3:27.349						9493
							0	1949	1804	1811	1856	2073						
DNC	29	Tristan Smith		Nissan 180SX		2:51.3	4:06.153	2:49.931	2:47.693	2:49.015	2:49.320							
							0	28	74	46	40							
DNC	25	Adrian Wilson		BMW M4			4:21.210											
							0											
EXC	34	Mathew Wootten		Nissan R34 Sky line														
EXC	71	Mark Tracey		BMW E36														

Fastest time : 2:37.689 in lap 3 by nbr. 216 : Stuart Pennells ()

Publication-time

RESULTS www.bathurstmotorfestival.com.au

Timekeeping by : Bathurst Regional Council

Clerk of the Course	Steward	Timekeeper	
Ross Hill	Graham Humphreys	David Douglas	
Page 3 of 3			