



Challenge Bathurst 2016

Regularity Group E - Trial # 3 - R15

23 - 27 November 2016

Bathurst - 6213 m tr.


Pos	Nbr	Name /Team name	CITY	Car	Year	Ref.time	1	2	3	4	5	6	7	8	9	10	Points
1	20	Conrad Dorrrough		Hy undai Excel		3:12.0	3:51.685	3:14.309	3:12.070	3:11.899	3:13.373	3:12.008					40
							0	23	0	4	13	0					
2	77	David McCow en		Renault Megane		2:49.0	3:44.243	2:50.724	2:49.773	2:47.800	2:49.493	2:49.788	2:49.550				59
							0	17	7	24	4	7	0				
3	223	Stew art Temesvary		Mazda MX5		3:02.0	3:40.406	3:02.630	3:01.702	3:04.255	3:03.089	3:04.596					69
							0	6	6	22	10	25					
4	68	Daren Curry		Mercedes A45		2:44.0	3:32.413	2:45.606	2:43.484	2:44.140	2:44.043	2:49.091	2:43.247				79
							0	16	12	1	0	50	0				
5	87	James Leven		Holden HSV GTS		2:40.0	3:25.271	2:40.943	2:40.197	2:43.657	2:39.664	2:38.748	2:40.585				80
							0	9	1	36	8	26	0				
6	27	Peter Ireland		Lotus Elise		3:00.0	3:43.524	3:01.900	3:01.489	3:00.949	3:00.478	2:58.039					86
							0	19	14	9	4	40					
7	86	Robert Oshlack		Toyota 86 GT		2:48.0	3:30.855	2:47.739	2:48.704	2:46.937	2:53.092	2:46.445	2:52.444				117
							0	6	7	22	50	32	0				
8	33	David Hughes		Mercedes GTS		2:42.0	3:32.250	2:41.367	2:42.998	2:49.773	2:42.120	2:44.516	3:35.989				126
							0	14	9	77	1	25	0				
9	114	John Graham		Nissan S14		2:40.0	3:28.432	2:42.087	2:42.348	2:42.488	2:41.018	2:45.128	2:40.932				128
							0	20	23	24	10	51	0				
10	350	Anthony Patterson		Holden HSV R8		2:57.0	3:43.754	2:56.818	2:55.299	2:56.206	2:56.399	2:54.106	3:06.426				128
							0	4	36	16	14	58	0				
11	191	Howard Laughton		Porsche 997 GTS		2:47.5	3:33.815	2:45.771	2:48.874	2:45.695	2:52.242	2:46.916	2:47.114				146
							0	36	13	38	47	12	0				
12	25	Adrian Wilson		BMW M4		2:43.0	3:31.535	2:47.062	2:43.508	2:43.731	2:44.459	2:51.120	2:47.169				147
							0	40	5	7	14	81	0				
13	38	James Stephen		Ford Falcon XR GT		3:15.0	3:40.448	3:20.614	3:17.015	3:17.519	3:15.512	3:19.817					154
							0	56	20	25	5	48					
14	64	John Hatton		Holden EH 1963		3:15.0	3:37.056	3:20.477	3:19.030	3:16.614	3:14.918	3:19.242					154
							0	54	40	16	2	42					

Fastest time : 2:38.748 in lap 6 by nbr. 87 : James Leven(James Leven) ()

Publication-time

RESULTS www.bathurstmotorfestival.com.au

Timekeeping by : Bathurst Regional Council

Clerk of the Course	Steward	Timekeeper	
Ross Hill	Graham Humphreys	David Douglas	
Page 1 of 3			



Challenge Bathurst 2016

Regularity Group E - Trial # 3 - R15

23 - 27 November 2016

Bathurst - 6213 m tr.


Pos	Nbr	Name /Team name	CITY	Car	Year	Ref.time	1	2	3	4	5	6	7	8	9	10	Points
15	81	Noshin Buksh		Mitsubishi Lancer EVO V		2:47.2	3:40.722	2:47.902	2:46.136	2:44.734	2:47.800	2:54.774					160
							0	7	22	50	6	75					
16	13	Lisa Montgomerie		Mazda MX5		2:51.8	3:48.166	2:54.816	2:54.391	2:55.034	2:54.325	2:57.123	2:55.049				165
							0	30	25	32	25	53	0				
17	44	Raymond Estreich		Mazda MX5		2:56.0	3:41.031	2:59.626	2:58.879	2:58.747	2:59.227	3:00.427					167
							0	36	28	27	32	44					
18	80	Gregg Noonan		Mazda MX5		3:07.5	3:52.099	3:14.271	3:10.410	3:09.727	3:11.787	3:09.298					177
							0	67	29	22	42	17					
19	52	Jamie Martin		Mazda MX5		3:07.0	3:40.348	3:09.927	3:10.279	3:13.706	3:13.126	3:07.322					192
							0	29	32	67	61	3					
20	50	Keith Monaghan		Mazda MX5		2:54.0	3:47.198	3:02.855	2:59.033	2:56.711	2:56.735	2:56.269					214
							0	88	50	27	27	22					
21	59	David Reynolds		Nissan Sky line GTR R33		2:46.0	3:31.536	2:46.892	2:47.190	2:46.396	2:55.621	2:56.607	2:50.390				224
							0	8	11	3	96	106	0				
22	111	Mark Tobin		Mazda RX7		2:45.0	3:32.804	2:51.130	2:47.398	2:47.212	2:55.620	2:47.624	2:50.344				238
							0	61	23	22	106	26	0				
23	69	Landon Curry		Holden HSV R8		2:50.5	3:46.664	2:50.209	2:48.623	2:46.575	2:45.621	2:49.612	2:45.688				240
							0	6	38	80	98	18	0				
24	126	Michael Kelsey		Mazda MX5-SE		2:57.0	3:46.448	3:00.372	3:01.894	3:03.625	3:05.609	2:59.178					254
							0	33	48	66	86	21					
25	74	Nathan Wright		Porsche Cayman S		2:39.5	2:57.094	2:48.144	2:46.571	2:43.228	2:41.040	2:45.567	2:43.734	2:45.422			268
							0	86	70	37	15	60	0	0			
26	32	Stephen Wan		Honda Civic		2:43.5	3:34.503	2:49.584	3:04.565	2:42.620	2:46.859	2:42.847	2:56.339				335
							0	60	210	18	33	14	0				
27	29	Tristan Smith		Nissan 180SX		2:51.3	3:47.163	2:52.696	2:49.947	2:47.721	2:48.026	3:08.832					354
							0	13	28	72	66	175					
28	73	Steven Lee-Jones		Mazda RX7 FD		2:40.0	3:16.425	2:47.554	2:43.277	2:43.702	2:44.643	3:03.979					429
							0	75	32	37	46	239					

Fastest time : 2:38.748 in lap 6 by nbr. 87 : James Leven(James Leven) ()

Publication-time

RESULTS www.bathurstmotofestival.com.au

Timekeeping by : Bathurst Regional Council

Clerk of the Course	Steward	Timekeeper	
Ross Hill	Graham Humphreys	David Douglas	
Page 2 of 3			



Challenge Bathurst 2016

Regularity Group E - Trial # 3 - R15

23 - 27 November 2016

Bathurst - 6213 m tr.


Pos	Nbr	Name /Team name	CITY	Car	Year	Ref.time	1	2	3	4	5	6	7	8	9	10	Points
29	23	Brett Sutherland		Ford Falcon XR8		3:02.0	3:42.700	3:07.137	3:10.958	3:16.425	3:12.287	3:08.338					449
							0	51	89	144	102	63					
30	37	Ron Meek		Nissan 180SX		2:46.0	3:32.793	2:46.896	2:47.533	2:53.114	3:32.391	4:14.933					1446
							0	8	15	71	463	889					
31	216	Stuart Pennells		Porsche 911 GT3		3:02.0	3:01.359	2:47.049	2:45.963	2:43.044	2:42.153	2:44.702	2:43.997	2:40.421			1746
							0	300	322	380	398	346	0	0			
32	6	Adam Dodd		Volkswagon Scirocco		0.0	3:36.865	2:41.614	2:41.600	2:40.886	2:38.902	2:39.264	2:41.450				8021
							0	1616	1616	1608	1589	1592	0				
33	99	David Pennells		Porsche Clubsport GT3		0.0	2:39.156	2:44.200	2:41.647	2:43.648	2:38.980	2:40.211	2:40.701				8085
							0	1642	1616	1636	1589	1602	0				
34	232	Peter Byrnes		BMW E36		0.0	3:36.036	2:44.186	2:45.598	2:53.078	2:39.748	2:40.369	2:41.184				8226
							0	1641	1655	1730	1597	1603	0				
35	10	Wayne Fokes		Mitsubishi Lancer EVO		0.0	3:38.513	3:09.660	3:02.990	3:03.647	3:02.242	3:26.684					9449
							0	1896	1829	1836	1822	2066					
DNC	271	Graeme Trembath		Ford Falcon XR8		2:59.0	3:42.972	3:01.018	3:03.024	3:00.677	3:02.129						
							0	20	40	16	31						
DNC	307	Dana Byrnes		Toyota Supra		0.0	3:39.328	3:22.625	3:19.128	3:17.307	3:12.207						
							0	2026	1991	1973	1922						
DNC	160	Mark McMillan		Holden Commodore			3:30.688										
							0										
DNC	167	Peter Battison		Mazda MX5			5:06.168										
							0										
EXC	34	Mathew Wootten		Nissan R34 Skyline													
EXC	71	Mark Tracey		BMW E36													

Fastest time : 2:38.748 in lap 6 by nbr. 87 : James Leven(James Leven) ()

Publication-time

RESULTS www.bathurstmotorfestival.com.au

Timekeeping by : Bathurst Regional Council

Clerk of the Course	Steward	Timekeeper	
Ross Hill	Graham Humphreys	David Douglas	
Page 3 of 3			