



Challenge Bathurst 2016

Regularity Group E - Trial # 1 - R5

23 - 27 November 2016

Bathurst - 6213 m tr.


Pos	Nbr	Name /Team name	CITY	Car	Year	Ref.time	1	2	3	4	5	6	7	8	9	10	Points
1	223	Stewart Temesvary		Mazda MX5		3:02.0	3:22.164	3:04.245	3:02.423	3:02.614	3:02.069	3:02.342	3:03.222				35
							0	22	4	6	0	3	0				
2	34	Mathew Wootten		Nissan R34 Skyline		2:38.0	3:15.387	2:38.783	2:38.585	2:36.392	2:38.818	2:37.922	2:43.512	2:36.856			56
							0	7	5	34	8	2	0	0			
3	52	Jamie Martin		Mazda MX5		3:09.0	3:20.908	3:10.128	3:07.264	3:08.737	3:11.493	3:09.462					81
							0	11	36	6	24	4					
4	20	Conrad Dorrough		Hyundai Excel		3:12.0	3:18.382	3:15.821	3:12.726	3:13.635	3:11.264	3:11.795					83
							0	38	7	16	16	6					
5	68	Daren Curry		Mercedes A45		2:44.0	3:11.387	2:46.459	2:42.990	2:44.961	2:42.850	2:43.356	3:21.232				93
							0	24	22	9	24	14	0				
6	25	Adrian Wilson		BMW M4		2:48.6	3:15.952	2:50.253	2:48.299	2:50.935	2:51.344	2:47.281	2:47.417				102
							0	16	8	23	27	28	0				
7	191	Howard Laughton		Porsche 997 GTS		2:49.0	3:13.476	2:47.798	2:52.745	2:50.583	2:51.072	2:49.750	2:48.709				105
							0	26	37	15	20	7	0				
8	23	Brett Sutherland		Ford Falcon XR8		3:05.0	3:19.674	3:05.510	3:04.931	3:02.996	3:04.855	3:02.194	3:04.507				111
							0	5	2	42	4	58	0				
9	80	Gregg Noonan		Mazda MX5		3:06.0	3:16.842	3:10.513	3:06.412	3:09.832	3:06.423	3:04.938					113
							0	45	4	38	4	22					
10	77	David McCowen		Renault Megane		2:49.0	3:20.571	2:47.659	2:52.124	2:49.645	2:49.963	2:53.167	2:48.880				115
							0	28	31	6	9	41	0				
11	114	John Graham		Nissan S14		2:40.0	3:11.683	2:41.441	2:38.541	2:44.870	2:38.649	2:41.426	2:39.831	2:38.608			134
							0	14	30	48	28	14	0	0			
12	74	Nathan Wright		Porsche Cayman S		2:39.5	3:12.080	2:43.747	2:41.270	2:44.408	2:42.401	2:39.436	2:40.655	2:44.700			139
							0	42	17	49	29	2	0	0			
13	87	James Leven		Holden HSV GTS		2:40.0	2:42.594	2:41.084	2:50.962	2:40.518	2:41.304	2:41.138	2:44.584				148
							0	10	109	5	13	11	0				
14	81	Noshin Buksh		Mitsubishi Lancer EVO V		2:48.5	3:10.817	2:53.917	2:50.683	2:52.167	2:51.078	2:47.635	2:47.223				154
							0	54	21	36	25	18	0				

Fastest time : 2:36.392 in lap 4 by nbr. 34 : Mathew Wootten(Mathew Wootten) ()

Publication-time

RESULTS www.bathurstmotofestival.com.au

Timekeeping by : Bathurst Regional Council

Clerk of the Course	Steward	Timekeeper	
Ross Hill	Graham Humphreys	David Douglas	
Page 1 of 3			



Challenge Bathurst 2016

Regularity Group E - Trial # 1 - R5

23 - 27 November 2016

Bathurst - 6213 m tr.


Pos	Nbr	Name /Team name	CITY	Car	Year	Ref.time	1	2	3	4	5	6	7	8	9	10	Points
15	69	Landon Curry		Holden HSV R8		2:50.5	3:17.956	2:50.087	2:49.680	2:48.802	2:47.183	2:49.267	2:47.384				156
							0	10	18	34	68	26	0				
16	59	David Reynolds		Nissan Sky line GTR R33		2:46.0	3:21.391	2:51.016	2:49.758	2:48.859	2:48.438	2:48.926	2:49.162				168
							0	50	37	28	24	29	0				
17	126	Michael Kelsey		Mazda MX5-SE		2:57.7	3:25.357	3:03.853	3:01.546	3:01.862	2:59.983	2:58.653	2:59.166				171
							0	61	38	41	22	9	0				
18	86	Robert Oshlack		Toyota 86 GT		2:48.0	3:11.979	2:51.951	2:49.679	2:48.085	2:58.344	2:50.453	2:49.857				182
							0	39	16	0	103	24	0				
19	50	Keith Monaghan		Mazda MX5		2:59.0	3:18.157	3:04.989	3:01.543	3:03.047	2:57.691	2:57.292	2:55.876				188
							0	59	25	40	28	36	0				
20	27	Peter Ireland		Lotus Elise		3:00.0	3:20.937	3:04.751	3:03.906	3:05.813	3:02.245	3:03.146					197
							0	47	39	58	22	31					
21	38	James Stephen		Ford Falcon XR GT		3:15.0	3:25.664	3:26.102	3:18.151	3:14.015	3:18.872	3:14.502					210
							0	111	31	20	38	10					
22	13	Lisa Montgomerie		Mazda MX5		2:51.8	3:13.522	2:57.038	2:55.843	2:55.968	2:57.660	2:55.097	2:55.057				223
							0	52	40	41	58	32	0				
23	44	Raymond Estreich		Mazda MX5		3:01.0	3:26.806	3:07.266	3:00.050	3:01.265	2:58.603	2:56.430	2:56.188				224
							0	62	20	2	48	92	0				
24	216	Stuart Pennells		Porsche 911 GT3		2:39.0	3:20.121	2:51.907	2:43.364	2:42.861	2:38.081	2:38.224	2:46.795				246
							0	129	43	38	20	16	0				
25	160	Mark McMillan		Holden Commodore		2:48.0	3:18.479	2:54.707	2:54.260	2:52.927	2:51.684	2:55.376	2:55.880				287
							0	67	62	49	36	73	0				
26	71	Mark Tracey		BMW E36		2:40.0	3:12.279	2:41.477	2:40.488	2:41.894	2:47.336	2:58.099	2:38.941	2:39.577			289
							0	14	4	18	73	180	0	0			
27	111	Mark Tobin		Mazda RX7		2:45.0	3:14.282	2:50.076	2:51.823	2:48.740	2:56.122	2:50.040	2:52.462				316
							0	50	68	37	111	50	0				
28	32	Stephen Wan		Honda Civic		2:51.8	3:29.506	2:59.046	2:55.571	2:53.219	2:48.891	2:44.073	2:55.763				339
							0	72	37	14	60	156	0				

Fastest time : 2:36.392 in lap 4 by nbr. 34 : Mathew Wootten(Mathew Wootten) ()

Publication-time

RESULTS www.bathurstmotorfestival.com.au

Timekeeping by : Bathurst Regional Council

Clerk of the Course	Steward	Timekeeper	
Ross Hill	Graham Humphreys	David Douglas	
Page 2 of 3			



Challenge Bathurst 2016

Regularity Group E - Trial # 1 - R5

23 - 27 November 2016

Bathurst - 6213 m tr.

Pos	Nbr	Name /Team name	CITY	Car	Year	Ref.time	1	2	3	4	5	6	7	8	9	10	Points
29	167	Peter Battison		Mazda MX5		3:16.2	3:17.001	3:10.962	3:10.426	3:13.413	3:11.852	3:11.238					466
							0	106	116	56	88	100					
30	350	Anthony Patterson		Holden HSV R8		3:04.0	3:23.669	3:01.051	2:58.376	2:56.662	2:56.610	2:58.029	2:56.890				590
							0	60	114	148	148	120	0				
31	271	Graeme Trembath		Ford Falcon XR8		3:13.0	3:28.133	3:04.754	3:02.366	3:01.830	2:59.166	2:59.096	2:59.371				1162
							0	166	214	224	278	280	0				
32	99	David Pennells		Porsche Clubsport GT3		0.0	3:18.875	2:52.369	2:44.266	2:44.154	2:41.805	2:36.882	2:43.210				8192
							0	1723	1642	1641	1618	1568	0				
33	232	Peter Byrnes		BMW E36		0.0	3:18.494	2:44.594	2:44.677	2:44.084	2:51.778	2:41.448	2:43.456				8262
							0	1645	1646	1640	1717	1614	0				
34	911	Johnny Nikolovski		Ferrari F458		0.0	3:12.034	2:48.404	2:42.582	2:49.056	2:52.238	3:32.721	4:20.915				8848
							0	1684	1625	1690	1722	2127	0				
35	64	John Hatton		Holden EH 1963		0.0	3:28.192	3:28.738	3:24.708	3:23.448	3:18.982	3:15.228					10109
							0	2087	2047	2034	1989	1952					
DNC	29	Tristan Smith		Nissan 180SX		2:51.3	3:19.547	2:52.150	2:57.653	3:11.536							
							0	8	63	202							
DNC	33	David Hughes		Mercedes GTS		2:42.0	3:12.180	2:42.101	2:43.194	2:48.777	3:15.768						
							0	1	11	67	337						
DNC	54	Glyn Crimp		Mitsubishi Lancer EVO X		2:42.0	3:26.637	2:58.936	2:57.025	2:51.201	2:48.788						
							0	169	150	92	67						
DNC	10	Lisandro Fagnano		Mitsubishi Lancer EVO		0.0	3:20.412	3:21.051									
							0	2010									
DNC	307	Dana Byrnes		Toyota Supra		0.0	3:29.016	3:28.090	3:24.149	3:24.385	3:17.822						
							0	2080	2041	2043	1978						
DNC	73	Steven Lee-Jones		Mazda RX7 FD			3:25.307										
							0										
DNC	85	George Appleby		Holden Torana LX			3:28.793										
							0										


Issue 2 - Report adjustment

Fastest time : 2:36.392 in lap 4 by nbr. 34 : Mathew Wootten(Mathew Wootten) ()

Publication-time

RESULTS www.bathurstmotorfestival.com.au

Timekeeping by : Bathurst Regional Council

Clerk of the Course	Steward	Timekeeper	
Ross Hill	Graham Humphreys	David Douglas	
Page 3 of 3			