



Challenge Bathurst 2016

Regularity Group D - Trial # 4 - R19

23 - 27 November 2016

Bathurst - 6213 m tr.


Pos	Nbr	Name /Team name	CITY	Car	Year	Ref.time	1	2	3	4	5	6	7	8	9	10	Points
1	58	Peter Gluskie		BMW E30		2:55.0	3:00.694	2:57.707	2:55.502	2:53.428	2:56.538	2:56.055	2:54.261				89
							0	27	5	32	15	10	0				
2	213	Anne Bainbridge		Datsun 240Z		2:56.0	3:14.950	2:57.685	2:59.362	2:54.882	2:55.535	2:56.638	2:56.007				89
							0	16	33	24	10	6	0				
3	56	David Ellis		Holden Torana GTR		3:08.0	3:41.287	3:09.933	3:05.624	3:08.678	3:08.429	3:07.267					93
							0	19	48	6	4	16					
4	61	Gregory Bunn		Mazda MX5		2:57.0	3:14.641	3:03.249	2:57.548	2:57.912	2:56.005	2:56.211	2:56.679				112
							0	62	5	9	20	16	0				
5	3	Glenn Thomas		Mazda MX5		2:58.5	3:15.135	3:03.059	2:59.616	2:58.030	2:56.405	2:56.972	2:58.149				140
							0	45	11	10	42	32	0				
6	99	John Turner		Porsche Carrera 2		3:00.0	3:39.838	3:02.701	2:59.564	2:59.640	2:54.870	3:00.991	2:58.110				158
							0	27	10	8	104	9	0				
7	141	Thomas Williams		Mazda MX5		3:03.0	3:44.836	3:10.560	3:04.133	3:01.548	3:02.946	3:08.479					172
							0	75	11	30	2	54					
8	28	Emily Duggan		Hyundai Excel		3:03.0	3:42.273	3:09.757	3:04.252	3:00.674	3:02.431	3:07.266	3:04.746				181
							0	67	12	48	12	42	0				
9	20	William Jordan		Volkswagen Golf R		2:50.0	2:47.560	2:47.470	2:48.799	2:50.783	2:48.750	2:57.449	2:52.219				185
							0	52	26	7	26	74	0				
10	555	Christopher Madden		BMW 328i		3:00.0	3:43.127	3:02.744	2:57.418	2:59.697	2:58.610	3:07.730	2:59.322				192
							0	27	52	8	28	77	0				
11	88	Rowan Ross		Porsche GT3		2:42.0	2:44.918	2:46.694	2:42.564	2:43.701	2:48.667	2:47.918	2:42.896	2:42.590			193
							0	46	5	17	66	59	0	0			
12	29	John Patrikos		Nissan GTR		2:50.0	2:49.913	2:50.517	2:53.076	2:57.069	2:54.543	2:54.648	2:53.492				196
							0	5	30	70	45	46	0				
13	87	Gene Phillips		Holden HSV GTS		3:02.5	3:41.511	3:09.023	3:04.392	3:02.341	2:56.775	3:03.383	3:01.782				211
							0	65	18	4	116	8	0				
14	63	Rodney Esdaile		Mazda MX5		3:06.0	3:40.724	3:13.296	3:12.782	3:05.285	3:03.605	3:05.230					219
							0	72	67	16	48	16					

Fastest time : 2:36.737 in lap 8 by nbr. 21 : Paul Plank ()

Publication-time

RESULTS www.bathurstmotofestival.com.au

Timekeeping by : Bathurst Regional Council

Clerk of the Course	Steward	Timekeeper	
Ross Hill	Graham Humphreys	David Douglas	
Page 1 of 3			



Challenge Bathurst 2016

Regularity Group D - Trial # 4 - R19

23 - 27 November 2016

Bathurst - 6213 m tr.


Pos	Nbr	Name /Team name	CITY	Car	Year	Ref.time	1	2	3	4	5	6	7	8	9	10	Points
15	711	Law rence Movigliatti		Chry sler Galant		3:04.0	3:44.574	3:12.059	3:08.903	3:07.637	3:08.013	3:06.862					233
							0	80	49	36	40	28					
16	977	Rodney Gordon		Porsche 944S2		3:00.0	3:45.331	3:01.187	2:55.737	2:55.172	3:00.868	3:03.139	2:54.077				234
							0	11	86	98	8	31	0				
17	21	Paul Plank		Porsche 996 Turbo		2:40.0	2:37.608	2:39.644	2:39.383	2:49.006	2:48.084	2:37.400	2:38.963	2:36.737			244
							0	8	14	90	80	52	0	0			
18	54	John Finch		Mazda MX5		3:07.0	3:41.638	3:14.808	3:13.784	3:10.801	3:10.018	3:11.219					255
							0	78	67	38	30	42					
19	11	John Marw ick		Nissan Pulsar		3:05.0	3:43.309	3:10.533	3:01.345	2:59.994	3:04.215	3:07.635	3:04.273				273
							0	55	74	102	16	26	0				
20	78	John Wilson		Nissan R32GTR		3:00.0	3:31.227	3:04.710	3:03.975	3:03.561	3:03.578	3:12.863	3:05.757				284
							0	47	39	35	35	128	0				
21	219	Michael White man		Holden Monaro		3:00.0	3:42.831	3:03.884	2:55.562	2:56.503	3:02.918	3:06.710	2:56.579				294
							0	38	90	70	29	67	0				
22	27	Stephen Gorman		BMW 325i E30		3:03.0	3:39.639	3:19.194	3:14.497	3:04.070	3:06.688	3:05.074					341
							0	161	114	10	36	20					
23	303	Michael Walter		BMW M3 E36		3:00.0	3:40.599	3:13.831	3:11.014	3:09.497	3:07.568	3:08.567	3:02.608				502
							0	138	110	94	75	85	0				
24	98	Darren Freeman		Birkin S3		2:58.0	3:12.869	2:55.587	2:56.347	2:50.355	2:49.300	2:49.095	2:49.841				592
							0	50	34	154	174	180	0				
25	12	Timothy Burt		Nissan Sky line R34 GTT		2:50.5	2:39.905	2:40.595	2:39.457	2:46.518	2:49.048	2:37.678	2:51.587	2:39.965			790
							0	200	222	80	30	258	0	0			
26	91	Phillip Hoad		Holden GTR XU-1		3:02.0	3:44.759	3:48.828	3:45.149	3:01.027	2:58.609	2:58.183					1065
							0	468	431	20	68	78					
27	23	Stevan Jovanovic		Mitsubishi Lancer EVO 8		0.0	3:38.865	2:58.546	2:50.905	2:46.137	2:55.350	3:38.082					9088
							0	1785	1709	1661	1753	2180					
INC	39	Paul Timmins		Holden Com modore		2:49.5	2:56.645	2:46.912	2:48.167	2:50.995	2:49.947						
							0	52	28	14	4						

Fastest time : 2:36.737 in lap 8 by nbr. 21 : Paul Plank ()

Publication-time

RESULTS www.bathurstmotorfestival.com.au

Timekeeping by : Bathurst Regional Council

Clerk of the Course	Steward	Timekeeper	
Ross Hill	Graham Humphreys	David Douglas	
Page 2 of 3			



Challenge Bathurst 2016

Regularity Group D - Trial # 4 - R19

23 - 27 November 2016

Bathurst - 6213 m tr.


Pos	Nbr	Name /Team name	CITY	Car	Year	Ref.time	1	2	3	4	5	6	7	8	9	10	Points
DNC	17	Jason Wright		Nissan Sky line GTR R34		2:53.0	3:00.805	2:57.049	3:29.963								
							0	40	369								
DNC	176	Anthony Parle		Subaru SVX		3:02.0	3:43.757	3:54.262									
							0	522									
EXC	55	Bradley Schumacher		Lotus Exige													

Fastest time : 2:36.737 in lap 8 by nbr. 21 : Paul Plank ()

Publication-time

RESULTS www.bathurstmotorfestival.com.au

Timekeeping by : Bathurst Regional Council

Clerk of the Course	Steward	Timekeeper	
Ross Hill	Graham Humphreys	David Douglas	
Page 3 of 3			